



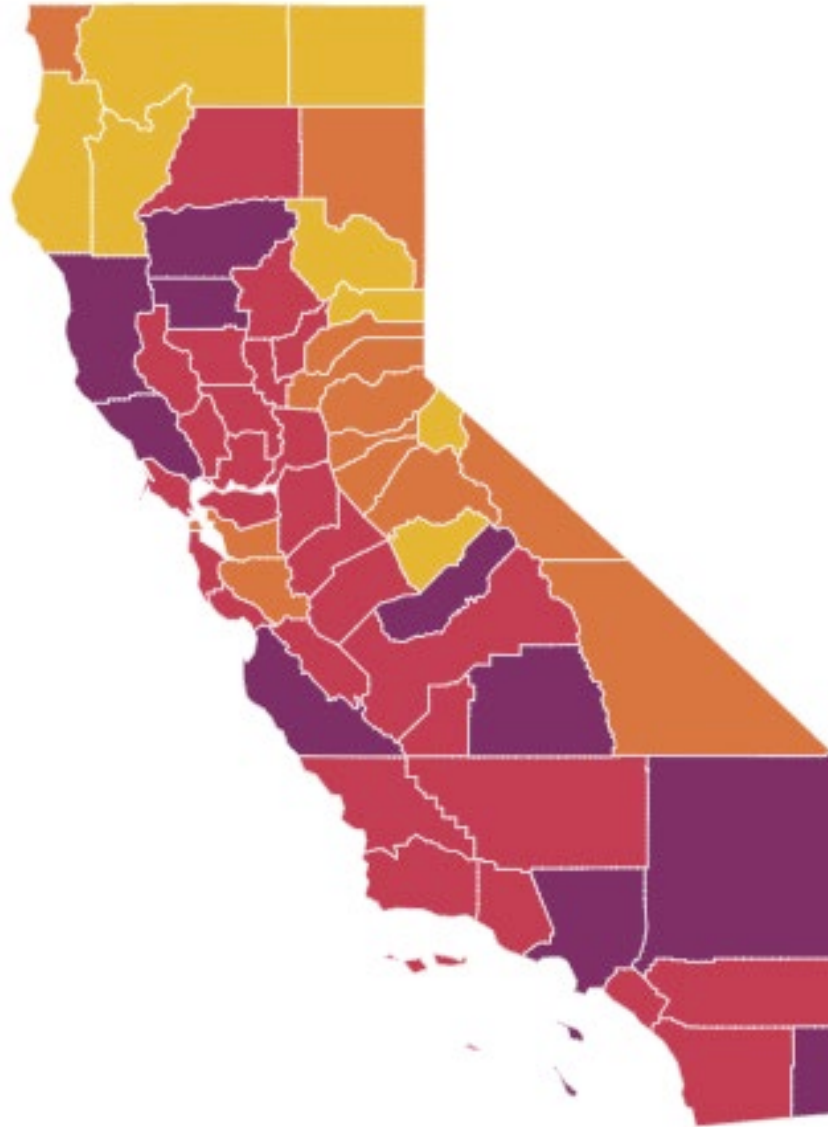
**CITY OF MOUNTAIN VIEW
UPDATE**

#Together MV

**City Manager Kimbra McCarthy
October 15, 2020**



County and State COVID-19 Numbers



County risk level

Adjusted cases*

7-day average of daily COVID-19 cases per 100K with 7-day lag, adjusted for number of tests performed

Positivity rate**

7-day average of all COVID-19 tests performed that are positive

County risk level	Adjusted cases*	Positivity rate**
WIDESPREAD Many non-essential indoor business operations are closed	More than 7 Daily new cases (per 100k)	More than 8% Positive tests
SUBSTANTIAL Some non-essential indoor business operations are closed	4-7 Daily new cases (per 100k)	5 - 8% Positive tests
MODERATE Some indoor business operations are open with modifications	1 - 3.9 Daily new cases (per 100k)	2 - 4.9% Positive tests
MINIMAL Most indoor business operations are open with modifications	Less than 1 Daily new cases (per 100k)	Less than 2% Positive tests

Santa Clara County Public Health Revised Order Summary for Orange Tier

Unless the County orders are more strict, all businesses allowed by the State under the Orange Tier may open in Santa Clara County.

Gatherings

Gathering with people outside of your household is still highly discouraged. The new order, however, does allow outdoor gatherings (up to 200 people) and indoor gatherings (up to 25% capacity or 100 people, whichever is fewer).



Indoor Dining

Indoor dining is discouraged due to increased risks and recommend those in high-risk groups continue to refrain. The new order, however, allows indoor services of 25% capacity or 100 people (whichever is fewer).



Requirements for ALL Businesses

1. Telework whenever possible.
2. New Social Distancing Protocol must be compelled within 14 days of the Revised Health Order going into effect.
3. All positive test results must be reported to the County within four hours.



Latest County Public Health Orders

- Goes into effect on Oct. 14
- Capacity limitations are stricter at County level
- Businesses to submit revised Social Distancing Protocols
- Continue to wear masks, socially distance and stay home when possible



County and City COVID-19 Numbers

Santa Clara County COVID-19 Snapshot

Last updated on October 15, 2020 ***

COVID-19 Cases		COVID-19 Deaths ***		COVID-19 Hospitalizations	
Cumulative	New	Cumulative	New	Current	New
22859	69	363	4	85	15

City of Mountain View COVID-19 Numbers

Date	City	Cumulative Positives	population	rate (per 100k)	New cases (Δ previous day)	14-day Avg pos/Day
October 13	MOUNTAIN VIEW	621	80,993	767	6	3.07



California COVID-19 By the Numbers

October 14, 2020

Numbers as of October 13, 2020

COVID-19 Cases

855,072 (+2,666)

Fatalities

16,639 (+58)

Ages of Confirmed Cases

89,843
0-17

511,954
18-49

161,329
50-64

91,051
65+

895
Unknown/Missing

Gender of Confirmed Cases

431,587
Female

416,579
Male

6,906
Unknown/Missing

Hospitalizations

For County-Level Hospital Data:
bit.ly/hospitalsca

Confirmed COVID-19

2,239
Hospitalized

622
in ICU

Suspected COVID-19

887
Hospitalized

131
in ICU





COVID-19 Testing

- Over **7,857 tests provided** at City facilities since July 20
 - Increase of 932 since last report-out
- www.sccfreetest.org
- Ongoing, Drive-up at Shoreline Athletic Fields
 - Tue – Thu 8 a.m. – 12:30 p.m.
- Ongoing, appointments only at El Camino Hospital
 - Mon-Fri 7:30 a.m. – 7 p.m.
- Next testing opportunities at MV Center for Performing Arts from 9:30 a.m. – 4 p.m.
 - Tue, Oct 20
 - Tue, Nov 3





#TogetherMV

Get a Free Flu Shot at the Fairgrounds

Every Saturday 9 a.m. - 4 p.m.

Flu Shots Now
Available



sccphd.org/flu



Small Business Action Plan



- Shop Local Program
- Creation of a Small Business Action Team
 - Castro StrEATs extended
 - Outdoor Mountain View!
- eNewsletter
- Small Business Resiliency Program
- Small Business Call Center



Rent Relief Program Update

	9/30/2020	10/7/2020	Weekly Change
Inquiries	2346	2366	20
Contacted or Attempted Contact	2338	2352	14
Total Inquiries In Process	362	381	19
Did Not Qualify for City of Mountain View Program (referred to other CSA program or other agency if possible)	183	183	0
Non-Responsive (No applicant response from three CSA contacts)	1025	1025	0
Not Yet Contacted by Case Manager (recent inquiry)	8	13	5
Total Households Served First Month	953	955	2
Checks Cut	917	929	12
Approved Awaiting Check	36	26	-10
Total Households Served Second Month	589	598	9
Checks Cut	507	522	15
Approved Awaiting Check	82	76	-6
Total Checks Cut	1,424	1,451	27
Total Expended	\$2,948,583	\$3,058,674	\$110,090.37
Total Program Funds		\$3,934,702	
Remaining Funds Available		\$876,028	
Average Assistance	\$2,070.63	\$2,107.98	

Mountain View Safe Parking Program

as of October 2, 2020 update



65

Average WEEKLY number of VEHICLES service in Safe Parking



140

Average WEEKLY number of PEOPLE served Safe Parking Lots



10

5 new vehicles and 10 new people served at Alta Housing lot opening



Homeless/Unstably Housed Relief

- Shoreline 29 vehicles, 61 people
- Evelyn 29 vehicles, 67 people
- Terra Bella 5 vehicles, 10 people
- Lord's Grace 2 vehicle, 2 people
- **Total 65 vehicles, 140 people**



City Receives Project HomeKey Funding



Your Actions Save Lives

Homekey This Week



- Kashia Band of Pomo Indians: First tribal award
- Riverside County: Seniors, farmworker families, LGBTQ+ youth
- City of Oakland: 2 projects, 163 units
- City of Fresno Housing Authority: Motel conversion
- City of Mountain View: Doubling city shelter beds



Wear a mask. Slow the spread.

- Innovative partnership with LifeMoves
- City received \$10M in Project HomeKey funding from State
- Over 100 units in modular spaces with private rooms for seniors and families
- First participants expected to move in as early as November



**Don't Wait!
The census
ends TODAY!**

We're almost there, Mountain View!

75.6% of our households have been
counted so far

Complete your 2020 Census

My2020census.gov or call 844-330-2020




Voting has started in California

Check ways to vote, where to vote and closest ballot box locations at SCCVote.org

Ballot drop-off boxes are available now. Voting centers open on October 31 at 9 a.m.



VOTE in mountain view




get info on where and how to cast your ballot at SCCVote.org



ballot box drop off locations

- City Hall Plaza
500 Castro St
- Library
585 Franklin St
- MV Fire Station 4
229 N Whisman Rd
- Computer History Museum
1401 N Shoreline Blvd
- and any voting center locations during hours when they are open



voting center locations

Open Oct 31 - Nov 2:
9 am - 5 pm
Nov 3: 7 am - 8 pm

- MV Community Center
201 Rengtorff Ave
- St Timothy's
2094 Grant Road
- Santiago Villa
1075 Space Park Way
- Scientology Chapel
1066 Linda Vista Ave

