

# Item 6.1



**CITY COUNCIL MEETING | SEPTEMBER 28, 2021**

## **Guaranteed Basic Income Pilot**

**Presenters:** Kimberly S. Thomas, Assistant to the City Manager  
John Lang, Economic Vitality Manager  
Harsha Ramchandani, Management Fellow

# Presentation Outline

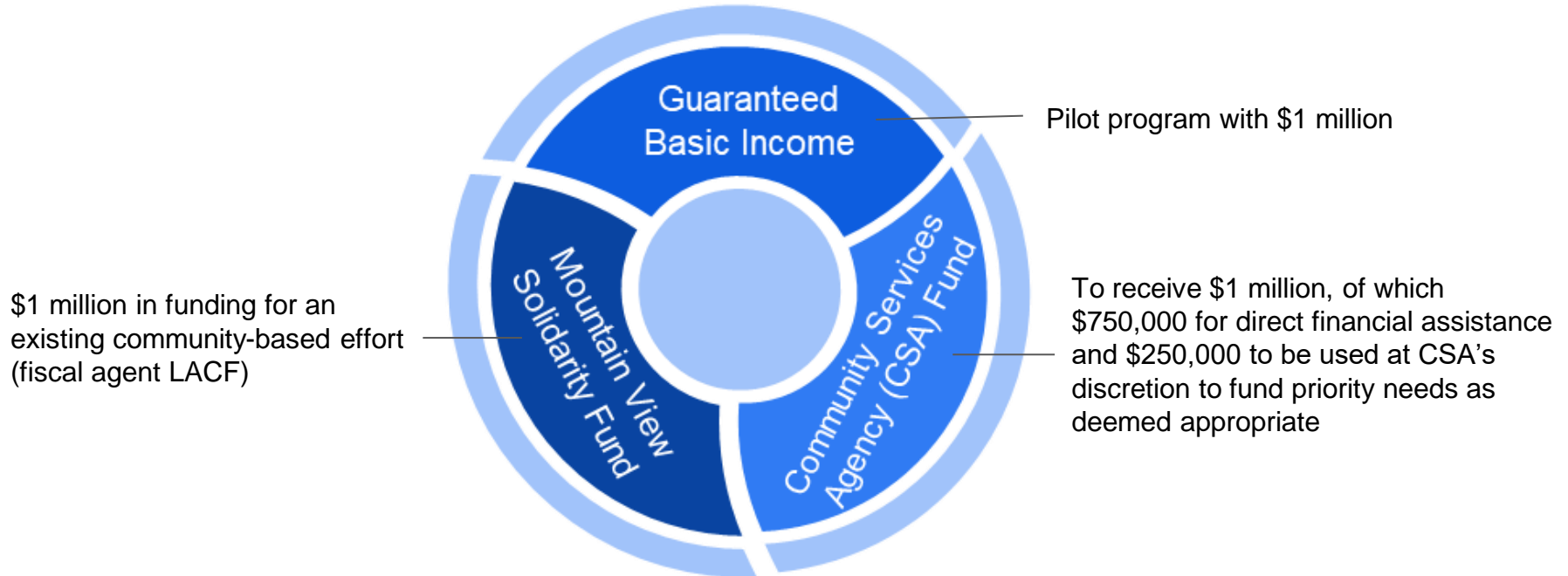


- Background
- Overview of Guaranteed Basic Income (GBI) Program
- Anticipated Project Outcomes
- Mountain View Needs Assessment
- How GBI works
- Necessary Implementation Actors and Roles
- Program Design Recommendations
- Council Direction

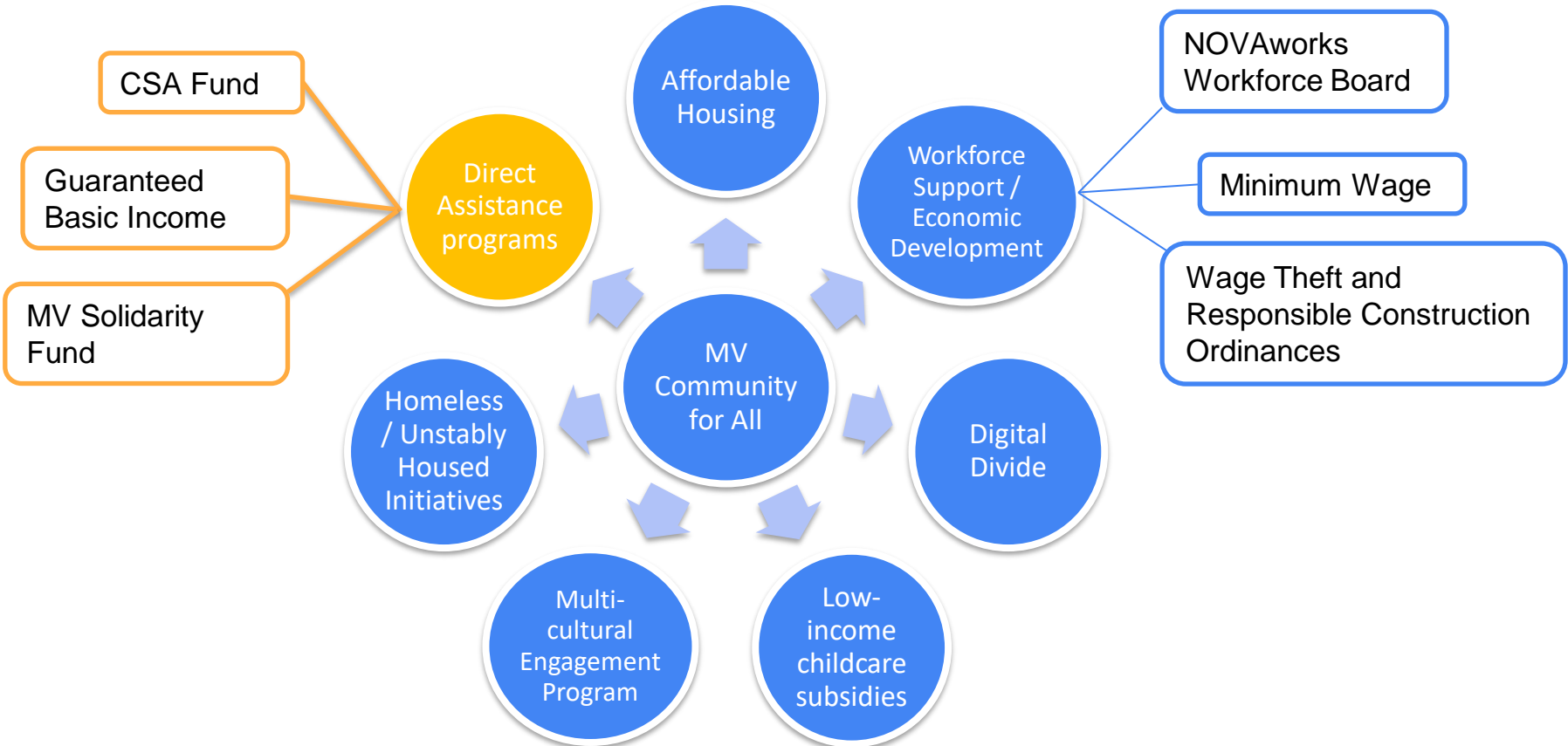
# Three Pillars of Direct Cash Assistance



- Part of a \$3 million commitment to three associated, but distinct programs that align broadly with City Council's Strategic Roadmap



# Guaranteed Income – Part of MV Community for ALL



# Overview of Guaranteed Basic Income



Typically, flat monthly payments are provided to a qualified population

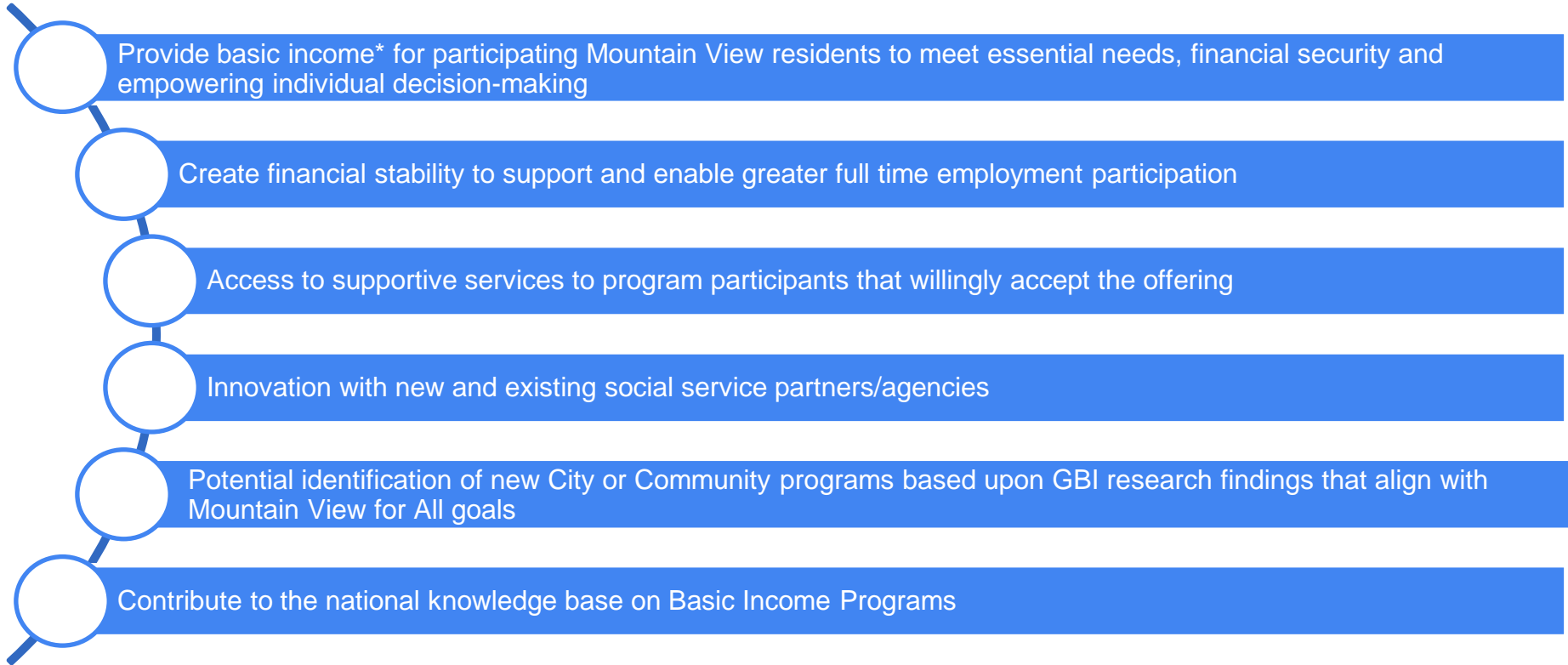
MV GBI Pilot program goals: Contribute towards poverty alleviation, community building, economic stimulus, social mobility and equity

Direct payment most effective because it is fast, flexible, and fills the gaps that other assistance programs are missing

City program will be a demonstration pilot, able to provide useful qualitative findings

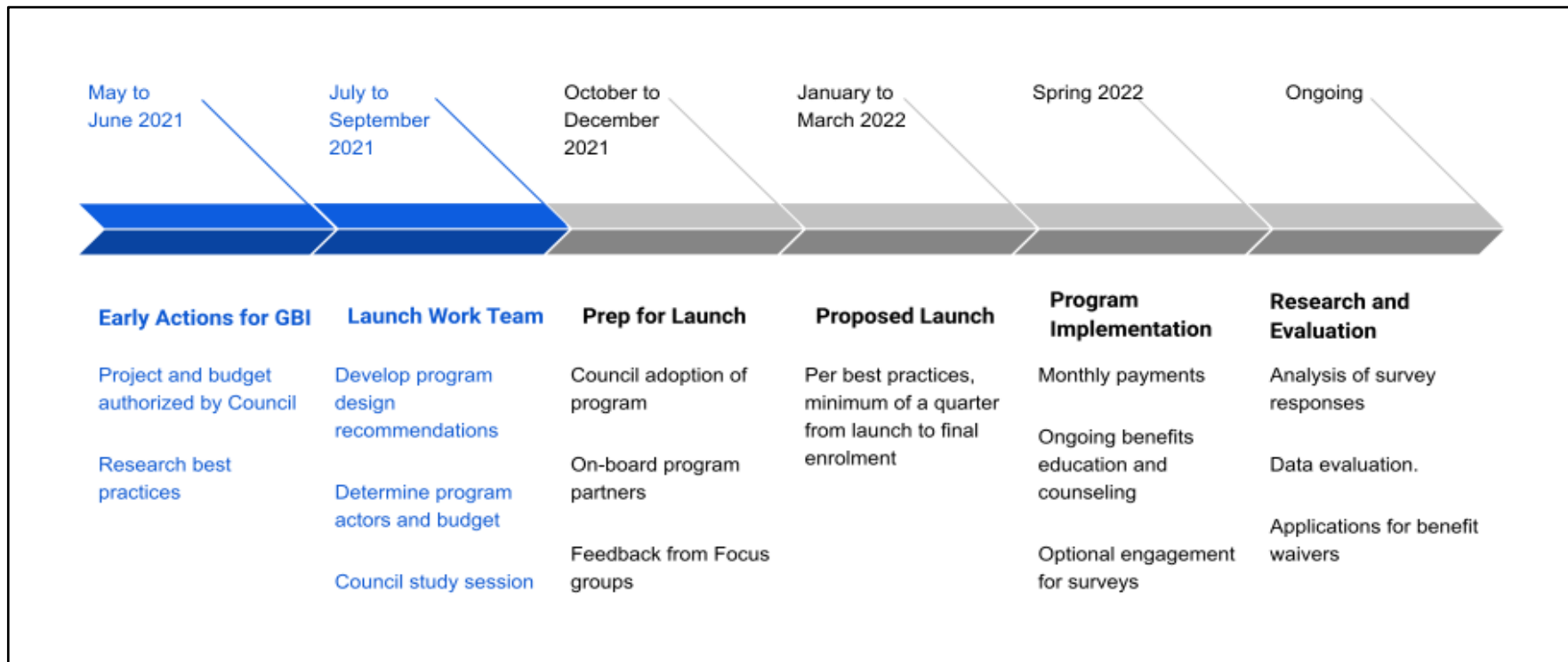
Limited resources and an end date to the current funding source

# Anticipated Project Outcomes



\* Research by the Jain Family Institute found there is little evidence that cash transfers decrease the motivation to work, and they do not lead to spending on nonessential items

# Project Timeline



Note: Application for benefit waivers can take up to ~12 months

# Mountain View Needs Assessment

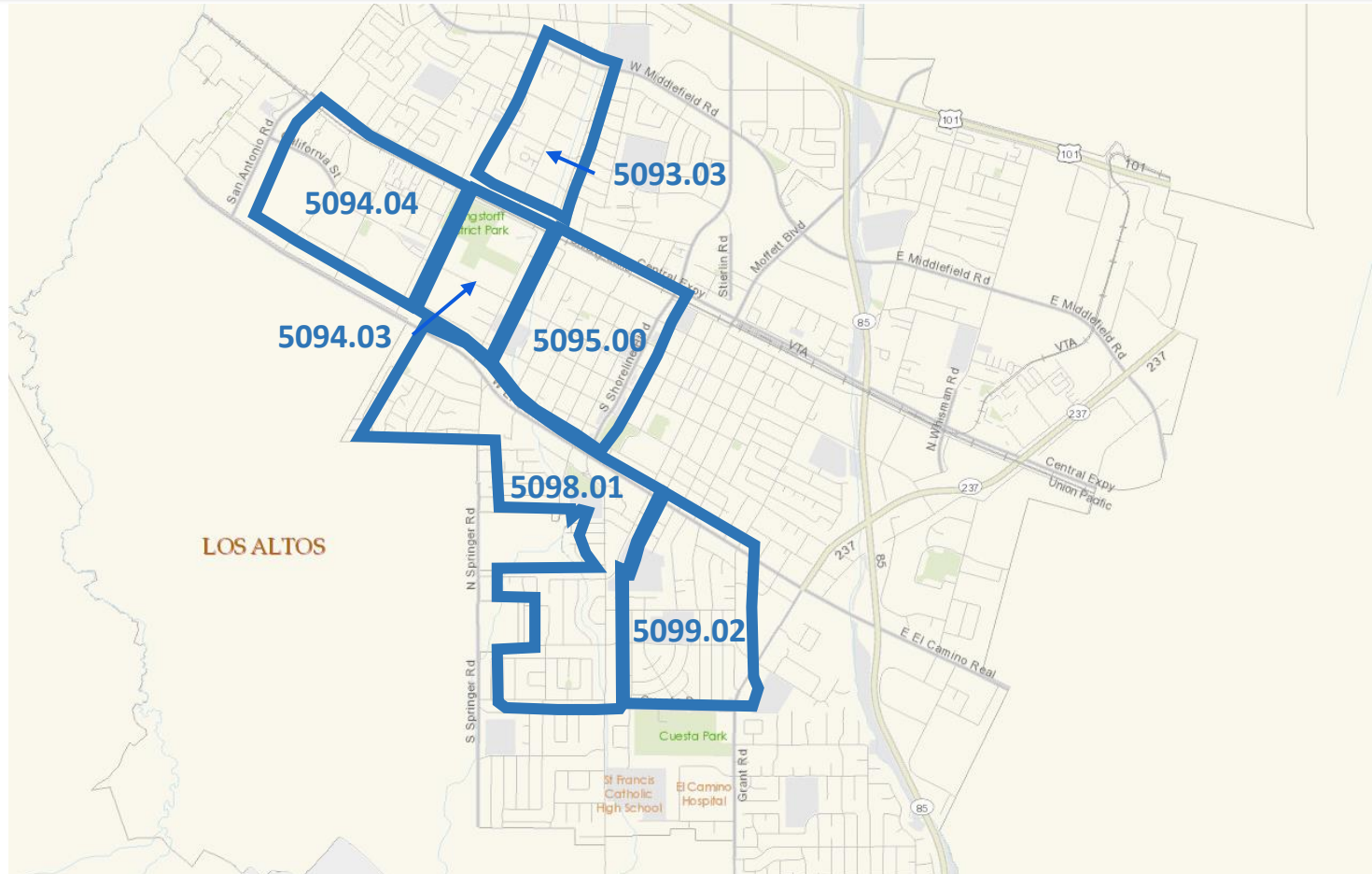


Income Level	Income Limits by Household Size			
	1	2	3	4
Low-Income (LI): <80% of Area Medium Income	\$82,450	\$94,200	\$106,000	\$117,750
Very Low-Income (VLI): <50% of the Area Median Income	\$58,000	\$66,300	\$74,600	\$82,850
Extremely Low-Income (ELI): <30% of Area Median Income	\$34,800	\$39,800	\$44,750	\$49,700

- Extremely Low-Income (ELI) <30% of Area Median Income: Approximately 6,480 households
- Of the 6,480 ELI households, nearly 1,000 households in Mountain View have children at home under the age of 18



# COVID Case Rates by Census Tracts and ELI Households



# COVID Case Rates by Census Tracts, ELI Households and Population Share

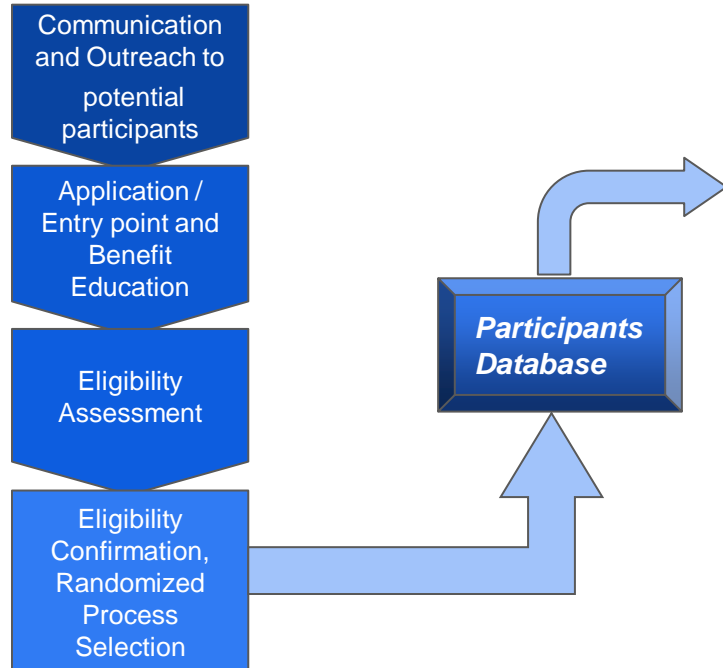


Census Tract	Percent of Households ELI	COVID Cases Rate Per 100,000	Population Latino	Population Anglo	Population Asian
5093.03	29.1%	3,340	13%	42%	38%
5094.03	30.9%	7,302	41%	28%	26%
5094.04	22.1%	4,391	20%	31%	43%
5095.00	19.4%	7,017	30%	35%	27%
5098.01	21.3%	3,201	12%	49%	30%
5099.02	26.5%	2,716	12%	46%	34%

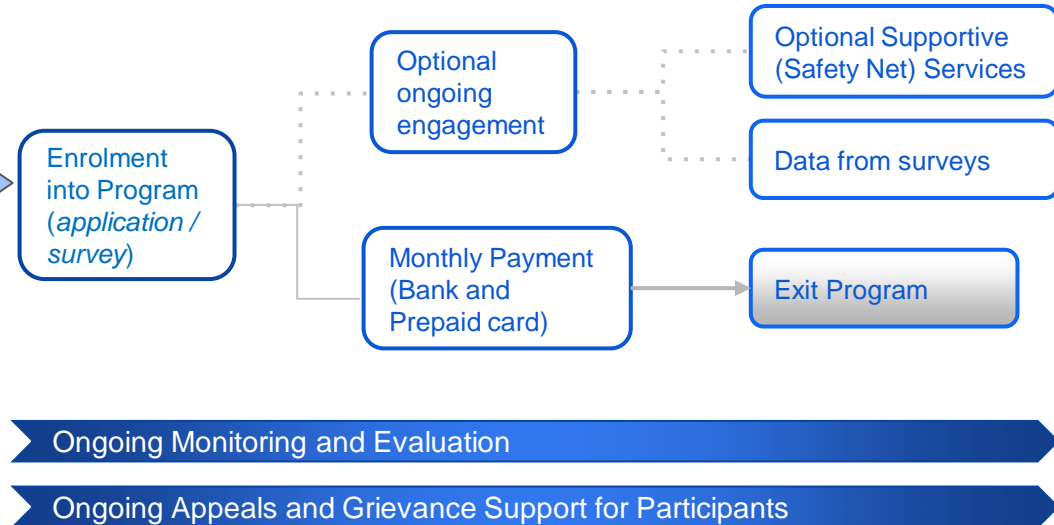
# How GBI Works\*



## Process for Outreach, Application and Eligibility Determination

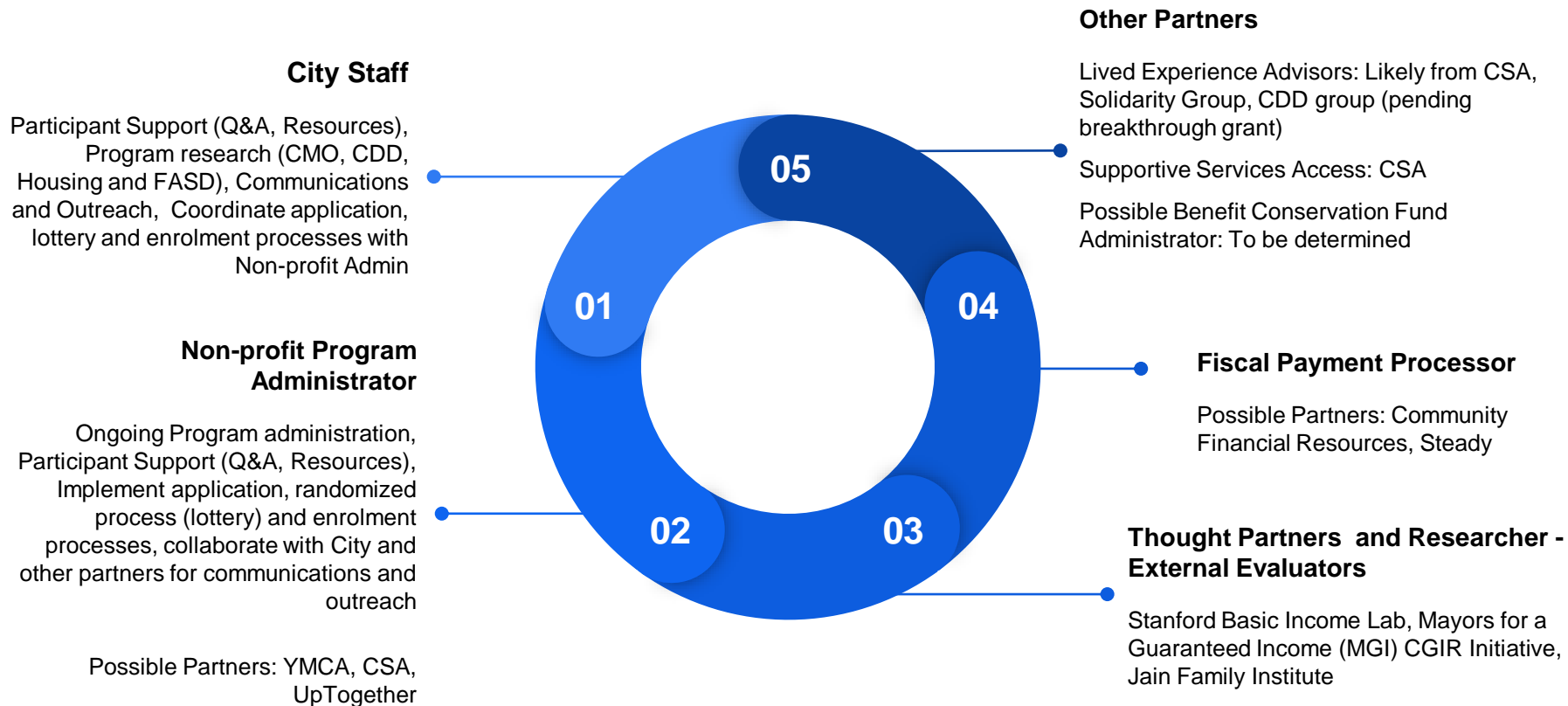


## Process for Implementation



Ongoing Benefits Education and Safety Net Access (Optional) for Participants

# Multiple Implementation Actors and Roles



# Program Design Recommendations



	Mechanics	Recommended Program
<b>Program Design</b>	Centred on providing broad access assistance to families with children	Staff recommends 3 eligibility criteria: <ul style="list-style-type: none"> <li>• Resident of Mountain View regardless of status; unhoused eligible</li> <li>• Income at or below 30% AMI</li> <li>• Parental/Custodial caregiver for at least one child under the age of 18 at the time of the application</li> </ul>
<b>Disbursement Amount</b>	\$500 vs. \$1,000 per month	Staff recommending \$500 distributed to 166 people
<b>Program Length</b>	12 months followed by a 12-month extension	For consideration: extending program by an additional year with Council direction for additional program funds (and longer if donations)
<b>Disbursement Options</b>	Debit card or bank account (assistance for the un-banked will be provided)	Staff recommending payment disbursement on the 15 <sup>th</sup> of the month (subject to lived-experience advisors)
<b>Supportive Safety-Net Services</b>	Ongoing optional service during Program for participants and includes benefits counseling, linkages to applicable social safety-net programs, and financial coaching	Services offered by non-profit program administrator and fiscal payment processor as part of program

# Program Design Recommendations cont.



	<b>Mechanics</b>	<b>Recommended Program (One-time Cost Estimate ~\$500,000)</b>
<b>Benefit Conservation Fund</b>	Flexibly scaled based on assessment of impacts to participants' benefits and potential waivers obtained	Estimated range can be low-to-high \$50,000 to \$200,000. Staff estimates here at the lower-range for the Benefits Conservation Fund
<b>Incentives for participation</b>	Incentives provided to participants to encourage ongoing survey engagement  Stipends to lived experience advisors for providing feedback on program design	Staff recommends incentives for survey participation and stipends to lived experience advisors
<b>Research Design</b>	Optional core survey followed by surveys during and after the program, survey data analysis, research and evaluation for contributing qualitative data to the important policy debate and pursuing benefit waivers	One-time cost for program



1. Does Council agree with the staff recommendations for goals, design, and anticipated outcomes for the GBI Pilot Program?
2. Does Council agree with the staff recommendation to fund the Benefits Conservation Fund and the research design and evaluation component, or does Council have alternative direction?