

Memorandum

Date: January 26, 2024
To: Ben Pacho, City of Mountain View
From: Hyunkyung Yoon, Daniel Rubins, and Julie Morgan, Fehr & Peers
Subject: **Fall 2023 North Bayshore District Transportation Monitoring Summary**

SJ23-2233

This memorandum reports the results of the Fall 2023 North Bayshore (NBS) District Transportation Monitoring. Since February of 2014, the City of Mountain View has collected data on vehicle and person trips entering the North Bayshore District to evaluate gateway volume performance and mode share. Most employers in the district adopted hybrid work schedule after Santa Clara County Public Health Department lifted the shelter-in-place order to slow the spread of COVID-19.

Key Findings

Below is a summary of the key findings of this monitoring.

- **Fall 2023 Observation Conditions:** The Fall 2023 observations reflect conditions that are different from typical pre-2020 conditions, in that employees are still working under hybrid schedules, and many are not coming to North Bayshore every weekday. During this transitional period, the observed travel behavior includes a high proportion of employees not coming to the workplace regularly, and a higher-than-typical drive-alone percentage for those employees who are coming to the workplace.
- **Gateway Trip Cap Monitoring:** Each of the three gateways are below their peak period vehicle trip cap during both the morning and evening periods. Shoreline Boulevard and Rengstorff Avenue gateways combined have a remaining capacity of 30% during the morning peak period and 32% during the evening peak period (i.e., in compliance with the gateway trip cap policy).



- **Morning Peak Period and Peak Hour:** The morning vehicle 3-hour peak period is from 7:45 to 10:45 AM, with the peak hour occurring from 8:45 to 9:45 AM.
- **Evening Peak Period and Peak Hour:** The evening vehicle 3-hour peak period is from 3:30 to 6:30 PM, with the peak hour occurring from 5:00 to 6:00 PM.
- **Morning Combined Gateway Mode Share:** In the morning peak hour, people enter North Bayshore using the following modes: 64% in single-occupant vehicles (SOVs), 12% in shared-ride vehicles, 20% on transit, 3% biking, and 1% walking. The morning inbound peak hour SOV mode share has varied since monitoring began, from as low as 49% in the Fall of 2017 to as high as 70% in Fall of 2021.
- **Evening Combined Gateway Mode Share:** In the evening peak hour, people exit North Bayshore using the following modes: 66% in single-occupant vehicles, 19% in shared-ride vehicles, 11% on transit, 3% biking, and 1% walking.
- **Most Used Gateways in the Morning:** Rengstorff Avenue and Shoreline Boulevard are the most heavily used gateways into the North Bayshore District; between them, they accommodate around 85% of the vehicles that enter the district in the morning.
- **Least Used Gateway in the Morning:** The San Antonio Road Gateway is the most lightly used in the morning.
- **Most Used Gateway in the Evening:** Rengstorff Avenue and Shoreline Boulevard carry the most traffic during the evening peak hour and 3-hour peak period; around 90% of the vehicles use Rengstorff Avenue and Shoreline Boulevard to exit the North Bayshore area in the afternoon.
- **Most Used Gateways by Transit Vehicles:** The Rengstorff Avenue and San Antonio Road Gateways serve around 70% of all transit riders in the AM peak period and around 80% in the PM peak period.

Definition of Gateway Vehicle Capacity

The physical vehicle capacity of the three main gateways (San Antonio Road, Rengstorff Avenue, and Shoreline Boulevard) represents the number of vehicles that can be served during the peak morning and evening periods while maintaining reasonable freedom of vehicular movement (i.e., avoiding gridlock conditions). To establish the 2014 NBPP vehicle trip targets, a traffic operations analysis was conducted (*North Bayshore Precise Plan EIR – Establishing Vehicle Gateway Capacity and Sensitivity Tests on Accommodating New Growth*, Fehr & Peers, July 2014), which assumed the completion of the land uses envisioned in the 2014 NBPP. Because the 2017 NBPP envisioned a different set of land uses, with the inclusion of nearly 10,000 residential dwelling units, an updated gateway capacity analysis was conducted (*North Bayshore Precise Plan EIR – Vehicle Gateway Capacity with Residential*, Fehr & Peers, December 2016).



The *North Bayshore Circulation Study* (approved by the City Council in December 2021) has developed modifications to the North Bayshore District Trip Cap Policy, which is similar but slightly greater than the gateway capacity of the North Bayshore Gateways. The counts are compared with the adopted vehicle trip target in the Circulation Study for peak period peak direction volumes at Rengstorff Avenue and Shoreline Boulevard combined.

Gateway Trip Targets

The NBPP Trip Cap Policy is expressed as an absolute number of vehicles and was updated following Council's approval of the 2021 Circulation Study's recommendation to modify the North Bayshore gateway trip capacity targets. The NBS vehicle trip targets (also sometimes referred to as trip caps) have been historically set based on three key factors: time period, direction, and location.

- Time period: The most common time periods for traffic analysis are a single peak hour or a three-hour peak period. In general, a trip target set for a single peak hour will be more restrictive than one set for a peak period. In the North Bayshore area, congested conditions typically last for multiple hours in both the morning and the evening.
- Direction: Targets can be set for a single direction of travel, or for both directions combined. A peak direction (e.g., inbound in the morning) vehicle trip target is simple to understand; however, that trip target would need periodic adjustment as different types of land uses (namely, residential) are added to NBS, because the physical capacity of one direction of travel may change depending on how much travel occurs in the other direction.
- Location: Trip targets can be set for each gateway individually, or for combinations of two or three gateways. A target set for each gateway individually would be more restrictive than one set for a combination of locations. A combined gateway trip target would imply that the NBS gateways operate as a system, such that as one gateway reaches capacity traffic will shift to other gateways.

Initially, the 2014 NBPP vehicle trip target policy focused only on the inbound direction of travel during the morning 3-hour peak period, for each gateway individually (e.g., San Antonio, Rengstorff, and Shoreline). The 2017 NBPP modified that policy and established vehicle trip targets for each gateway individually, based on two-way volumes (i.e., both directions of travel combined), for the morning peak hour and the evening peak hour. Per the recommendations of the 2021 *North Bayshore Circulation Feasibility Study* (2021 Circulation Study), City staff is now working to amend the 2017 NBPP to modify the trip targets as gateway transportation improvements are constructed. The 2021 Circulation Study also recommended changing the vehicle trip target to a directional inbound morning 3-hour peak period and outbound evening 3-



hour peak period for Shoreline Boulevard and Rengstorff Avenue combined. These targets reflect the existing transportation network. The 2021 Circulation Study does not propose any changes to the San Antonio gateway trip target and recommends measuring the San Antonio gateway separately.

The numeric policy target for Shoreline Boulevard and Rengstorff Avenue combined (from 2021 Circulation Study) and the trip cap target for San Antonio Road (from 2014 NBPP) are presented in **Table 1**.

Table 1: North Bayshore District Trip Cap Targets¹

Gateway	Inbound Morning Peak Period	Outbound Evening Peak Period
San Antonio Road	4,590	4,020
Shoreline Boulevard & Rengstorff Avenue	16,350	15,330

Note:

1. San Antonio gateway trip cap based on 2014 NBPP using the peak hour to peak period ratio of 3. Rengstorff Avenue and Shoreline Boulevard gateway combined trip cap is based on 2021 Circulation Study.

Observed Gateway Vehicle Volumes

As part of the Fall 2023 traffic monitoring, daily traffic counts at ten roadway locations throughout North Bayshore (including the gateways) were collected from Monday to Friday between September 10th and September 23rd, 2023 (refer to **Attachment A** for the counts and count location). Due to street sweeping, data collection was disrupted at the following locations and dates. Additional days of counts were collected from September 25th to October 3rd to compensate for the disrupted data.

- Southbound San Antonio Road between Bayshore Parkway and Casey Avenue - Wednesday, September 20th to Saturday, September 23rd
- Eastbound Bayshore Parkway Between San Antonio Road and Garcia Avenue - Monday, September 18th to Saturday, September 23rd
- Northbound and Southbound Shoreline Boulevard between La Avenida and Pear Avenue - Tuesday, September 19th to Thursday, September 21st

Some of the data collection dates overlapped with concert dates at Shoreline Amphitheatre, located within the district. For the following dates, higher than average inbound traffic volumes were observed during the evening peak period, but the outbound evening peak period volumes remained similar to those of normal days:

- Tuesday, September 12th



- Thursday, September 28th
- Friday, September 29th

The morning and evening peak hour and 3-hour peak period vehicle volumes of the North Bayshore gateways are presented below in **Table 2**. The reported gateway volumes are the average of the six mid-weekday (Tuesday to Thursday) counts. **Attachment B** shows the gateway hourly vehicle totals average by direction.

Table 2: Gateway Volumes – Fall 2023^{1,2}

Gateway	Morning			Evening		
	Inbound	Outbound	Total	Inbound	Outbound	Total
Peak Hour						
San Antonio Road	640	140	780	260	520	780
Rengstorff Avenue	2,440	290	2,730	370	1,640	2,010
Shoreline Boulevard	2,150	620	2,770	880	2,180	3,060
Total	5,230	1,050	6,280	1,510	4,340	5,850
3-Hour Peak Period						
San Antonio Road	1,570	410	1,980	710	1,250	1,960
Rengstorff Avenue	5,490	820	6,310	1,050	4,380	5,430
Shoreline Boulevard	5,970	1,830	7,800	2,500	6,040	8,540
Total	13,030	3,060	16,090	4,260	11,670	15,930

Notes:

1. Vehicle volumes rounded to nearest 10.
2. Vehicle volumes represent September/October 2023 conditions.

Source: Fehr & Peers, 2024.

The volume reported in the monitoring is an average of a multiday observation in **Table 2**. We report the average because there is some natural day-to-day variation in traffic volumes. The detailed summary of the minimum and maximum volumes by direction for each gateway is presented in **Attachment C**, which also include the range of the variation, expressed as a percentage of the minimum and maximum volumes from the average traffic during morning and evening peak hour and 3-hour peak period vehicle volumes.

At all gateways during the morning peak hour the two-way day-to-day variations are +/- 5 percent, and the combined gateways day-to-day variation during the morning peak hour is also +/- 5 percent. In the evening peak hour, the two-way day-to-day variation is +/-15 percent at the San Antonio gateway, while the two-way day-to-day variation is +/-5 percent at the Rengstorff



and Shoreline gateways. The combined gateways day-to-day variation is +/- 5 percent during the evening peak hour.

In the morning peak period, the combined gateways day-to-day variation is +/- 5 percent, while during the evening peak period it is +/- 5 percent. To put these observations in context, a general rule-of-thumb is that the observed traffic volume on a given street segment can vary by +/- 10 percent from one day to the next. The fact that the observed variations are similar to this rule-of-thumb is an indication that the vehicle volumes are not close to the gateway capacity and day-to-day variation is reflective of travel preferences of drivers.

Gateway Trip Target Evaluation

This section compares the Fall 2023 volumes to the 2021 Circulation Study directional trip targets, and **Table 3** presents the results for the morning and evening peak period, which is the focus of the Circulation Study.

Table 3: North Bayshore Gateway Trip Cap Policy Evaluation: Circulation Study Targets

Gateway	Inbound Morning Peak Period				Outbound Evening Peak Period			
	Volume ¹	Trip Cap ^{1,2}	Remaining Trip cap	Percent of Trip Cap Remaining	Volume ¹	Trip Cap ^{1,2}	Remaining Trip Cap	Percent of Trip Cap Remaining
Individual Gateways								
San Antonio Road	1,570	4,590	3,020	66%	1,250	4,020	2,770	69%
Rengstorff Avenue	5,490	8,880	3,390	38%	4,380	7,140	2,760	39%
Shoreline Boulevard	5,970	7,470	1,500	20%	6,040	8,190	2,150	26%
Combined Gateway³								
Total	13,030	20,940	7,910	38%	11,670	19,350	7,680	40%
Gateway Trip Cap Comparison								
Shoreline Boulevard & Rengstorff Avenue	11,460	16,350	4,890	30%	10,420	15,330	4,910	32%

Notes:

1. Vehicle volumes rounded to nearest 10.
2. San Antonio gateway trip cap based on 2014 NBPP using the peak hour to peak period ratio of 3, and Rengstorff Avenue and Shoreline Boulevard gateway trip caps based on 2021 Circulation Study.
3. The combined gateways are the sum of the San Antonio Road, Rengstorff Avenue, and Shoreline Boulevard gateways.

Source: Fehr & Peers, 2024.



From **Table 3**, the comparison shows that, both for the individual gateways and for the combined gateways, the volume is less than the trip target during all peak periods. For the recommended North Bayshore Trip Cap Policy at Shoreline Boulevard and Rengstorff Avenue combined, the vehicle volume is less than the trip target during both peak periods and in compliance with the North Bayshore Trip Cap Policy.

Historic Gateway Volume Trend

The trip cap monitoring volumes at the gateways has been reported as the mid-week workday averages (Tuesday to Thursday), because both Mondays and Fridays tend to experience different commute patterns than the mid-week workdays. To show the degree of variation, the Tuesday-to-Thursday average has been compared to Monday-to-Thursday and Monday-to-Friday averages over the past five years. The historic volume summary covers:

- **Table 4** is the morning peak hour inbound vehicle volumes
- **Table 5** is the evening peak hour outbound vehicle volumes
- **Table 6** is the morning peak period inbound vehicle volumes
- **Table 7** is the evening peak period outbound vehicle volumes
- **Table 8** is the daily two-way vehicle volumes

Attachment D includes figures showing the historic trend of the vehicle volumes for each average method.

For all the time periods reported, Tuesday-to-Thursday averages are the highest for each gateway and for the combined gateway total across all years. Monday-to-Friday averages are generally the lowest.

The difference among the three averaging methods was relatively minor in the years before COVID-19 (from Fall 2017 to Spring 2020) as overall vehicle demand was consistently high on all weekdays and vehicle demand was similar to the gateway capacity during some time periods. The percentage differences for peak hour, peak period and daily between the averaging methods are within 5% before COVID-19. The two monitoring periods (Fall 2021 and Spring 2022) have slightly higher variability but most percentages differences are within 5%.

However, since Fall 2022, there has been a noticeably greater variability between the three averaging methods, reflecting a pattern where there are much lower vehicle volumes on Mondays and Fridays than on the three mid-week days. This is likely a reflection of a new “hybrid” work pattern in which employees are more likely to work from home on Mondays and/or Fridays than on the mid-week days.

Table 4: Morning Peak Hour Inbound Vehicle Volumes Over Time¹

Gateway	Fall 2017	Spring 2018	Fall 2018	Spring 2019	Fall 2019	Spring 2020	Fall 2020 ²	Spring 2021 ²	Fall 2021	Spring 2022	Fall 2022	Spring 2023	Fall 2023
Peak Hour	8:45 AM to 9:45 AM	8:45 AM to 9:45 AM	9:00 AM to 10:00 AM	9:00 AM to 10:00 AM	9:00 AM to 10:00 AM	9:00 AM to 10:00 AM	-	-	8:45 AM to 9:45 AM	8:30 AM to 9:30 AM	9:15 AM to 10:15 AM	8:45 AM to 9:45 AM	8:45 AM to 9:45 AM
Tuesday through Thursday													
San Antonio Road	1,130	1,140	1,270	1,280	1,350	1,350	-	-	260	1,060	450	540	640
Rengstorff Avenue	2,420	2,310	2,320	2,400	2,290	2,480	-	-	550	590	1,580	1,740	2,440
Shoreline Boulevard	2,240	2,480	2,320	2,270	2,330	2,480	-	-	1,110	1,050	1,860	2,110	2,150
Total [A]	5,790	5,930	5,910	5,950	5,970	6,310	-	-	1,920	2,700	3,890	4,390	5,230
Monday through Thursday													
San Antonio Road	1,130	1,080	1,270	1,260	1,290	1,350	-	-	240	1,130	410	480	550
Rengstorff Avenue	2,380	2,300	2,320	2,400	2,270	2,470	-	-	530	480	1,340	1,520	2,150
Shoreline Boulevard	2,240	2,470	2,330	2,280	2,300	2,460	-	-	1,070	1,030	1,690	1,990	2,080
Total [B]	5,750	5,850	5,920	5,940	5,860	6,280	-	-	1,840	2,640	3,440	3,990	4,780
Monday through Friday													
San Antonio Road	1,080	1,000	1,170	1,190	1,220	1,270	-	-	240	1,110	370	440	490
Rengstorff Avenue	2,380	2,280	2,300	2,370	2,250	2,430	-	-	520	460	1,260	1,370	1,910
Shoreline Boulevard	2,230	2,450	2,330	2,280	2,280	2,440	-	-	1,050	1,010	1,590	1,850	1,970
Total [C]	5,690	5,730	5,800	5,840	5,750	6,140	-	-	1,810	2,580	3,220	3,660	4,370
Comparisons to Tuesday through Thursday Average Counts													
Total [D = A-B]	40	80	-10	10	110	30	-	-	70	60	450	400	450
Percent [E= D/A*100]	(1%)	(1%)	(<1%)	(<1%)	(2%)	(<1%)	-	-	(4%)	(2%)	(12%)	(9%)	(9%)
Total [F = A-C]	100	200	110	110	220	170	-	-	100	120	670	730	860
Percent [G= F/A*100]	(2%)	(3%)	(2%)	(2%)	(4%)	(3%)	-	-	(6%)	(4%)	(17%)	(17%)	(16%)

Notes:

1. Vehicle volumes rounded to nearest 10.

2. No monitoring was conducted in the Fall 2020 and Spring 2021 due to minimal travel during COVID-19 shelter-in-place order.

Source: Fehr & Peers, 2024.

Table 5: Evening Peak Hour Outbound Vehicle Volumes Over Time¹

Gateway	Fall 2017	Spring 2018	Fall 2018	Spring 2019	Fall 2019	Spring 2020	Fall 2020 ²	Spring 2021 ²	Fall 2021	Spring 2022	Fall 2022	Spring 2023	Fall 2023
Peak Hour	5:00 PM to 6:00 PM	5:00 PM to 6:00 PM	4:45 PM to 5:45 PM	4:45 PM to 5:45 PM	5:00 PM to 6:00 PM	5:00 PM to 6:00 PM	-	-	5:00 PM to 6:00 PM	5:00 PM to 6:00 PM	5:00 PM to 6:00 PM	4:45 PM to 5:45 PM	5:00 PM to 6:00 PM
Tuesday through Thursday													
San Antonio Road	860	840	880	800	830	850	-	-	200	250	460	300	520
Rengstorff Avenue	1,630	1,740	1,780	1,860	1,940	2,020	-	-	600	640	1,210	1,320	1,640
Shoreline Boulevard	2,370	2,310	2,280	2,340	2,360	2,410	-	-	1,130	1,160	1,960	2,160	2,180
Total [A]	4,860	4,890	4,940	5,000	5,130	5,280	-	-	1,930	2,050	3,630	3,780	4,340
Monday through Thursday													
San Antonio Road	850	820	870	800	620	840	-	-	200	240	440	460	470
Rengstorff Avenue	1,620	1,720	1,760	1,830	1,920	2,020	-	-	590	600	1,060	1,200	1,470
Shoreline Boulevard	2,350	2,290	2,280	2,360	2,350	2,420	-	-	1,080	1,120	1,820	2,000	2,020
Total [B]	4,820	4,830	4,910	4,990	4,890	5,280	-	-	1,870	1,960	3,320	3,660	3,960
Monday through Friday													
San Antonio Road	810	760	790	770	830	790	-	-	200	240	440	440	430
Rengstorff Avenue	1,610	1,710	1,750	1,810	1,890	1,980	-	-	560	590	720	780	1,330
Shoreline Boulevard	2,310	2,260	2,270	2,360	2,310	2,410	-	-	1,060	1,080	1,630	1,630	1,940
Total [C]	4,730	4,730	4,810	4,940	5,030	5,180	-	-	1,820	1,910	2,790	2,850	3,700
Comparisons to Tuesday through Thursday Average Counts													
Total [D = A-B]	40	60	30	10	240	0	-	-	60	90	310	120	380
Percent [E= D/A*100]	(1%)	(1%)	(1%)	(<1%)	(5%)	(0%)	-	-	(3%)	(4%)	(9%)	(3%)	(9%)
Total [F = A-C]	130	160	130	60	100	100	-	-	110	140	840	930	640
Percent [G= F/A*100]	(3%)	(3%)	(3%)	(1%)	(2%)	(2%)	-	-	(6%)	(7%)	(23%)	(25%)	(15%)

Note:

1. Vehicle volumes rounded to nearest 10.
2. No monitoring was conducted in the Fall 2020 and Spring 2021 due to minimal travel during COVID-19 shelter-in-place order.

Source: Fehr & Peers, 2024.

Table 6: Morning Peak Period Inbound Vehicle Volumes Over Time¹

Gateway	Fall 2017	Spring 2018	Fall 2018	Spring 2019	Fall 2019	Spring 2020	Fall 2020 ²	Spring 2021 ²	Fall 2021	Spring 2022	Fall 2022	Spring 2023	Fall 2023
Peak Period	8:00 AM to 11:00 AM	8:00 AM to 11:00 AM	8:00 AM to 11:00 AM	8:00 AM to 11:00 AM	8:00 AM to 11:00 AM	8:00 AM to 11:00 AM	-	-	7:45 AM to 10:45 AM	8:00 AM to 11:00 AM	8:15 AM to 11:15 AM	7:45 AM to 10:45 AM	7:45 AM to 10:45 AM
Tuesday through Thursday													
San Antonio Road	2,530	2,580	2,840	2,930	3,140	3,120	-	-	700	3,060	1,210	1,330	1,570
Rengstorff Avenue	5,670	5,440	5,680	5,970	5,800	6,130	-	-	1,310	1,340	3,740	4,030	5,490
Shoreline Boulevard	6,300	6,750	6,530	6,440	6,590	7,220	-	-	2,920	2,950	5,040	5,480	5,970
Total [A]	14,500	14,770	15,050	15,340	15,530	16,470	-	-	4,930	7,350	9,990	10,840	13,030
Monday through Thursday													
San Antonio Road	2,520	2,430	2,820	2,900	2,970	3,100	-	-	660	2,990	1,100	1,220	1,390
Rengstorff Avenue	5,600	5,410	5,650	5,930	5,750	6,110	-	-	1,270	1,300	3,200	3,580	4,820
Shoreline Boulevard	6,290	6,670	6,520	6,410	6,540	7,160	-	-	2,800	2,720	4,650	5,080	5,600
Total [B]	14,410	14,510	14,990	15,240	15,260	16,370	-	-	4,730	7,010	8,950	9,880	11,810
Monday through Friday													
San Antonio Road	2,440	2,350	2,600	2,770	2,850	2,930	-	-	660	2,980	1,020	1,110	1,240
Rengstorff Avenue	5,550	5,320	5,600	5,840	5,650	5,980	-	-	1,250	1,270	3,040	3,250	4,300
Shoreline Boulevard	6,210	6,640	6,490	6,380	6,470	7,070	-	-	2,780	2,720	4,400	4,710	5,270
Total [C]	14,200	14,310	14,690	14,990	14,970	15,980	-	-	4,690	6,970	8,460	9,070	10,810
Comparisons to Tuesday through Thursday Average Counts													
Total [D = A-B]	90	260	60	100	270	100	-	-	200	340	1,040	960	1,220
Percent [E= D/A*100]	(1%)	(2%)	(<1%)	(1%)	(2%)	(1%)	-	-	(4%)	(5%)	(10%)	(6%)	(9%)
Total [F = A-C]	300	460	360	350	560	490	-	-	240	380	1,530	1,770	2,220
Percent [G= F/A*100]	(2%)	(3%)	(2%)	(2%)	(4%)	(3%)	-	-	(5%)	(5%)	(15%)	(16%)	(17%)

Note:

1. Vehicle volumes rounded to nearest 10.
2. No monitoring was conducted in the Fall 2020 and Spring 2021 due to minimal travel during COVID-19 shelter-in-place order.

Source: Fehr & Peers, 2024.

Table 7: Evening Peak Period Outbound Vehicle Volumes Over Time¹

Gateway	Fall 2017	Spring 2018	Fall 2018	Spring 2019	Fall 2019	Spring 2020	Fall 2020 ²	Spring 2021 ²	Fall 2021	Spring 2022	Fall 2022	Spring 2023	Fall 2023
Peak Period	4:00 PM to 7:00 PM	4:15 PM to 7:15 PM	4:00 PM to 7:00 PM	4:00 PM to 7:00 PM	4:00 PM to 7:00 PM	4:00 PM to 7:00 PM	-	-	3:00 PM to 6:00 PM	4:00 PM to 7:00 PM	4:00 PM to 7:00 PM	3:30 PM to 6:30 PM	3:30 PM to 6:30 PM
Tuesday through Thursday													
San Antonio Road	2,070	1,890	2,210	1,940	1,990	2,090	-	-	560	590	1,060	710	1,250
Rengstorff Avenue	4,370	4,640	4,810	4,810	5,060	5,150	-	-	1,520	1,540	3,550	3,420	4,380
Shoreline Boulevard	6,380	6,270	6,370	6,300	6,500	6,750	-	-	3,080	3,110	5,130	5,640	6,040
Total [A]	12,820	12,800	13,390	13,050	13,550	13,990	-	-	5,160	5,240	9,740	9,770	11,670
Monday through Thursday													
San Antonio Road	2,040	1,860	2,190	1,930	1,480	2,070	-	-	560	600	1,030	1,110	1,140
Rengstorff Avenue	4,340	4,600	4,760	4,760	5,030	5,140	-	-	1,470	1,490	3,120	3,100	3,920
Shoreline Boulevard	6,330	6,200	6,340	6,400	6,450	6,720	-	-	2,940	3,030	4,770	5,230	5,640
Total [B]	12,710	12,660	13,290	13,090	12,960	13,930	-	-	4,970	5,120	8,920	9,440	10,700
Monday through Friday													
San Antonio Road	1,960	1,820	2,000	1,860	1,990	1,950	-	-	550	590	960	1,050	1,040
Rengstorff Avenue	4,290	4,480	4,700	4,730	4,950	5,040	-	-	1,430	1,470	2,990	2,840	3,540
Shoreline Boulevard	6,280	6,140	6,340	6,440	6,330	6,680	-	-	2,940	2,930	4,540	4,920	5,310
Total [C]	12,530	12,440	13,040	13,030	13,270	13,670	-	-	4,920	4,990	8,490	8,810	9,890
Comparisons to Tuesday through Thursday Average Counts													
Total [D = A-B]	110	140	100	-40	590	60	-	-	190	120	820	330	970
Percent [E= D/A*100]	(1%)	(1%)	(1%)	(<0%)	(4%)	(<1%)	-	-	(4%)	(2%)	(8%)	(3%)	(8%)
Total [F = A-C]	290	360	350	20	280	320	-	-	240	250	1,250	960	1,780
Percent [G= F/A*100]	(2%)	(3%)	(3%)	(<1%)	(2%)	(2%)	-	-	(5%)	(5%)	(13%)	(10%)	(15%)

Note:

1. Vehicle volumes rounded to nearest 10.
2. No monitoring was conducted in the Fall 2020 and Spring 2021 due to minimal travel during COVID-19 shelter-in-place order.

Source: Fehr & Peers, 2024.

Table 8: Daily Two-Way Vehicle Volumes Over Time¹

Gateway	Fall 2017	Spring 2018	Fall 2018	Spring 2019	Fall 2019	Spring 2020	Fall 2020 ²	Spring 2021 ²	Fall 2021	Spring 2022	Fall 2022	Spring 2023	Fall 2023
Tuesday through Thursday													
San Antonio Road	10,770	10,620	11,720	10,740	10,920	12,360	-	-	4,650	14,210	7,170	5,880	7,710
Rengstorff Avenue	22,690	23,560	25,390	24,440	25,790	25,830	-	-	9,160	9,490	18,410	17,740	21,910
Shoreline Boulevard	38,370	40,120	38,930	36,820	39,780	40,180	-	-	22,020	21,650	31,100	31,810	37,370
Total [A]	71,830	74,300	76,040	72,000	76,490	78,370	-	-	35,830	45,350	56,680	55,430	66,990
Monday through Thursday													
San Antonio Road	10,620	10,210	11,660	10,730	10,520	12,230	-	-	4,580	13,910	6,940	6,690	7,120
Rengstorff Avenue	22,370	23,200	24,820	24,110	25,220	25,500	-	-	8,830	9,220	16,490	16,400	19,990
Shoreline Boulevard	37,790	39,730	38,380	36,210	38,910	39,400	-	-	21,210	20,930	29,420	29,990	35,210
Total [B]	70,780	73,140	74,860	71,050	74,650	77,130	-	-	34,620	44,060	52,850	53,080	62,320
Monday through Friday													
San Antonio Road	10,580	9,920	10,980	10,670	10,500	11,920	-	-	4,580	13,980	6,650	6,400	6,730
Rengstorff Avenue	22,810	22,880	24,500	23,990	25,650	25,110	-	-	8,780	9,170	15,960	15,390	18,600
Shoreline Boulevard	38,750	39,950	38,600	36,790	39,530	39,550	-	-	21,680	21,000	29,150	29,210	34,200
Total [C]	72,140	72,750	74,080	71,450	75,680	76,580	-	-	35,040	44,150	51,760	51,000	59,530
Comparisons to Tuesday through Thursday Average Counts													
Total [D = A-B]	1,050	1,160	1,180	950	1,840	1,240	-	-	1,210	1,290	3,830	2,350	4,670
Percent [E= D/A*100]	(1%)	(2%)	(2%)	(1%)	(2%)	(2%)	-	-	(3%)	(3%)	(7%)	(4%)	(7%)
Total [F = A-C]	-310	1,550	1,960	550	810	1,790	-	-	790	1,200	4,920	4,430	7,460
Percent [G= F/A*100]	(<0%)	(2%)	(3%)	(1%)	(1%)	(2%)	-	-	(2%)	(3%)	(9%)	(8%)	(11%)

Note:

1. Vehicle volumes rounded to nearest 10.
 2. No monitoring was conducted in the Fall 2020 and Spring 2021 due to minimal travel during COVID-19 shelter-in-place order.
- Source: Fehr & Peers, 2024.



The overall total gateway volumes remain lower than the typical pre-COVID values, although volumes have increased compared to the Spring 2023 observations. Compared to Spring 2023, Fall 2023 total volumes grew by 17% for Tuesday to Thursday average morning inbound peak hour and by 15% during evening outbound peak hour. During peak periods, morning inbound volumes grew by 20%, and evening outbound volumes grew by 19%. **Table 9** shows the comparison between Spring 2023 and Fall 2023 volumes.

Table 9: Gateway Volume Comparison between Spring 2023 and Fall 2023^{1,2}

Year	Morning			Evening		
	Inbound	Outbound	Total	Inbound	Outbound	Total
Peak Hour						
Spring 2023 [A]	4,390	990	5,380	1,290	3,780	5,070
Fall 2023 [B]	5,230	1,050	6,280	1,510	4,340	5,850
Difference [C] = [B-A]	840	60	900	220	560	780
% Difference [C/A]	19%	6%	17%	17%	15%	15%
Peak Period						
Spring 2023 [A]	10,840	2,920	13,760	3,590	9,770	13,360
Fall 2023 [B]	13,030	3,060	16,090	4,260	11,670	15,930
Difference [C] = [B-A]	2,190	140	2,330	670	1,900	2,570
% Difference [C/A]	20%	5%	17%	19%	19%	19%

Note:

1. Vehicle volumes rounded to nearest 10.
2. Volumes used for comparison are Tuesday-to-Thursday averages.

Source: Fehr & Peers, 2024.

Mode Share

To get to and from the North Bayshore area, people can choose to drive alone, carpool, take transit, bike, or walk. To enhance non-drive-alone choices, employers in North Bayshore have been using transportation demand management (TDM) programs that offer transit passes, employee shuttles, active transportation (bicycling and walking) incentives, carpool/vanpool incentives, and other methods to reduce daily commute stress on their employees and to reduce the number of single-occupant vehicle (SOV) trips. The City has set a person mode share target of no more than 45% SOV (of all person trips) usage at the North Bayshore gateways. Below is a summary of the mode share for travel across all gateways combined and at each individual gateway. For the Fall 2023 monitoring period, three additional days of bike and pedestrian counts



were collected to better understand the active transportation patterns. The mode share analysis below does not include transportation network company (TNC) (e.g., Uber, Lyft, etc.) drivers.

Attachment E summarizes the mode share without and with TNC drivers.

Peak Hour Mode Share

This section describes the vehicle and person mode share for all gateways combined and each gateway separately, for the morning peak hour (8:45 AM to 9:45 AM) and the evening peak hour (5:00 PM to 6:00 PM).

Table 10: Existing Morning Inbound Peak Hour Mode Share for Vehicles and Persons, All Gateways Combined

Mode	Vehicle Percentage	Person Percentage (excludes TNC drivers)	Vehicle Volume	Person Volume (excludes TNC drivers)
SOV ¹	85%	64%	4,658	4,645
HOV ¹	8%	12%	436	888
Transit	2%	20%	137	1,447
Bike	4%	3%	205	205
Ped	1%	1%	44	44
Total	100%	100%	5,480	7,229

Notes:

1. Transportation network companies (TNC) (e.g., Uber, Lyft, etc.) were observed by vehicle occupancy (1 person, 2 persons, 3 persons, and 4+ persons). The driver was not considered a part of the person volume; therefore, TNC1 = 0 persons per vehicle; TNC2 = 1 person per vehicle; TNC3 = 2 person per vehicle; and TNC 4 = 3 persons per vehicle. TNC1 and TNC2 are treated as SOV in the vehicle and person volume summary.

Source: Fehr & Peers, 2024.

As shown in **Table 10**, most vehicles (85%) entering North Bayshore during the morning peak hour are SOVs; these vehicles transport 64% of people who enter the area. An additional 12% of people arrive using carpools, 20% of commuters use public transit and shuttles (which make up only 2% of the total number of vehicles entering the area), 3% of commuters bike, and 1% walk.



Table 11: Existing Evening Outbound Peak Hour Mode Share for Vehicles and Persons, All Gateways Combined

Mode	Vehicle Percentage	Person Percentage (excludes TNC drivers)	Vehicle Volume	Person Volume (excludes TNC drivers)
SOV ¹	81%	66%	3,713	3,676
HOV ¹	11%	19%	509	1,042
Transit	3%	11%	113	599
Bike	4%	3%	202	202
Ped	1%	1%	53	53
Total	100%	100%	4,590	5,572

Notes:

1. Transportation network companies (TNC) (e.g., Uber, Lyft, etc.) were observed by vehicle occupancy (1 person, 2 persons, 3 persons, and 4+ persons). The driver was not considered a part of the person volume; therefore, TNC1 = 0 persons per vehicle; TNC2 = 1 person per vehicle; TNC3 = 2 person per vehicle; and TNC 4 = 3 persons per vehicle. TNC1 and TNC2 are treated as SOV in the vehicle and person volume summary.

Source: Fehr & Peers, 2024.

As shown in **Table 11**, the evening outbound direction of travel has similar mode share characteristics as the morning inbound direction. The total number of vehicles and people are slightly lower than the morning peak hour. The share of travel using each mode is similar between the morning and evening, with the primary difference being that during the evening peak hour, more people use HOVs and SOVs, and fewer people use public transit. The evening commute period is more spread-out, and the peak vehicle traffic hour starts at 5:00 PM, which is an hour later than the peak transit ridership hour at 4:00 PM.



Table 12: Morning Inbound Peak Hour Mode Share Person Volume, By Gateway

Gateway	SOV ¹	HOV ¹	Transit	Bike	Ped	Total
San Antonio	552	92	451	6	2	1,103 (15%)
Rengstorff	2,110	550	607	14	4	3,285 (45%)
Shoreline	1,983	246	389	16	4	2,638 (37%)
Permanente Creek Trail	0	0	0	68	15	83 (1%)
Stevens Creek Trail	0	0	0	101	19	120 (2%)
Total	4,645	888	1,447	205	44	7,229 (100%)

Notes:

1. Transportation network companies (TNC) (e.g., Uber, Lyft, etc.) were observed by vehicle occupancy (1 person, 2 persons, 3 persons, and 4+ persons). The driver was not considered a part of the person volume; therefore, TNC1 = 0 persons per vehicle; TNC2 = 1 person per vehicle; TNC3 = 2 person per vehicle; and TNC 4 = 3 persons per vehicle. TNC1 and TNC2 are treated as SOV in the vehicle and person volume summary.

Source: Fehr & Peers, 2024.

Table 13: Morning Inbound Peak Hour Mode Share Person Percentage, By Gateway

Gateway	SOV ¹	HOV ¹	Transit	Bike	Ped
San Antonio	12%	10%	31%	3%	5%
Rengstorff	45%	62%	42%	7%	9%
Shoreline	43%	28%	27%	8%	9%
Permanente Creek Trail	0%	0%	0%	33%	34%
Stevens Creek Trail	0%	0%	0%	49%	43%
Total	100%	100%	100%	100%	100%

Notes:

1. Transportation network companies (TNC) (e.g., Uber, Lyft, etc.) were observed by vehicle occupancy (1 person, 2 persons, 3 persons, and 4+ persons). The driver was not considered a part of the person volume; therefore, TNC1 = 0 persons per vehicle; TNC2 = 1 person per vehicle; TNC3 = 2 person per vehicle; and TNC 4 = 3 persons per vehicle. TNC1 and TNC2 are treated as SOV in the vehicle and person volume summary.

Source: Fehr & Peers, 2024.

Each gateway has a different mix of users during the morning peak hour. **Table 12** and **Table 13** show the proportion of total inbound commuters who use each gateway. Shoreline and Rengstorff gateways serve the highest number of people during the morning peak hour – mostly persons in SOV and HOV vehicles. Most active mode users enter North Bayshore area via one of the major trails. During the morning peak hour, the Rengstorff Avenue and San Antonio Road Gateways serve approximately 73% of all transit riders.



Table 14: Evening Outbound Peak Hour Mode Share Person Volume, By Gateway

Gateway	SOV ¹	HOV ¹	Transit	Bike	Ped	Total
San Antonio	416	130	258	13	3	820 (15%)
Rengstorff	1,375	445	239	13	1	2,073 (37%)
Shoreline	1,885	467	102	9	4	2,467 (45%)
Permanente Creek Trail	0	0	0	60	19	79 (1%)
Stevens Creek Trail	0	0	0	107	26	133 (2%)
Total	3,676	1,042	599	202	53	5,572 (100%)

Notes:

1. Transportation network companies (TNC) (e.g., Uber, Lyft, etc.) were observed by vehicle occupancy (1 person, 2 persons, 3 persons, and 4+ persons). The driver was not considered a part of the person volume; therefore, TNC1 = 0 persons per vehicle; TNC2 = 1 person per vehicle; TNC3 = 2 person per vehicle; and TNC 4 = 3 persons per vehicle. TNC1 and TNC2 are treated as SOV in the vehicle and person volume summary.

Source: Fehr & Peers, 2024.

Table 15: Evening Outbound Peak Hour Mode Share Person Percentage, By Gateway

Gateway	SOV ¹	HOV ¹	Transit	Bike	Ped
San Antonio	11%	12%	43%	6%	6%
Rengstorff	38%	43%	40%	6%	1%
Shoreline	51%	45%	17%	5%	8%
Permanente Creek Trail	0%	0%	0%	30%	36%
Stevens Creek Trail	0%	0%	0%	53%	49%
Total	100%	100%	100%	100%	100%

Notes:

1. Transportation network companies (TNC) (e.g., Uber, Lyft, etc.) were observed by vehicle occupancy (1 person, 2 persons, 3 persons, and 4+ persons). The driver was not considered a part of the person volume; therefore, TNC1 = 0 persons per vehicle; TNC2 = 1 person per vehicle; TNC3 = 2 person per vehicle; and TNC 4 = 3 persons per vehicle. TNC1 and TNC2 are treated as SOV in the vehicle and person volume summary.

Source: Fehr & Peers, 2024.

Table 14 and **Table 15** shows the proportion of total outbound commuters who use each gateway during the evening peak hour. Similar to the morning peak hour, Shoreline Boulevard and Rengstorff Avenue carry the majority of existing travelers, with fewer people using San Antonio Road. During the evening peak hour, the modal patterns of usage are relatively similar to the morning. Shoreline Boulevard carries a higher share of SOV and HOV but slightly lower share of transit persons during the afternoon compared to the morning. Most of the transit riders exit



via Rengstorff Avenue or San Antonio Road; together those two gateways carry 83% of outbound transit riders, while Shoreline Boulevard carries the remaining 17%.

The day-to-day variations for both bike and pedestrian volumes in the morning peak period are +/- 20 percent. In the evening peak period, the bike volume day-to-day variation is +/-20 percent, while the day-to-day variation is +/-15 percent for the pedestrian volumes. During the bike and pedestrian monitoring period, September 19th to September 21st, the Air Quality Index in Mountain View was recorded at unhealthy levels for sensitive groups, as a result of fires in Oregon and Northwest California. This likely contributed to the higher levels of daily variation among active transportation users.

3-Hour Peak Period Mode Share

The same type of mode share analysis was conducted for the morning and evening 3-hour peak period. The results are presented in **Table 16** to **Table 21**.

- During the morning and evening peak periods, Shoreline Boulevard carries the majority of SOV vehicles. Rengstorff Avenue serves the highest number of HOV vehicles in the morning peak period while in the evening peak period, Shoreline Boulevard serves the highest number of HOV vehicles.
- During the morning and evening peak periods, the Rengstorff Avenue and San Antonio Road Gateways serve approximately 69% to 78% of all transit riders.
- Between the morning and evening peak periods, the transit mode share percentages remain relatively similar (18% in the morning and 16% in the evening). In comparison, the transit mode shares percentages of the peak hours differ by about 9 percentage points (20% in the morning and 11% evening). The evening commute period is more spread-out, and the peak vehicle traffic hour starts at 5:00 PM, which is an hour later than the peak transit ridership hour at 4:00 PM.



Table 16: Existing Morning Inbound Peak Period Mode Share for Vehicles and Persons, All Gateways Combined

Mode	Vehicle Percentage	Person Percentage (excludes TNC Drivers)	Vehicle Volume	Person Volume (excludes TNC Drivers)
SOV ¹	85%	66%	11,598	11,560
HOV ¹	8%	12%	1,072	2,185
Transit	3%	18%	360	3,209
Bike	3%	3%	471	471
Ped	1%	1%	137	137
Total	100%	100%	13,638	17,562

Notes:

1. Transportation network companies (TNC) (e.g., Uber, Lyft, etc.) were observed by vehicle occupancy (1 person, 2 persons, 3 persons, and 4+persons). The driver was not considered a part of the person volume; therefore, TNC1 = 0 persons per vehicle; TNC2 = 1 person per vehicle; TNC3 = 2 person per vehicle; and TNC 4 = 3 persons per vehicle. TNC1 and TNC2 are treated as SOV in the vehicle and person volume summary.

Source: Fehr & Peers, 2024.

Table 17: Existing Evening Outbound Peak Period Mode Share for Vehicles and Persons, All Gateways Combined

Mode	Vehicle Percentage	Person Percentage (excludes TNC Driver)	Vehicle Volume	Person Volume (excludes TNC Drivers)
SOV ¹	81%	62%	9,896	9,816
HOV ¹	12%	18%	1,445	2,956
Transit	3%	16%	325	2,543
Bike	3%	3%	432	432
Ped	1%	1%	127	127
Total	100%	100%	12,225	15,874

Notes:

1. Transportation network companies (TNC) (e.g., Uber, Lyft, etc.) were observed by vehicle occupancy (1 person, 2 persons, 3 persons, and 4+persons). The driver was not considered a part of the person volume; therefore, TNC1 = 0 persons per vehicle; TNC2 = 1 person per vehicle; TNC3 = 2 person per vehicle; and TNC 4 = 3 persons per vehicle. TNC1 and TNC2 are treated as SOV in the vehicle and person volume summary.

Source: Fehr & Peers, 2024.



Table 18: Morning Inbound Peak Period Mode Share Person Volume, By Gateway

Gateway	SOV ¹	HOV ¹	Transit	Bike	Ped	Total
San Antonio	1,360	201	963	18	11	2,553 (15%)
Rengstorff	4,780	1,166	1,245	30	10	7,231 (41%)
Shoreline	5,420	818	1,001	33	11	7,283 (41%)
Permanente Creek Trail	0	0	0	151	43	194 (1%)
Stevens Creek Trail	0	0	0	239	62	301 (2%)
Total	11,560	2,185	3,209	471	137	17,562 (100%)

Notes:

- Transportation network companies (TNC) (e.g., Uber, Lyft, etc.) were observed by vehicle occupancy (1 person, 2 persons, 3 persons, and 4+ persons). The driver was not considered a part of the person volume; therefore, TNC1 = 0 persons per vehicle; TNC2 = 1 person per vehicle; TNC3 = 2 person per vehicle; and TNC 4 = 3 persons per vehicle. TNC1 and TNC2 are treated as SOV in the vehicle and person volume summary.

Source: Fehr & Peers, 2024.

Table 19: Morning Inbound Peak Period Mode Share Person Percentage, By Gateway

Gateway	SOV ¹	HOV ¹	Transit	Bike	Ped
San Antonio	12%	9%	30%	4%	9%
Rengstorff	41%	54%	39%	6%	7%
Shoreline	47%	37%	31%	7%	8%
Permanente Creek Trail	0%	0%	0%	32%	31%
Stevens Creek Trail	0%	0%	0%	51%	45%
Total	100%	100%	100%	100%	100%

Notes:

- Transportation network companies (TNC) (e.g., Uber, Lyft, etc.) were observed by vehicle occupancy (1 person, 2 persons, 3 persons, and 4+ persons). The driver was not considered a part of the person volume; therefore, TNC1 = 0 persons per vehicle; TNC2 = 1 person per vehicle; TNC3 = 2 person per vehicle; and TNC 4 = 3 persons per vehicle. TNC1 and TNC2 are treated as SOV in the vehicle and person volume summary.

Source: Fehr & Peers, 2024.



Table 20: Evening Outbound Peak Period Mode Share Person Volume, By Gateway

Gateway	SOV ¹	HOV ¹	Transit	Bike	Ped	Total
San Antonio	1,026	269	979	26	9	2,309 (15%)
Rengstorff	3,661	1,192	1,000	26	6	5,885 (37%)
Shoreline	5,129	1,495	564	26	15	7,229 (46%)
Permanente Creek Trail	0	0	0	123	42	165 (1%)
Stevens Creek Trail	0	0	0	231	55	286 (2%)
Total	9,816	2,956	2,543	432	127	15,874 (100%)

Notes:

1. Transportation network companies (TNC) (e.g., Uber, Lyft, etc.) were observed by vehicle occupancy (1 person, 2 persons, 3 persons, and 4+ persons). The driver was not considered a part of the person volume; therefore, TNC1 = 0 persons per vehicle; TNC2 = 1 person per vehicle; TNC3 = 2 person per vehicle; and TNC 4 = 3 persons per vehicle. TNC1 and TNC2 are treated as SOV in the vehicle and person volume summary.

Source: Fehr & Peers, 2024.

Table 21: Evening Outbound Peak Period Mode Share Person Percentage, By Gateway

Gateway	SOV ¹	HOV ¹	Transit	Bike	Ped
San Antonio	11%	9%	39%	6%	7%
Rengstorff	37%	40%	39%	6%	5%
Shoreline	52%	51%	22%	6%	12%
Permanente Creek Trail	0%	0%	0%	28%	33%
Stevens Creek Trail	0%	0%	0%	54%	43%
Total	100%	100%	100%	100%	100%

Notes:

1. Transportation network companies (TNC) (e.g., Uber, Lyft, etc.) were observed by vehicle occupancy (1 person, 2 persons, 3 persons, and 4+ persons). The driver was not considered a part of the person volume; therefore, TNC1 = 0 persons per vehicle; TNC2 = 1 person per vehicle; TNC3 = 2 person per vehicle; and TNC 4 = 3 persons per vehicle. TNC1 and TNC2 are treated as SOV in the vehicle and person volume summary.

Source: Fehr & Peers, 2024.



Attachments

Attachment A: Gateway Vehicle Counts

Attachment B: Gateway Hourly Vehicle Totals

Attachment C: Peak Hour/Peak Period Volume Comparison

Attachment D: Historic Gateway Volume

Attachment E: Peak Hour/Peak Period Comprehensive Mode Split

Attachment A: Gateway Vehicle Counts

Figure 1 shows the daily count locations, which are listed below:

1. San Antonio Road between Bayshore Parkway and Casey Avenue (before any driveways on San Antonio. We want to include vehicles turning into the driveways just north of Bayshore Parkway).
2. On Bayshore Parkway, east of the San Antonio Road / Bayshore Parkway intersection. Count should be located north-west of the first driveway on Bayshore Parkway (between intersection and first driveway).
3. Rengstorff Avenue between US 101 Northbound Ramps and Garcia Avenue-Charleston Road
4. Shoreline Boulevard between US 101 Northbound Ramps-La Avenida and Pear Avenue (tubes should be located north of the US-101 NB on-ramps, and south of any driveways)
5. La Avenida between Shoreline Boulevard and Inigo Way (tubes should be located west of any driveways)

The additional shared-use path locations include:

9. Permanente Creek Trail between Old Middlefield Way and Charleston Road (tube should be located just north of US-101, before anyone can get off the trail)
10. Stevens Creek Trail between Moffett Boulevard and La Avenida (tube should be located just north of US-101, before anyone can get off the trail)

Due to the concert impacts, some count dates experienced higher gateway volumes than average. The concert days during the monitoring period were:

- Tuesday, September 12th
- Thursday, September 28th
- Friday, September 29th



Traffic Data Service -- San Jose, CA Event Counts

EventCount-946 -- English (ENU)

Datasets:

Site: [1] SAN ANTONIO RD BT BAYSHORE PKWY AND CASEY AVE
Input A: 1 - North bound. - Lane= 0, Added to totals. (/2.000)
Input B: 0 - Unused or unknown. - Lane= 0, Excluded from totals.
Data type: Axle sensors - Separate (Count)

Profile:

Name: Default Profile
Scheme: Count events divided by setup divisor
Units: Non metric (ft, mi, ft/s, mph, lb, ton)

*** Sunday, September 10, 2023=820, 15 minute drops**

0000	0100	0200	0300	0400	0500	0600	0700	0800	0900	1000	1100	1200	1300	1400	1500	1600	1700	1800	1900	2000	2100	2200	2300	
3	2	2	2	2	10	17	40	68	74	67	57	59	61	54	35	48	66	63	43	22	9	12	6	
1	2	1	2	0	1	3	11	13	17	11	18	10	24	15	11	10	18	15	7	7	2	4	1	1
2	0	0	0	2	0	2	9	13	15	14	12	9	8	18	8	17	11	19	13	4	1	2	2	3
0	0	0	0	0	4	2	6	16	20	18	13	19	19	7	7	5	21	10	13	7	3	1	1	1
0	0	1	0	0	5	10	14	26	23	25	14	21	10	14	9	16	16	19	10	4	3	5	2	0

AM Peak 0845 - 0945 (78), AM PHF=0.75 PM Peak 1215 - 1315 (73), PM PHF=0.76

*** Monday, September 11, 2023=1100, 15 minute drops**

0000	0100	0200	0300	0400	0500	0600	0700	0800	0900	1000	1100	1200	1300	1400	1500	1600	1700	1800	1900	2000	2100	2200	2300	
5	3	2	7	13	30	57	70	154	118	59	98	77	63	57	56	41	52	71	29	18	11	4	10	
1	0	0	0	3	7	12	16	34	22	13	27	18	22	7	15	9	14	19	13	10	6	2	3	1
3	3	1	2	0	3	12	16	44	35	16	28	15	14	20	7	15	11	19	3	5	3	1	3	1
1	0	1	0	6	7	13	10	46	28	17	25	18	10	21	18	8	16	14	9	1	0	0	3	0
0	0	0	5	4	13	20	28	31	33	13	18	27	17	10	17	10	11	20	4	2	2	1	1	0

AM Peak 0800 - 0900 (154), AM PHF=0.85 PM Peak 1215 - 1315 (81), PM PHF=0.75

*** Tuesday, September 12, 2023=1489, 15 minute drops**

0000	0100	0200	0300	0400	0500	0600	0700	0800	0900	1000	1100	1200	1300	1400	1500	1600	1700	1800	1900	2000	2100	2200	2300	
2	4	5	8	16	38	63	108	214	204	133	121	86	73	53	57	54	74	76	43	25	17	9	11	
1	1	1	0	4	8	13	16	45	51	46	36	19	22	12	15	14	17	16	15	2	3	1	3	1
1	1	2	1	3	6	6	26	59	56	34	28	22	17	19	16	12	12	20	8	6	4	3	3	2
0	0	2	3	7	4	26	23	55	52	33	28	19	15	12	12	12	19	23	11	8	5	5	3	0
0	2	0	4	3	20	19	44	55	46	21	30	27	19	11	14	16	26	18	11	9	5	0	2	1

AM Peak 0815 - 0915 (220), AM PHF=0.93 PM Peak 1215 - 1315 (90), PM PHF=0.83

*** Wednesday, September 13, 2023=1571, 15 minute drops**

0000	0100	0200	0300	0400	0500	0600	0700	0800	0900	1000	1100	1200	1300	1400	1500	1600	1700	1800	1900	2000	2100	2200	2300	
4	0	8	10	15	25	73	131	240	249	132	121	95	78	50	54	50	61	70	49	25	19	8	8	
1	0	3	2	1	5	12	28	47	67	42	23	27	27	14	15	10	8	16	14	6	6	1	5	2
2	0	3	0	3	5	18	27	68	70	27	33	17	20	17	12	17	15	17	15	8	7	2	3	5
0	0	2	0	8	6	20	30	64	57	33	35	26	15	9	16	11	11	23	7	7	1	4	0	1
1	0	0	8	3	9	23	46	62	55	30	32	25	16	10	12	12	27	14	14	4	5	2	0	0

AM Peak 0830 - 0930 (262), AM PHF=0.94 PM Peak 1230 - 1330 (98), PM PHF=0.90

*** Thursday, September 14, 2023=1496, 15 minute drops**

0000	0100	0200	0300	0400	0500	0600	0700	0800	0900	1000	1100	1200	1300	1400	1500	1600	1700	1800	1900	2000	2100	2200	2300	
8	3	2	10	19	31	68	125	216	245	137	105	93	70	53	55	60	43	63	33	19	21	10	9	
2	0	1	0	1	5	13	24	59	62	36	21	35	29	14	9	15	15	13	7	3	11	3	3	0
5	2	1	1	7	9	11	23	53	63	46	22	20	17	16	19	7	11	17	9	10	3	0	0	1
1	0	0	4	8	3	24	27	43	65	37	35	20	17	11	15	21	9	19	11	3	1	5	1	2
0	1	0	5	4	14	21	52	62	56	18	28	19	8	13	12	17	8	15	7	3	6	3	5	0

AM Peak 0845 - 0945 (252), AM PHF=0.97 PM Peak 1200 - 1300 (93), PM PHF=0.66

*** Friday, September 15, 2023=1026, 15 minute drops**

0000	0100	0200	0300	0400	0500	0600	0700	0800	0900	1000	1100	1200	1300	1400	1500	1600	1700	1800	1900	2000	2100	2200	2300	
3	1	5	8	18	23	47	77	122	104	60	80	84	64	48	40	64	58	50	26	17	15	9	6	
0	0	2	1	3	3	12	15	31	28	21	27	23	15	15	8	15	18	13	7	4	2	3	3	1
1	0	1	1	3	7	7	18	25	33	9	14	25	16	9	10	16	10	12	8	6	6	0	1	1
2	0	0	2	5	6	14	15	32	22	19	21	21	21	10	11	19	15	16	6	1	4	4	1	0
0	1	2	4	8	7	15	29	35	21	12	18	16	13	15	12	14	15	9	5	6	3	3	1	1

AM Peak 0830 - 0930 (127), AM PHF=0.91 PM Peak 1200 - 1300 (84), PM PHF=0.84

*** Saturday, September 16, 2023=815, 15 minute drops**

0000	0100	0200	0300	0400	0500	0600	0700	0800	0900	1000	1100	1200	1300	1400	1500	1600	1700	1800	1900	2000	2100	2200	2300	
3	2	4	1	4	10	58	56	40	69	66	58	47	63	51	56	55	53	64	18	17	11	6	7	
1	1	1	0	0	2	8	18	12	11	15	15	10	20	12	16	10	14	18	5	3	2	1	2	8
1	0	1	0	0	0	22	11	5	18	14	17	16	15	13	12	12	13	15	6	5	3	1	2	0
0	1	2	1	2	1	19	13	13	18	17	11	10	9	14	8	13	14	16	4	1	5	1	1	0
1	0	0	0	2	7	9	14	10	22	20	15	11	19	12	20	20	12	15	3	8	1	3	2	0

AM Peak 0915 - 1015 (73), AM PHF=0.82 PM Peak 1800 - 1900 (64), PM PHF=0.89

* Sunday, September 17, 2023=812, 15 minute drops

0000	0100	0200	0300	0400	0500	0600	0700	0800	0900	1000	1100	1200	1300	1400	1500	1600	1700	1800	1900	2000	2100	2200	2300	
8	11	13	8	13	4	18	34	56	68	73	60	48	48	41	61	60	66	58	25	16	10	11	4	
8	0	5	3	0	2	1	8	10	18	15	14	16	18	17	18	13	13	14	11	6	2	3	0	1
0	2	4	1	0	0	1	8	9	18	21	19	5	8	6	15	21	19	15	6	3	4	2	2	1
0	4	3	0	4	2	3	6	19	15	16	13	11	10	10	16	8	16	19	5	1	2	2	1	1
0	5	1	4	10	0	13	12	18	17	21	14	16	12	8	12	18	18	10	3	6	2	4	1	2

AM Peak 0830 - 0930 (73), AM PHF=0.96 PM Peak 1715 - 1815 (67), PM PHF=0.88

* Monday, September 18, 2023=1226, 15 minute drops

0000	0100	0200	0300	0400	0500	0600	0700	0800	0900	1000	1100	1200	1300	1400	1500	1600	1700	1800	1900	2000	2100	2200	2300	
5	3	1	5	16	26	61	78	148	123	82	82	98	73	70	56	68	69	81	36	10	22	8	10	
1	0	0	0	0	7	9	8	31	39	20	22	17	30	16	11	13	18	19	14	5	7	2	5	1
1	2	1	1	3	4	11	11	55	27	14	24	29	13	20	17	10	20	20	8	2	7	1	1	0
1	1	0	0	3	7	20	31	35	31	28	15	28	13	19	13	14	15	26	11	1	2	2	4	1
2	0	0	4	10	8	21	29	27	26	21	22	25	18	15	16	31	16	17	3	2	6	3	0	0

AM Peak 0815 - 0915 (155), AM PHF=0.70 PM Peak 1215 - 1315 (112), PM PHF=0.93

* Tuesday, September 19, 2023=1562, 15 minute drops

0000	0100	0200	0300	0400	0500	0600	0700	0800	0900	1000	1100	1200	1300	1400	1500	1600	1700	1800	1900	2000	2100	2200	2300	
2	4	2	13	18	43	72	120	238	218	138	100	100	79	62	65	76	72	57	27	22	15	11	10	
1	0	2	0	1	8	17	23	43	49	34	22	23	13	17	15	22	23	16	5	6	3	4	6	0
0	1	0	1	0	6	16	26	66	74	36	19	23	18	20	19	19	15	12	11	5	3	4	3	3
1	0	0	2	8	11	19	25	70	51	34	32	29	26	13	15	17	17	11	7	3	3	0	1	0
0	3	0	10	9	19	21	47	59	44	35	28	25	23	13	16	19	17	19	4	9	6	3	0	0

AM Peak 0830 - 0930 (252), AM PHF=0.85 PM Peak 1200 - 1300 (100), PM PHF=0.86

* Wednesday, September 20, 2023=1616, 15 minute drops

0000	0100	0200	0300	0400	0500	0600	0700	0800	0900	1000	1100	1200	1300	1400	1500	1600	1700	1800	1900	2000	2100	2200	2300	
3	2	1	9	24	34	89	164	267	229	136	103	86	79	68	52	49	70	61	35	14	21	14	9	
0	0	0	0	5	7	18	31	59	68	35	29	23	21	17	11	13	23	18	11	3	3	0	2	1
3	2	0	1	4	9	19	29	68	63	44	22	27	19	19	14	14	11	19	12	4	7	0	4	0
0	0	0	3	7	6	21	34	72	50	32	27	14	22	15	14	16	22	16	5	6	8	10	1	0
0	0	1	5	9	12	31	70	68	49	26	26	22	17	17	13	6	15	9	7	1	3	4	2	0

AM Peak 0815 - 0915 (276), AM PHF=0.96 PM Peak 1200 - 1300 (86), PM PHF=0.80

* Thursday, September 21, 2023=1443, 15 minute drops

0000	0100	0200	0300	0400	0500	0600	0700	0800	0900	1000	1100	1200	1300	1400	1500	1600	1700	1800	1900	2000	2100	2200	2300	
1	2	0	6	18	26	64	136	245	199	119	104	100	59	46	56	61	67	67	22	22	11	10	7	
1	1	0	1	1	5	13	28	72	56	38	20	28	20	10	15	17	22	27	8	6	4	1	2	4
0	0	0	0	4	4	7	21	63	55	26	25	28	15	13	16	8	21	12	9	7	2	3	3	0
0	0	0	1	5	7	19	39	54	53	32	27	16	15	12	16	19	8	22	4	3	2	1	2	0
0	1	0	4	9	10	26	48	57	35	23	33	28	10	11	9	17	16	7	1	7	3	5	0	0

AM Peak 0800 - 0900 (245), AM PHF=0.85 PM Peak 1200 - 1300 (100), PM PHF=0.89

* Friday, September 22, 2023=972, 15 minute drops

0000	0100	0200	0300	0400	0500	0600	0700	0800	0900	1000	1100	1200	1300	1400	1500	1600	1700	1800	1900	2000	2100	2200	2300	
4	4	0	7	17	21	55	67	92	78	68	95	56	55	49	48	61	63	57	34	16	15	10	5	
4	2	0	1	1	6	12	15	18	19	17	23	7	17	11	13	16	14	17	11	1	4	3	2	2
0	0	0	1	6	8	13	13	20	19	13	21	15	13	16	9	17	10	16	6	6	2	5	1	1
0	2	0	2	2	5	9	16	31	26	14	20	17	14	10	13	14	26	15	8	3	5	1	1	1
0	0	0	4	8	2	22	24	24	14	24	31	17	11	12	13	14	13	9	9	6	4	1	1	1

AM Peak 1100 - 1200 (95), AM PHF=0.76 PM Peak 1730 - 1830 (72), PM PHF=0.69

* Saturday, September 23, 2023=803, 15 minute drops

0000	0100	0200	0300	0400	0500	0600	0700	0800	0900	1000	1100	1200	1300	1400	1500	1600	1700	1800	1900	2000	2100	2200	2300	
5	2	3	3	4	9	69	49	58	67	70	50	48	43	51	56	59	66	42	19	11	7	9	4	
2	0	0	1	0	3	6	15	9	20	14	20	9	10	11	15	17	19	15	7	1	3	2	2	1
1	1	1	1	2	1	26	11	11	15	18	10	17	14	14	15	7	7	9	4	2	2	1	1	1
1	1	2	1	2	3	22	10	19	12	21	13	9	8	16	17	17	16	10	2	4	1	2	1	1
1	0	0	0	2	2	15	13	19	20	17	7	13	11	10	9	18	24	8	6	4	1	4	0	1

AM Peak 0615 - 0715 (78), AM PHF=0.75 PM Peak 1700 - 1800 (66), PM PHF=0.69

*** SUPPLEMENTAL DATA ***

* Wednesday, September 27, 2023=1584, 15 minute drops

0000	0100	0200	0300	0400	0500	0600	0700	0800	0900	1000	1100	1200	1300	1400	1500	1600	1700	1800	1900	2000	2100	2200	2300	
2	3	3	7	30	45	78	150	217	234	122	109	97	80	64	56	53	74	76	35	20	16	11	9	
0	0	1	0	2	8	17	39	39	71	32	37	16	17	29	13	16	19	24	9	6	7	3	4	0
1	1	0	0	5	9	15	35	55	68	34	23	31	26	11	12	11	20	19	10	4	4	3	1	0
1	1	1	3	10	11	19	37	50	48	32	25	28	20	16	14	9	15	15	11	6	4	2	4	2
0	1	1	4	14	18	28	40	74	48	24	24	23	18	8	17	17	20	19	5	5	1	3	0	1

AM Peak 0830 - 0930 (262), AM PHF=0.88 PM Peak 1215 - 1315 (98), PM PHF=0.79

* Thursday, September 28, 2023=1662, 15 minute drops

0000	0100	0200	0300	0400	0500	0600	0700	0800	0900	1000	1100	1200	1300	1400	1500	1600	1700	1800	1900	2000	2100	2200	2300	
3	4	1	7	17	52	63	187	209	212	150	97	143	90	77	57	56	55	84	37	26	16	12	10	
0	1	0	1	5	15	15	37	36	62	50	23	45	25	24	13	11	15	19	10	5	6	3	4	1
0	1	0	1	6	10	10	32	63	58	36	26	37	25	23	17	12	15	19	9	8	1	1	2	1
2	2	1	1	2	11	13	56	57	51	38	25	37	19	12	18	21	10	24	12	7	5	1	1	1
1	0	0	4	4	17	25	62	54	42	27	24	25	21	19	9	12	15	24	7	6	4	7	3	0

AM Peak 0815 - 0915 (235), AM PHF=0.93 PM Peak 1200 - 1300 (143), PM PHF=0.80

*** Friday, September 29, 2023=1184, 15 minute drops**

0000	0100	0200	0300	0400	0500	0600	0700	0800	0900	1000	1100	1200	1300	1400	1500	1600	1700	1800	1900	2000	2100	2200	2300	
3	5	3	10	16	32	68	97	110	142	87	115	79	71	60	67	43	49	49	31	19	13	5	13	
1	3	0	1	2	5	11	25	26	31	14	22	24	18	13	20	12	17	12	8	10	4	2	9	0
1	1	0	0	2	8	11	21	27	37	19	37	18	23	17	21	7	4	13	6	2	5	1	1	0
1	0	1	1	4	7	21	23	30	42	31	28	16	16	15	16	10	12	13	7	3	1	2	2	0
0	1	2	8	8	12	26	29	28	32	23	29	21	14	15	10	14	16	11	10	4	3	0	1	1

AM Peak 0900 - 1000 (142), AM PHF=0.85 PM Peak 1200 - 1300 (79), PM PHF=0.82

*** Saturday, September 30, 2023=688, 15 minute drops**

0000	0100	0200	0300	0400	0500	0600	0700	0800	0900	1000	1100	1200	1300	1400	1500	1600	1700	1800	1900	2000	2100	2200	2300	
1	5	0	4	5	6	12	54	37	57	56	49	48	41	46	53	67	41	44	20	13	13	13	6	
0	1	0	0	0	0	1	4	12	28	16	12	11	8	12	11	16	11	10	5	3	2	5	1	2
0	0	0	0	1	3	1	23	11	10	20	8	19	8	13	11	24	7	13	7	3	2	1	1	2
0	1	0	2	2	2	7	12	8	11	12	15	10	12	9	15	16	18	13	4	2	6	2	3	3
1	3	0	2	2	1	3	15	6	8	8	14	8	13	12	16	11	5	8	4	5	3	5	1	1

AM Peak 0715 - 0815 (62), AM PHF=0.67 PM Peak 1545 - 1645 (72), PM PHF=0.75

Traffic Data Service -- San Jose, CA

Event Counts

EventCount-945 -- English (ENU)

Datasets:

Site: [1] SAN ANTONIO RD BT BAYSHORE PKWY AND CASEY AVE
Input A: 3 - South bound. - Lane= 0, Added to totals. (/2.000)
Input B: 0 - Unused or unknown. - Lane= 0, Excluded from totals.
Data type: Axle sensors - Separate (Count)

Profile:

Name: Default Profile
Scheme: Count events divided by setup divisor
Units: Non metric (ft, mi, ft/s, mph, lb, ton)

*** Sunday, September 10, 2023=845, 15 minute drops**

0000	0100	0200	0300	0400	0500	0600	0700	0800	0900	1000	1100	1200	1300	1400	1500	1600	1700	1800	1900	2000	2100	2200	2300
8	0	1	3	4	8	3	18	38	62	83	79	65	46	41	60	81	32	75	87	34	4	4	11
2	0	0	2	1	3	0	2	12	10	15	17	16	14	13	17	41	6	25	11	16	2	2	3
1	0	0	1	2	1	2	9	5	22	23	24	12	16	9	15	12	5	19	14	8	1	1	7
3	0	1	0	1	0	0	4	6	11	18	20	16	13	6	15	15	8	15	31	7	0	0	0
2	0	0	0	0	4	1	3	15	19	27	19	22	4	13	13	13	13	16	31	3	1	1	1

AM Peak 1045 - 1145 (88), AM PHF=0.81 PM Peak 1915 - 2015 (92), PM PHF=0.74

*** Monday, September 11, 2023=1127, 15 minute drops**

0000	0100	0200	0300	0400	0500	0600	0700	0800	0900	1000	1100	1200	1300	1400	1500	1600	1700	1800	1900	2000	2100	2200	2300
6	3	1	2	7	17	25	46	61	66	56	85	83	79	74	89	96	132	76	82	24	10	7	4
2	1	0	0	3	4	1	14	14	21	16	17	26	31	24	20	35	47	21	18	12	2	3	1
2	1	0	0	0	3	7	10	9	18	13	27	16	14	12	23	18	35	12	25	8	4	0	2
1	1	0	0	2	4	7	14	16	12	14	21	20	16	18	21	16	29	21	22	2	1	3	0
1	0	1	2	2	7	11	9	23	16	14	20	22	19	21	26	28	21	22	18	2	3	1	1

AM Peak 1115 - 1215 (94), AM PHF=0.87 PM Peak 1645 - 1745 (139), PM PHF=0.74

*** Tuesday, September 12, 2023=1914, 15 minute drops**

0000	0100	0200	0300	0400	0500	0600	0700	0800	0900	1000	1100	1200	1300	1400	1500	1600	1700	1800	1900	2000	2100	2200	2300
6	8	3	2	9	15	31	58	74	89	73	83	100	89	96	120	143	192	117	76	46	26	122	341
0	1	0	0	1	0	8	13	19	19	20	21	24	22	25	20	28	61	32	21	11	7	5	107
4	5	1	0	0	7	7	21	19	19	18	21	31	19	27	26	30	50	29	18	9	10	13	195
2	1	1	0	4	2	6	9	15	20	21	20	33	22	20	40	33	39	32	19	9	2	27	36
0	1	1	2	4	7	11	16	22	32	15	21	13	26	25	35	53	42	25	19	18	7	78	3

AM Peak 1145 - 1245 (108), AM PHF=0.82 PM Peak 2245 - 2345 (415), PM PHF=0.53

*** Wednesday, September 13, 2023=1592, 15 minute drops**

0000	0100	0200	0300	0400	0500	0600	0700	0800	0900	1000	1100	1200	1300	1400	1500	1600	1700	1800	1900	2000	2100	2200	2300
7	5	0	8	6	9	30	72	66	79	104	110	117	83	88	154	152	208	120	103	41	18	10	6
2	0	0	0	2	0	4	12	15	19	22	22	35	18	28	34	41	69	41	29	18	3	1	1
2	2	0	1	0	5	10	22	22	21	19	26	22	17	14	39	38	52	34	20	7	7	4	2
0	2	0	0	3	0	5	13	10	23	28	37	32	31	20	48	31	45	32	30	12	1	2	1
3	1	0	7	1	4	11	26	19	17	36	27	29	17	26	34	43	42	14	25	4	8	3	2

AM Peak 1115 - 1215 (124), AM PHF=0.85 PM Peak 1645 - 1745 (209), PM PHF=0.76

*** Thursday, September 14, 2023=1497, 15 minute drops**

0000	0100	0200	0300	0400	0500	0600	0700	0800	0900	1000	1100	1200	1300	1400	1500	1600	1700	1800	1900	2000	2100	2200	2300
6	8	1	6	8	15	27	67	70	76	82	90	109	83	88	139	177	208	97	80	34	13	10	8
0	2	0	0	1	4	4	11	10	21	26	12	28	22	21	28	36	69	33	22	18	4	4	6
5	3	1	0	2	4	3	14	16	21	18	27	27	18	15	30	44	55	24	16	5	6	2	0
1	2	0	0	3	5	15	18	24	21	18	30	22	23	25	44	40	40	21	24	6	2	3	1
0	1	0	6	3	3	5	24	21	14	21	22	33	21	28	38	58	45	20	19	5	2	1	1

AM Peak 1115 - 1215 (106), AM PHF=0.89 PM Peak 1630 - 1730 (221), PM PHF=0.80

*** Friday, September 15, 2023=1088, 15 minute drops**

0000	0100	0200	0300	0400	0500	0600	0700	0800	0900	1000	1100	1200	1300	1400	1500	1600	1700	1800	1900	2000	2100	2200	2300
6	5	3	8	6	13	29	39	68	60	59	95	86	67	90	74	85	120	66	56	27	16	9	7
2	1	1	1	1	3	2	10	18	18	15	30	31	15	32	17	21	53	12	17	12	4	2	4
3	1	1	2	1	1	4	14	15	16	14	20	18	9	19	11	21	23	20	15	5	6	2	1
1	2	0	2	2	5	12	6	17	7	16	31	21	24	18	23	18	26	17	15	4	2	5	2
0	1	1	3	2	4	12	10	19	19	14	15	18	19	21	24	27	19	18	9	6	4	0	1

AM Peak 1115 - 1215 (96), AM PHF=0.77 PM Peak 1645 - 1745 (128), PM PHF=0.61

*** Saturday, September 16, 2023=750, 15 minute drops**

0000	0100	0200	0300	0400	0500	0600	0700	0800	0900	1000	1100	1200	1300	1400	1500	1600	1700	1800	1900	2000	2100	2200	2300
2	6	1	0	4	5	18	52	86	67	86	60	55	38	32	34	34	56	73	22	7	4	8	
0	3	0	0	1	3	0	3	9	22	22	27	16	11	7	12	8	10	13	24	8	0	1	1
0	1	0	0	0	0	1	4	10	23	11	27	14	11	14	9	15	11	14	16	6	4	1	0
1	2	1	0	2	1	5	8	16	21	17	20	15	14	6	7	9	14	20	2	3	2	3	0
1	0	0	0	2	1	3	6	25	26	13	16	10	18	4	5	5	6	15	13	6	0	0	4

AM Peak 1030 - 1130 (88), AM PHF=0.81 PM Peak 1845 - 1945 (75), PM PHF=0.78

*** Sunday, September 17, 2023=832, 15 minute drops**

0000	0100	0200	0300	0400	0500	0600	0700	0800	0900	1000	1100	1200	1300	1400	1500	1600	1700	1800	1900	2000	2100	2200	2300	
2	7	15	9	19	3	6	13	39	35	81	77	83	58	56	46	53	51	58	82	24	4	10	5	
1	0	6	4	2	3	0	3	10	7	10	8	23	21	17	9	14	16	13	20	10	0	3	1	0
1	2	4	1	2	0	1	1	5	11	26	24	16	13	16	14	18	6	12	25	5	0	1	0	1
0	3	3	1	1	0	0	4	9	6	21	18	22	10	11	12	8	17	16	25	7	2	2	2	2
0	2	2	3	14	0	5	5	15	12	24	28	23	16	12	11	14	12	17	12	2	2	4	2	0

AM Peak 1115 - 1215 (92), AM PHF=0.84 PM Peak 1845 - 1945 (87), PM PHF=0.86

*** Monday, September 18, 2023=1204, 15 minute drops**

0000	0100	0200	0300	0400	0500	0600	0700	0800	0900	1000	1100	1200	1300	1400	1500	1600	1700	1800	1900	2000	2100	2200	2300	
3	4	0	2	6	11	21	32	65	70	72	59	83	100	73	110	105	163	86	101	19	14	5	4	
0	0	0	0	0	4	3	8	20	13	15	14	18	30	21	27	24	69	17	20	11	4	1	1	0
1	1	0	0	0	0	6	3	13	24	21	15	23	22	14	28	21	32	21	28	3	5	2	1	5
2	3	0	0	0	4	4	13	15	19	17	10	25	21	20	36	27	25	24	34	3	1	0	2	1
0	0	0	2	6	4	9	9	18	14	20	20	18	28	19	20	34	37	24	20	2	4	2	0	0

AM Peak 1145 - 1245 (86), AM PHF=0.85 PM Peak 1700 - 1800 (163), PM PHF=0.59

*** Tuesday, September 19, 2023=1079, 15 minute drops**

0000	0100	0200	0300	0400	0500	0600	0700	0800	0900	1000	1100	1200	1300	1400	1500	1600	1700	1800	1900	2000	2100	2200	2300	
6	5	1	8	5	18	31	69	71	86	76	104	88	47	65	131	142	96	22	10	2	0	0	0	
0	1	0	1	3	5	5	11	11	16	13	22	31	13	17	21	32	36	3	3	1	0	0	0	0
5	1	0	0	0	2	6	19	15	22	18	32	18	8	19	40	31	24	5	2	1	0	0	0	1
1	2	0	1	1	4	10	18	24	24	28	29	22	7	13	36	31	24	10	3	0	0	0	0	0
0	1	1	6	1	7	11	21	22	25	18	21	18	19	16	36	49	13	4	2	0	0	0	0	0

AM Peak 1115 - 1215 (113), AM PHF=0.88 PM Peak 1615 - 1715 (147), PM PHF=0.76

***** SUPPLEMENTAL DATA *****

*** Wednesday, September 27, 2023=1777, 15 minute drops**

0000	0100	0200	0300	0400	0500	0600	0700	0800	0900	1000	1100	1200	1300	1400	1500	1600	1700	1800	1900	2000	2100	2200	2300	
1	6	3	6	22	27	42	76	78	121	78	129	115	101	119	145	159	252	122	107	32	18	12	12	
1	1	0	0	4	5	4	16	22	35	17	34	27	24	24	32	45	90	41	32	10	8	4	5	0
0	2	1	0	4	3	8	31	22	23	20	35	27	21	28	26	33	82	33	20	13	4	3	1	0
0	3	0	3	7	8	10	15	18	30	16	28	35	24	32	44	36	49	26	34	5	2	3	4	0
0	0	2	3	8	11	21	15	17	34	26	32	27	33	36	43	45	32	23	21	4	4	2	2	0

AM Peak 1100 - 1200 (129), AM PHF=0.92 PM Peak 1645 - 1745 (265), PM PHF=0.74

*** Thursday, September 28, 2023=2827, 15 minute drops**

0000	0100	0200	0300	0400	0500	0600	0700	0800	0900	1000	1100	1200	1300	1400	1500	1600	1700	1800	1900	2000	2100	2200	2300	
0	5	1	5	16	19	26	66	88	93	116	120	121	137	141	172	169	203	121	86	31	25	238	834	
0	0	0	2	9	1	10	9	23	24	33	15	24	46	40	40	27	77	31	19	9	7	5	168	78
0	4	1	0	5	5	3	10	18	25	38	27	30	32	26	46	48	49	33	31	11	6	2	222	8
0	1	0	1	3	4	9	24	23	15	23	37	38	31	45	55	44	52	35	27	6	5	64	220	1
0	0	0	2	0	9	5	23	24	30	23	41	31	30	31	32	51	26	23	10	5	7	168	224	0

AM Peak 1145 - 1245 (132), AM PHF=0.80 PM Peak 2300 - 2400 (834), PM PHF=0.93

*** Friday, September 29, 2023=1990, 15 minute drops**

0000	0100	0200	0300	0400	0500	0600	0700	0800	0900	1000	1100	1200	1300	1400	1500	1600	1700	1800	1900	2000	2100	2200	2300	
87	6	1	7	9	19	25	64	60	101	100	134	116	120	87	90	108	132	73	60	26	11	30	529	
78	2	0	2	4	6	1	21	16	38	20	22	45	38	27	18	19	49	20	16	3	4	6	113	1
8	1	1	0	1	3	13	15	17	24	28	29	30	18	14	27	31	36	23	17	9	5	8	237	1
1	2	0	0	1	6	1	9	20	13	24	37	25	28	21	25	26	24	13	16	8	3	3	170	0
0	1	0	5	3	4	10	20	7	26	29	46	16	37	25	21	33	23	17	12	7	0	14	10	0

AM Peak 1130 - 1230 (158), AM PHF=0.86 PM Peak 2245 - 2345 (533), PM PHF=0.56

*** Saturday, September 30, 2023=740, 15 minute drops**

0000	0100	0200	0300	0400	0500	0600	0700	0800	0900	1000	1100	1200	1300	1400	1500	1600	1700	1800	1900	2000	2100	2200	2300	
2	8	3	0	8	16	8	15	33	59	67	66	51	41	42	47	57	58	69	42	18	13	11	10	
1	3	0	0	2	5	3	2	10	17	17	12	10	12	12	13	19	11	14	14	5	3	6	3	2
1	1	2	0	4	4	2	1	7	13	23	22	18	10	6	13	10	13	12	19	8	6	3	2	1
0	1	1	0	0	2	1	7	8	14	15	14	17	13	12	12	13	15	27	7	4	2	0	3	4
0	3	0	0	2	7	3	5	9	17	12	19	7	6	13	10	16	20	18	4	1	2	2	2	1

AM Peak 0945 - 1045 (72), AM PHF=0.78 PM Peak 1830 - 1930 (76), PM PHF=0.72

Traffic Data Service -- San Jose, CA Class Report

CustomList-948 -- English (ENU)

Datasets:

Site: [2] BAYSHORE PKWY BT SAN ANTONIO RD AND GARCIA AVE
Data type: Axle sensors - Paired (Class/Speed/Count)

Profile:

Included classes: 1, 2, 3, 4, 5, 6, 7, 8, 9, 10, 11, 12, 13
Speed range: 0 - 100 mph.
Direction: East (bound), P = East, Lane = 0-16
Name: Default Profile
Scheme: Vehicle classification (Scheme F)
Units: Non metric (ft, mi, ft/s, mph, lb, ton)

Column Legend:

0 [Time] 24-hour time (0000 - 2359)
1 [Total] Number in time step
2 [Cls] Class totals

*** Sunday, September 10, 2023**

Time	Total	Cls 1	Cls 2	Cls 3	Cls 4	Cls 5	Cls 6	Cls 7	Cls 8	Cls 9	Cls 10	Cls 11	Cls 12	Cls 13
<--		1	2	3	4	5	6	7	8	9	10	11	12	13
0000	11	0	10	1	0	0	0	0	0	0	0	0	0	0
0100	2	0	2	0	0	0	0	0	0	0	0	0	0	0
0200	1	0	1	0	0	0	0	0	0	0	0	0	0	0
0300	5	0	5	0	0	0	0	0	0	0	0	0	0	0
0400	31	0	31	0	0	0	0	0	0	0	0	0	0	0
0500	16	0	16	0	0	0	0	0	0	0	0	0	0	0
0600	8	0	8	0	0	0	0	0	0	0	0	0	0	0
0700	14	0	13	1	0	0	0	0	0	0	0	0	0	0
0800	38	0	30	3	0	0	4	0	1	0	0	0	0	0
0900	176	0	155	1	0	0	20	0	0	0	0	0	0	0
1000	104	0	90	4	0	1	9	0	0	0	0	0	0	0
1100	65	0	58	4	0	0	3	0	0	0	0	0	0	0
1200	58	2	50	2	0	1	2	0	1	0	0	0	0	0
1300	51	0	44	2	0	0	4	0	1	0	0	0	0	0
1400	43	0	41	2	0	0	0	0	0	0	0	0	0	0
1500	28	1	24	3	0	0	0	0	0	0	0	0	0	0
1600	36	1	33	2	0	0	0	0	0	0	0	0	0	0
1700	23	1	21	1	0	0	0	0	0	0	0	0	0	0
1800	35	1	32	1	0	1	0	0	0	0	0	0	0	0
1900	25	0	21	4	0	0	0	0	0	0	0	0	0	0
2000	19	0	16	2	0	1	0	0	0	0	0	0	0	0
2100	18	0	18	0	0	0	0	0	0	0	0	0	0	0
2200	8	1	7	0	0	0	0	0	0	0	0	0	0	0
2300	5	1	4	0	0	0	0	0	0	0	0	0	0	0
07-19	671	6	591	26	0	3	42	0	3	0	0	0	0	0
06-22	741	6	654	32	0	4	42	0	3	0	0	0	0	0
06-00	754	8	665	32	0	4	42	0	3	0	0	0	0	0
00-00	820	8	730	33	0	4	42	0	3	0	0	0	0	0

Peak step 9:00 (176) AM Peak step 9:00 (176) PM Peak step 12:00 (58)

*** Monday, September 11, 2023**

Time	Total	Cls	Cls	Cls	Cls	Cls	Cls	Cls	Cls	Cls	Cls	Cls	Cls	Cls
<--		1	2	3	4	5	6	7	8	9	10	11	12	13
0000	1	0	1	0	0	0	0	0	0	0	0	0	0	0
0100	3	0	2	1	0	0	0	0	0	0	0	0	0	0
0200	3	0	2	0	0	0	0	1	0	0	0	0	0	0
0300	8	0	7	1	0	0	0	0	0	0	0	0	0	0
0400	52	0	45	4	0	3	0	0	0	0	0	0	0	0
0500	60	1	43	11	2	2	0	0	1	0	0	0	0	0
0600	64	0	46	9	3	6	0	0	0	0	0	0	0	0
0700	95	2	58	10	10	15	0	0	0	0	0	0	0	0
0800	200	2	155	11	18	14	0	0	0	0	0	0	0	0
0900	186	2	135	14	19	15	1	0	0	0	0	0	0	0
1000	99	2	71	15	3	8	0	0	0	0	0	0	0	0
1100	89	0	71	12	2	4	0	0	0	0	0	0	0	0
1200	84	1	71	10	1	1	0	0	0	0	0	0	0	0
1300	93	1	69	14	2	6	1	0	0	0	0	0	0	0
1400	60	0	48	10	0	2	0	0	0	0	0	0	0	0
1500	111	0	86	17	2	4	2	0	0	0	0	0	0	0
1600	130	1	87	26	7	8	1	0	0	0	0	0	0	0
1700	186	2	144	27	6	7	0	0	0	0	0	0	0	0
1800	108	1	86	15	2	4	0	0	0	0	0	0	0	0
1900	52	0	37	8	2	5	0	0	0	0	0	0	0	0
2000	27	0	15	9	3	0	0	0	0	0	0	0	0	0
2100	37	1	32	4	0	0	0	0	0	0	0	0	0	0
2200	13	1	12	0	0	0	0	0	0	0	0	0	0	0
2300	4	0	4	0	0	0	0	0	0	0	0	0	0	0
07-19	1441	14	1081	181	72	88	5	0	0	0	0	0	0	0
06-22	1621	15	1211	211	80	99	5	0	0	0	0	0	0	0
06-00	1638	16	1227	211	80	99	5	0	0	0	0	0	0	0
00-00	1765	17	1327	228	82	104	5	1	1	0	0	0	0	0

Peak step 8:00 (200) AM Peak step 8:00 (200) PM Peak step 17:00 (186)

*** Tuesday, September 12, 2023**

Time	Total	Cls	Cls	Cls	Cls	Cls	Cls	Cls	Cls	Cls	Cls	Cls	Cls	Cls
<--		1	2	3	4	5	6	7	8	9	10	11	12	13
0000	4	0	2	1	0	0	0	0	1	0	0	0	0	0
0100	2	0	0	2	0	0	0	0	0	0	0	0	0	0
0200	2	0	2	0	0	0	0	0	0	0	0	0	0	0
0300	7	0	6	0	0	0	1	0	0	0	0	0	0	0
0400	64	0	57	5	0	2	0	0	0	0	0	0	0	0
0500	71	0	59	10	2	0	0	0	0	0	0	0	0	0
0600	71	0	52	8	3	8	0	0	0	0	0	0	0	0
0700	139	2	91	11	14	20	1	0	0	0	0	0	0	0
0800	333	6	287	12	12	16	0	0	0	0	0	0	0	0
0900	448	3	384	19	21	21	0	0	0	0	0	0	0	0
1000	189	0	153	11	14	11	0	0	0	0	0	0	0	0
1100	114	2	94	12	4	2	0	0	0	0	0	0	0	0
1200	103	0	84	13	3	2	1	0	0	0	0	0	0	0
1300	96	0	83	8	0	5	0	0	0	0	0	0	0	0
1400	72	0	62	9	1	0	0	0	0	0	0	0	0	0
1500	147	0	121	19	3	4	0	0	0	0	0	0	0	0
1600	178	0	139	18	4	16	1	0	0	0	0	0	0	0
1700	199	2	162	24	5	6	0	0	0	0	0	0	0	0
1800	278	2	246	23	3	4	0	0	0	0	0	0	0	0
1900	129	1	110	11	4	3	0	0	0	0	0	0	0	0
2000	30	1	22	4	3	0	0	0	0	0	0	0	0	0
2100	22	0	21	1	0	0	0	0	0	0	0	0	0	0
2200	10	1	8	1	0	0	0	0	0	0	0	0	0	0
2300	6	0	6	0	0	0	0	0	0	0	0	0	0	0
07-19	2296	17	1906	179	84	107	3	0	0	0	0	0	0	0
06-22	2548	19	2111	203	94	118	3	0	0	0	0	0	0	0
06-00	2564	20	2125	204	94	118	3	0	0	0	0	0	0	0
00-00	2714	20	2251	222	96	120	4	0	1	0	0	0	0	0

Peak step 9:00 (448) AM Peak step 9:00 (448) PM Peak step 18:00 (278)

*** Wednesday, September 13, 2023**

Time	Total	Cls	Cls	Cls	Cls	Cls	Cls	Cls	Cls	Cls	Cls	Cls	Cls	Cls
<--		1	2	3	4	5	6	7	8	9	10	11	12	13
0000	7	0	5	2	0	0	0	0	0	0	0	0	0	0
0100	2	0	0	2	0	0	0	0	0	0	0	0	0	0
0200	6	0	5	0	0	0	1	0	0	0	0	0	0	0
0300	11	1	8	2	0	0	0	0	0	0	0	0	0	0
0400	65	0	58	6	0	1	0	0	0	0	0	0	0	0
0500	54	1	38	10	2	2	0	0	1	0	0	0	0	0
0600	83	0	59	16	2	6	0	0	0	0	0	0	0	0
0700	132	0	87	12	13	20	0	0	0	0	0	0	0	0
0800	320	3	259	27	15	15	1	0	0	0	0	0	0	0
0900	444	0	379	25	24	15	1	0	0	0	0	0	0	0
1000	214	3	167	19	11	13	0	0	1	0	0	0	0	0
1100	132	2	107	17	4	2	0	0	0	0	0	0	0	0
1200	114	1	95	15	1	2	0	0	0	0	0	0	0	0
1300	88	4	72	5	1	5	1	0	0	0	0	0	0	0
1400	88	1	74	9	1	3	0	0	0	0	0	0	0	0
1500	122	0	98	18	2	4	0	0	0	0	0	0	0	0
1600	144	0	98	28	3	13	2	0	0	0	0	0	0	0
1700	201	1	167	22	4	7	0	0	0	0	0	0	0	0
1800	136	2	107	16	3	7	1	0	0	0	0	0	0	0
1900	74	0	54	10	4	5	0	0	0	1	0	0	0	0
2000	41	0	37	2	2	0	0	0	0	0	0	0	0	0
2100	22	1	19	2	0	0	0	0	0	0	0	0	0	0
2200	12	1	9	2	0	0	0	0	0	0	0	0	0	0
2300	5	0	2	3	0	0	0	0	0	0	0	0	0	0
07-19	2135	17	1710	213	82	106	6	0	1	0	0	0	0	0
06-22	2355	18	1879	243	90	117	6	0	1	1	0	0	0	0
06-00	2372	19	1890	248	90	117	6	0	1	1	0	0	0	0
00-00	2517	21	2004	270	92	120	7	0	2	1	0	0	0	0

Peak step 9:00 (444) AM Peak step 9:00 (444) PM Peak step 17:00 (201)

*** Thursday, September 14, 2023**

Time	Total	Cls	Cls	Cls	Cls	Cls	Cls	Cls	Cls	Cls	Cls	Cls	Cls	Cls
<--		1	2	3	4	5	6	7	8	9	10	11	12	13
0000	4	0	2	2	0	0	0	0	0	0	0	0	0	0
0100	1	0	1	0	0	0	0	0	0	0	0	0	0	0
0200	3	0	1	1	0	1	0	0	0	0	0	0	0	0
0300	13	0	10	1	0	1	1	0	0	0	0	0	0	0
0400	63	0	57	5	0	0	0	0	1	0	0	0	0	0
0500	57	0	45	12	0	0	0	0	0	0	0	0	0	0
0600	73	0	48	13	5	5	1	0	0	1	0	0	0	0
0700	124	3	79	10	16	16	0	0	0	0	0	0	0	0
0800	315	8	260	14	22	10	1	0	0	0	0	0	0	0
0900	416	2	352	18	24	18	2	0	0	0	0	0	0	0
1000	220	2	178	16	13	10	1	0	0	0	0	0	0	0
1100	142	1	115	16	5	4	1	0	0	0	0	0	0	0
1200	142	1	126	9	5	0	1	0	0	0	0	0	0	0
1300	105	0	87	10	0	8	0	0	0	0	0	0	0	0
1400	149	0	116	30	0	1	2	0	0	0	0	0	0	0
1500	185	0	157	20	1	7	0	0	0	0	0	0	0	0
1600	149	0	110	25	3	10	1	0	0	0	0	0	0	0
1700	166	1	130	21	5	7	2	0	0	0	0	0	0	0
1800	149	2	118	18	2	9	0	0	0	0	0	0	0	0
1900	107	1	85	10	5	5	1	0	0	0	0	0	0	0
2000	35	0	23	7	2	1	2	0	0	0	0	0	0	0
2100	15	0	14	1	0	0	0	0	0	0	0	0	0	0
2200	8	0	6	2	0	0	0	0	0	0	0	0	0	0
2300	8	0	7	1	0	0	0	0	0	0	0	0	0	0
07-19	2262	20	1828	207	96	100	11	0	0	0	0	0	0	0
06-22	2492	21	1998	238	108	111	15	0	0	1	0	0	0	0
06-00	2508	21	2011	241	108	111	15	0	0	1	0	0	0	0
00-00	2649	21	2127	262	108	113	16	0	1	1	0	0	0	0

Peak step 9:00 (416) AM Peak step 9:00 (416) PM Peak step 15:00 (185)

*** Friday, September 15, 2023**

Time	Total	Cls	Cls	Cls	Cls	Cls	Cls	Cls	Cls	Cls	Cls	Cls	Cls	Cls
<--		1	2	3	4	5	6	7	8	9	10	11	12	13
0000	2	0	1	1	0	0	0	0	0	0	0	0	0	0
0100	3	0	2	1	0	0	0	0	0	0	0	0	0	0
0200	5	0	4	1	0	0	0	0	0	0	0	0	0	0
0300	6	0	3	2	0	0	1	0	0	0	0	0	0	0
0400	30	0	26	3	0	1	0	0	0	0	0	0	0	0
0500	40	0	27	10	1	1	0	0	0	1	0	0	0	0
0600	61	0	47	10	1	3	0	0	0	0	0	0	0	0
0700	67	1	38	9	6	12	1	0	0	0	0	0	0	0
0800	177	2	129	20	7	17	2	0	0	0	0	0	0	0
0900	140	2	105	10	9	13	0	0	1	0	0	0	0	0
1000	75	0	48	14	5	7	1	0	0	0	0	0	0	0
1100	86	0	73	12	0	1	0	0	0	0	0	0	0	0
1200	83	0	66	13	3	1	0	0	0	0	0	0	0	0
1300	84	1	66	14	0	2	1	0	0	0	0	0	0	0
1400	69	0	54	14	0	1	0	0	0	0	0	0	0	0
1500	113	0	90	14	4	5	0	0	0	0	0	0	0	0
1600	125	0	97	14	5	7	2	0	0	0	0	0	0	0
1700	115	3	97	6	2	6	1	0	0	0	0	0	0	0
1800	110	0	101	3	0	4	1	0	1	0	0	0	0	0
1900	80	0	67	1	2	4	6	0	0	0	0	0	0	0
2000	22	1	18	3	0	0	0	0	0	0	0	0	0	0
2100	25	0	21	2	0	0	2	0	0	0	0	0	0	0
2200	14	0	11	3	0	0	0	0	0	0	0	0	0	0
2300	5	0	4	1	0	0	0	0	0	0	0	0	0	0
07-19	1244	9	964	143	41	76	9	0	2	0	0	0	0	0
06-22	1432	10	1117	159	44	83	17	0	2	0	0	0	0	0
06-00	1451	10	1132	163	44	83	17	0	2	0	0	0	0	0
00-00	1537	10	1195	181	45	85	18	0	2	1	0	0	0	0

Peak step 8:00 (177) AM Peak step 8:00 (177) PM Peak step 16:00 (125)

*** Saturday, September 16, 2023**

Time	Total	Cls	Cls	Cls	Cls	Cls	Cls	Cls	Cls	Cls	Cls	Cls	Cls	Cls
<--		1	2	3	4	5	6	7	8	9	10	11	12	13
0000	7	0	7	0	0	0	0	0	0	0	0	0	0	0
0100	4	0	2	1	0	0	1	0	0	0	0	0	0	0
0200	4	0	3	1	0	0	0	0	0	0	0	0	0	0
0300	0	0	0	0	0	0	0	0	0	0	0	0	0	0
0400	7	0	7	0	0	0	0	0	0	0	0	0	0	0
0500	9	0	8	1	0	0	0	0	0	0	0	0	0	0
0600	17	0	7	9	0	0	1	0	0	0	0	0	0	0
0700	16	0	13	1	0	2	0	0	0	0	0	0	0	0
0800	18	0	17	1	0	0	0	0	0	0	0	0	0	0
0900	35	0	32	2	0	0	1	0	0	0	0	0	0	0
1000	27	1	20	5	0	0	0	0	1	0	0	0	0	0
1100	29	0	28	1	0	0	0	0	0	0	0	0	0	0
1200	27	0	25	0	0	1	1	0	0	0	0	0	0	0
1300	35	0	29	5	0	0	0	0	1	0	0	0	0	0
1400	44	1	43	0	0	0	0	0	0	0	0	0	0	0
1500	59	0	56	3	0	0	0	0	0	0	0	0	0	0
1600	86	2	73	6	0	0	5	0	0	0	0	0	0	0
1700	74	0	60	10	0	0	3	0	1	0	0	0	0	0
1800	52	0	43	6	0	0	3	0	0	0	0	0	0	0
1900	28	0	18	7	0	2	0	0	1	0	0	0	0	0
2000	11	0	10	1	0	0	0	0	0	0	0	0	0	0
2100	11	0	9	1	0	0	1	0	0	0	0	0	0	0
2200	8	0	8	0	0	0	0	0	0	0	0	0	0	0
2300	7	1	6	0	0	0	0	0	0	0	0	0	0	0
07-19	502	4	439	40	0	3	13	0	3	0	0	0	0	0
06-22	569	4	483	58	0	5	15	0	4	0	0	0	0	0
06-00	584	5	497	58	0	5	15	0	4	0	0	0	0	0
00-00	615	5	524	61	0	5	16	0	4	0	0	0	0	0

Peak step 16:00 (86) AM Peak step 9:00 (35) PM Peak step 16:00 (86)

*** Sunday, September 17, 2023**

Time	Total	Cls	Cls	Cls	Cls	Cls	Cls	Cls	Cls	Cls	Cls	Cls	Cls	Cls
<--		1	2	3	4	5	6	7	8	9	10	11	12	13
0000	5	0	4	1	0	0	0	0	0	0	0	0	0	0
0100	6	0	6	0	0	0	0	0	0	0	0	0	0	0
0200	8	0	7	0	0	0	1	0	0	0	0	0	0	0
0300	6	0	5	0	0	0	1	0	0	0	0	0	0	0
0400	34	0	31	3	0	0	0	0	0	0	0	0	0	0
0500	16	0	12	3	0	1	0	0	0	0	0	0	0	0
0600	4	0	4	0	0	0	0	0	0	0	0	0	0	0
0700	8	0	7	0	0	0	1	0	0	0	0	0	0	0
0800	44	0	40	1	0	0	3	0	0	0	0	0	0	0
0900	148	0	125	9	0	0	14	0	0	0	0	0	0	0
1000	104	2	83	10	0	2	5	0	2	0	0	0	0	0
1100	63	0	52	7	0	0	3	0	0	0	1	0	0	0
1200	56	1	52	3	0	0	0	0	0	0	0	0	0	0
1300	59	2	48	6	1	1	1	0	0	0	0	0	0	0
1400	84	2	73	4	0	0	4	0	1	0	0	0	0	0
1500	48	1	44	1	0	0	2	0	0	0	0	0	0	0
1600	29	1	27	1	0	0	0	0	0	0	0	0	0	0
1700	34	0	33	1	0	0	0	0	0	0	0	0	0	0
1800	28	0	25	3	0	0	0	0	0	0	0	0	0	0
1900	22	1	18	3	0	0	0	0	0	0	0	0	0	0
2000	16	0	15	1	0	0	0	0	0	0	0	0	0	0
2100	11	0	10	1	0	0	0	0	0	0	0	0	0	0
2200	9	0	8	1	0	0	0	0	0	0	0	0	0	0
2300	2	0	1	1	0	0	0	0	0	0	0	0	0	0
07-19	705	9	609	46	1	3	33	0	3	0	1	0	0	0
06-22	758	10	656	51	1	3	33	0	3	0	1	0	0	0
06-00	769	10	665	53	1	3	33	0	3	0	1	0	0	0
00-00	844	10	730	60	1	4	35	0	3	0	1	0	0	0

Peak step 9:00 (148) AM Peak step 9:00 (148) PM Peak step 14:00 (84)

*** Monday, September 18, 2023**

Time	Total	Cls	Cls	Cls	Cls	Cls	Cls	Cls	Cls	Cls	Cls	Cls	Cls	Cls
<--		1	2	3	4	5	6	7	8	9	10	11	12	13
0000	3	0	2	1	0	0	0	0	0	0	0	0	0	0
0100	3	0	2	1	0	0	0	0	0	0	0	0	0	0
0200	3	0	2	0	0	0	1	0	0	0	0	0	0	0
0300	6	0	5	0	0	1	0	0	0	0	0	0	0	0
0400	56	0	51	5	0	0	0	0	0	0	0	0	0	0
0500	45	1	37	7	0	0	0	0	0	0	0	0	0	0
0600	67	0	41	14	6	5	1	0	0	0	0	0	0	0
0700	88	3	47	10	10	18	0	0	0	0	0	0	0	0
0800	197	3	150	12	15	17	0	0	0	0	0	0	0	0
0900	200	1	149	17	20	13	0	0	0	0	0	0	0	0
1000	116	1	80	18	3	13	0	0	1	0	0	0	0	0
1100	99	3	78	12	4	1	1	0	0	0	0	0	0	0
1200	97	1	75	16	3	1	1	0	0	0	0	0	0	0
1300	97	1	81	8	2	5	0	0	0	0	0	0	0	0
1400	62	0	51	8	0	3	0	0	0	0	0	0	0	0
1500	111	0	80	24	3	4	0	0	0	0	0	0	0	0
1600	136	0	96	27	4	9	0	0	0	0	0	0	0	0
1700	185	2	147	21	7	8	0	0	0	0	0	0	0	0
1800	126	1	101	16	3	5	0	0	0	0	0	0	0	0
1900	61	1	43	11	1	4	1	0	0	0	0	0	0	0
2000	20	1	13	5	1	0	0	0	0	0	0	0	0	0
2100	19	0	17	2	0	0	0	0	0	0	0	0	0	0
2200	13	1	10	2	0	0	0	0	0	0	0	0	0	0
2300	5	0	5	0	0	0	0	0	0	0	0	0	0	0
07-19	1514	16	1135	189	74	97	2	0	1	0	0	0	0	0
06-22	1681	18	1249	221	82	106	4	0	1	0	0	0	0	0
06-00	1699	19	1264	223	82	106	4	0	1	0	0	0	0	0
00-00	1815	20	1363	237	82	107	5	0	1	0	0	0	0	0

Peak step 9:00 (200) AM Peak step 9:00 (200) PM Peak step 17:00 (185)

*** Tuesday, September 19, 2023**

Time	Total	Cls	Cls	Cls	Cls	Cls	Cls	Cls	Cls	Cls	Cls	Cls	Cls	Cls
<--		1	2	3	4	5	6	7	8	9	10	11	12	13
0000	8	1	3	3	0	0	1	0	0	0	0	0	0	0
0100	0	0	0	0	0	0	0	0	0	0	0	0	0	0
0200	3	0	3	0	0	0	0	0	0	0	0	0	0	0
0300	9	0	7	1	0	0	1	0	0	0	0	0	0	0
0400	65	0	58	5	0	2	0	0	0	0	0	0	0	0
0500	66	1	46	17	0	1	1	0	0	0	0	0	0	0
0600	78	0	56	10	4	8	0	0	0	0	0	0	0	0
0700	132	3	83	13	17	16	0	0	0	0	0	0	0	0
0800	345	2	288	23	15	16	0	0	1	0	0	0	0	0
0900	398	3	334	23	25	13	0	0	0	0	0	0	0	0
1000	241	1	194	17	15	11	3	0	0	0	0	0	0	0
1100	119	1	100	10	7	1	0	0	0	0	0	0	0	0
1200	124	2	107	13	1	0	1	0	0	0	0	0	0	0
1300	104	1	87	13	0	3	0	0	0	0	0	0	0	0
1400	76	0	65	7	1	3	0	0	0	0	0	0	0	0
1500	106	0	77	20	2	7	0	0	0	0	0	0	0	0
1600	145	1	98	28	5	9	4	0	0	0	0	0	0	0
1700	192	1	162	18	3	8	0	0	0	0	0	0	0	0
1800	193	3	163	18	3	6	0	0	0	0	0	0	0	0
1900	93	0	77	8	2	6	0	0	0	0	0	0	0	0
2000	34	1	24	2	3	3	1	0	0	0	0	0	0	0
2100	15	0	13	1	1	0	0	0	0	0	0	0	0	0
2200	12	2	8	2	0	0	0	0	0	0	0	0	0	0
2300	5	0	5	0	0	0	0	0	0	0	0	0	0	0
07-19	2175	18	1758	203	94	93	8	0	1	0	0	0	0	0
06-22	2395	19	1928	224	104	110	9	0	1	0	0	0	0	0
06-00	2412	21	1941	226	104	110	9	0	1	0	0	0	0	0
00-00	2563	23	2058	252	104	113	12	0	1	0	0	0	0	0

Peak step 9:00 (398) AM Peak step 9:00 (398) PM Peak step 18:00 (193)

*** Wednesday, September 20, 2023**

Time	Total	Cls	Cls	Cls	Cls	Cls	Cls	Cls	Cls	Cls	Cls	Cls	Cls	Cls
<--		1	2	3	4	5	6	7	8	9	10	11	12	13
0000	6	0	5	1	0	0	0	0	0	0	0	0	0	0
0100	2	0	1	1	0	0	0	0	0	0	0	0	0	0
0200	6	1	3	2	0	0	0	0	0	0	0	0	0	0
0300	9	0	8	0	0	0	1	0	0	0	0	0	0	0
0400	72	0	65	7	0	0	0	0	0	0	0	0	0	0
0500	59	0	44	12	1	0	0	0	1	1	0	0	0	0
0600	78	0	55	13	5	5	0	0	0	0	0	0	0	0
0700	145	0	100	17	13	15	0	0	0	0	0	0	0	0
0800	381	4	321	19	22	13	2	0	0	0	0	0	0	0
0900	410	0	343	28	27	12	0	0	0	0	0	0	0	0
1000	210	1	175	12	12	10	0	0	0	0	0	0	0	0
1100	133	2	106	16	5	4	0	0	0	0	0	0	0	0
1200	112	1	91	14	1	4	1	0	0	0	0	0	0	0
1300	105	0	89	11	1	3	1	0	0	0	0	0	0	0
1400	85	1	68	11	1	4	0	0	0	0	0	0	0	0
1500	119	0	93	19	2	5	0	0	0	0	0	0	0	0
1600	158	0	110	29	6	13	0	0	0	0	0	0	0	0
1700	154	0	122	19	4	9	0	0	0	0	0	0	0	0
1800	151	0	124	18	3	5	1	0	0	0	0	0	0	0
1900	56	0	41	7	1	7	0	0	0	0	0	0	0	0
2000	32	1	24	4	2	1	0	0	0	0	0	0	0	0
2100	23	0	21	2	0	0	0	0	0	0	0	0	0	0
2200	12	1	10	1	0	0	0	0	0	0	0	0	0	0
2300	10	0	6	3	1	0	0	0	0	0	0	0	0	0
07-19	2163	9	1742	213	97	97	5	0	0	0	0	0	0	0
06-22	2352	10	1883	239	105	110	5	0	0	0	0	0	0	0
06-00	2374	11	1899	243	106	110	5	0	0	0	0	0	0	0
00-00	2528	12	2025	266	107	110	6	0	1	1	0	0	0	0

Peak step 9:00 (410) AM Peak step 9:00 (410) PM Peak step 16:00 (158)

*** Thursday, September 21, 2023**

Time	Total	Cls	Cls	Cls	Cls	Cls	Cls	Cls	Cls	Cls	Cls	Cls	Cls	Cls
<--		1	2	3	4	5	6	7	8	9	10	11	12	13
0000	7	0	7	0	0	0	0	0	0	0	0	0	0	0
0100	2	0	2	0	0	0	0	0	0	0	0	0	0	0
0200	3	0	3	0	0	0	0	0	0	0	0	0	0	0
0300	10	0	6	2	0	1	1	0	0	0	0	0	0	0
0400	65	0	61	4	0	0	0	0	0	0	0	0	0	0
0500	58	0	45	11	0	2	0	0	0	0	0	0	0	0
0600	82	0	60	13	4	5	0	0	0	0	0	0	0	0
0700	115	0	78	11	15	10	1	0	0	0	0	0	0	0
0800	340	1	282	21	15	18	1	0	0	2	0	0	0	0
0900	395	0	329	30	20	16	0	0	0	0	0	0	0	0
1000	202	2	160	15	13	10	2	0	0	0	0	0	0	0
1100	139	0	109	21	4	5	0	0	0	0	0	0	0	0
1200	133	0	109	21	1	1	1	0	0	0	0	0	0	0
1300	93	1	71	12	0	7	2	0	0	0	0	0	0	0
1400	81	0	73	7	0	1	0	0	0	0	0	0	0	0
1500	143	0	107	27	4	4	1	0	0	0	0	0	0	0
1600	206	0	158	34	4	9	1	0	0	0	0	0	0	0
1700	267	1	216	39	2	6	3	0	0	0	0	0	0	0
1800	215	1	177	20	7	10	0	0	0	0	0	0	0	0
1900	74	0	54	9	3	7	1	0	0	0	0	0	0	0
2000	35	0	29	2	3	0	1	0	0	0	0	0	0	0
2100	21	0	16	4	0	0	1	0	0	0	0	0	0	0
2200	13	1	10	1	0	1	0	0	0	0	0	0	0	0
2300	2	0	1	1	0	0	0	0	0	0	0	0	0	0
07-19	2329	6	1869	258	85	97	12	0	0	2	0	0	0	0
06-22	2541	6	2028	286	95	109	15	0	0	2	0	0	0	0
06-00	2556	7	2039	288	95	110	15	0	0	2	0	0	0	0
00-00	2701	7	2163	305	95	113	16	0	0	2	0	0	0	0

Peak step 9:00 (395) AM Peak step 9:00 (395) PM Peak step 17:00 (267)

*** Friday, September 22, 2023**

Time	Total	Cls	Cls	Cls	Cls	Cls	Cls	Cls	Cls	Cls	Cls	Cls	Cls	Cls
<--		1	2	3	4	5	6	7	8	9	10	11	12	13
0000	5	0	5	0	0	0	0	0	0	0	0	0	0	0
0100	1	0	1	0	0	0	0	0	0	0	0	0	0	0
0200	4	1	2	1	0	0	0	0	0	0	0	0	0	0
0300	6	0	3	2	0	0	1	0	0	0	0	0	0	0
0400	38	0	30	6	0	2	0	0	0	0	0	0	0	0
0500	51	1	33	15	0	1	1	0	0	0	0	0	0	0
0600	56	0	44	7	2	3	0	0	0	0	0	0	0	0
0700	76	1	48	12	7	7	1	0	0	0	0	0	0	0
0800	143	1	107	13	10	11	0	0	1	0	0	0	0	0
0900	147	0	102	24	12	8	0	0	0	1	0	0	0	0
1000	79	1	58	8	6	6	0	0	0	0	0	0	0	0
1100	78	1	67	7	2	1	0	0	0	0	0	0	0	0
1200	81	0	67	7	1	4	2	0	0	0	0	0	0	0
1300	77	0	62	12	1	1	1	0	0	0	0	0	0	0
1400	81	2	71	7	0	1	0	0	0	0	0	0	0	0
1500	104	0	78	17	5	4	0	0	0	0	0	0	0	0
1600	114	1	88	16	2	6	1	0	0	0	0	0	0	0
1700	101	0	82	14	2	3	0	0	0	0	0	0	0	0
1800	97	1	74	16	0	5	1	0	0	0	0	0	0	0
1900	76	1	60	9	1	4	1	0	0	0	0	0	0	0
2000	28	1	22	5	0	0	0	0	0	0	0	0	0	0
2100	26	0	20	5	0	0	1	0	0	0	0	0	0	0
2200	11	0	9	2	0	0	0	0	0	0	0	0	0	0
2300	5	0	5	0	0	0	0	0	0	0	0	0	0	0
07-19	1178	8	904	153	48	57	6	0	1	1	0	0	0	0
06-22	1364	10	1050	179	51	64	8	0	1	1	0	0	0	0
06-00	1380	10	1064	181	51	64	8	0	1	1	0	0	0	0
00-00	1485	12	1138	205	51	67	10	0	1	1	0	0	0	0

Peak step 9:00 (147) AM Peak step 9:00 (147) PM Peak step 16:00 (114)

*** Saturday, September 23, 2023**

Time	Total	Cls	Cls	Cls	Cls	Cls	Cls	Cls	Cls	Cls	Cls	Cls	Cls	Cls
<--		1	2	3	4	5	6	7	8	9	10	11	12	13
0000	3	0	3	0	0	0	0	0	0	0	0	0	0	0
0100	2	0	2	0	0	0	0	0	0	0	0	0	0	0
0200	4	0	3	1	0	0	0	0	0	0	0	0	0	0
0300	4	0	2	2	0	0	0	0	0	0	0	0	0	0
0400	14	0	12	2	0	0	0	0	0	0	0	0	0	0
0500	15	0	12	3	0	0	0	0	0	0	0	0	0	0
0600	7	0	5	2	0	0	0	0	0	0	0	0	0	0
0700	16	0	15	1	0	0	0	0	0	0	0	0	0	0
0800	23	0	18	5	0	0	0	0	0	0	0	0	0	0
0900	27	0	21	6	0	0	0	0	0	0	0	0	0	0
1000	36	0	29	4	0	0	3	0	0	0	0	0	0	0
1100	26	0	23	2	0	0	1	0	0	0	0	0	0	0
1200	40	0	35	5	0	0	0	0	0	0	0	0	0	0
1300	31	0	25	4	0	1	1	0	0	0	0	0	0	0
1400	30	1	29	0	0	0	0	0	0	0	0	0	0	0
1500	27	3	21	3	0	0	0	0	0	0	0	0	0	0
1600	30	1	26	1	1	0	0	0	1	0	0	0	0	0
1700	32	0	29	2	0	0	1	0	0	0	0	0	0	0
1800	26	0	22	3	0	0	1	0	0	0	0	0	0	0
1900	21	0	17	4	0	0	0	0	0	0	0	0	0	0
2000	14	0	12	2	0	0	0	0	0	0	0	0	0	0
2100	9	0	7	2	0	0	0	0	0	0	0	0	0	0
2200	7	0	7	0	0	0	0	0	0	0	0	0	0	0
2300	5	0	5	0	0	0	0	0	0	0	0	0	0	0
07-19	344	5	293	36	1	1	7	0	1	0	0	0	0	0
06-22	395	5	334	46	1	1	7	0	1	0	0	0	0	0
06-00	407	5	346	46	1	1	7	0	1	0	0	0	0	0
00-00	449	5	380	54	1	1	7	0	1	0	0	0	0	0

Peak step 12:00 (40) AM Peak step 10:00 (36) PM Peak step 12:00 (40)

***** SUPPLEMENTAL DATA *****

*** Monday, September 25, 2023**

Time	Total	Cls	Cls	Cls	Cls	Cls	Cls	Cls	Cls	Cls	Cls	Cls	Cls	Cls
<--		1	2	3	4	5	6	7	8	9	10	11	12	13
0000	1	0	1	0	0	0	0	0	0	0	0	0	0	0
0100	1	0	1	0	0	0	0	0	0	0	0	0	0	0
0200	2	0	0	0	1	0	1	0	0	0	0	0	0	0
0300	6	0	5	1	0	0	0	0	0	0	0	0	0	0
0400	61	0	54	6	0	1	0	0	0	0	0	0	0	0
0500	57	1	45	8	1	1	1	0	0	0	0	0	0	0
0600	63	0	47	10	2	3	1	0	0	0	0	0	0	0
0700	101	0	59	19	13	9	0	0	1	0	0	0	0	0
0800	185	2	128	18	15	21	1	0	0	0	0	0	0	0
0900	185	2	136	17	18	12	0	0	0	0	0	0	0	0
1000	101	3	77	6	4	11	0	0	0	0	0	0	0	0
1100	78	1	62	9	1	5	0	0	0	0	0	0	0	0
1200	122	0	95	22	2	3	0	0	0	0	0	0	0	0
1300	79	0	65	9	0	5	0	0	0	0	0	0	0	0
1400	58	1	47	8	1	1	0	0	0	0	0	0	0	0
1500	109	0	78	24	3	4	0	0	0	0	0	0	0	0
1600	122	1	86	22	6	6	1	0	0	0	0	0	0	0
1700	170	3	127	28	5	7	0	0	0	0	0	0	0	0
1800	89	1	66	13	2	6	1	0	0	0	0	0	0	0
1900	60	3	45	8	0	4	0	0	0	0	0	0	0	0
2000	19	0	14	2	3	0	0	0	0	0	0	0	0	0
2100	14	0	13	1	0	0	0	0	0	0	0	0	0	0
2200	8	1	7	0	0	0	0	0	0	0	0	0	0	0
2300	4	0	3	1	0	0	0	0	0	0	0	0	0	0
07-19	1399	14	1026	195	70	90	3	0	1	0	0	0	0	0
06-22	1555	17	1145	216	75	97	4	0	1	0	0	0	0	0
06-00	1567	18	1155	217	75	97	4	0	1	0	0	0	0	0
00-00	1695	19	1261	232	77	99	6	0	1	0	0	0	0	0

Peak step 8:00 (185) AM Peak step 8:00 (185) PM Peak step 17:00 (170)

*** Tuesday, September 26, 2023**

Time	Total	Cls	Cls	Cls	Cls	Cls	Cls	Cls	Cls	Cls	Cls	Cls	Cls	Cls
<--		1	2	3	4	5	6	7	8	9	10	11	12	13
0000	6	0	5	1	0	0	0	0	0	0	0	0	0	0
0100	0	0	0	0	0	0	0	0	0	0	0	0	0	0
0200	3	0	3	0	0	0	0	0	0	0	0	0	0	0
0300	14	0	12	1	0	0	0	1	0	0	0	0	0	0
0400	74	1	58	13	0	1	0	0	0	1	0	0	0	0
0500	64	1	56	7	0	0	0	0	0	0	0	0	0	0
0600	78	0	52	18	4	4	0	0	0	0	0	0	0	0
0700	128	1	84	15	12	15	1	0	0	0	0	0	0	0
0800	345	6	294	17	14	14	0	0	0	0	0	0	0	0
0900	473	1	407	16	26	22	1	0	0	0	0	0	0	0
1000	179	2	136	18	16	7	0	0	0	0	0	0	0	0
1100	134	1	111	16	2	4	0	0	0	0	0	0	0	0
1200	80	0	63	13	4	0	0	0	0	0	0	0	0	0
1300	85	0	68	11	2	4	0	0	0	0	0	0	0	0
1400	68	0	54	13	0	1	0	0	0	0	0	0	0	0
1500	105	0	79	17	3	6	0	0	0	0	0	0	0	0
1600	145	0	108	24	3	7	3	0	0	0	0	0	0	0
1700	170	0	144	16	2	8	0	0	0	0	0	0	0	0
1800	244	0	214	21	3	5	1	0	0	0	0	0	0	0
1900	56	2	39	8	2	5	0	0	0	0	0	0	0	0
2000	26	0	21	2	3	0	0	0	0	0	0	0	0	0
2100	19	0	15	4	0	0	0	0	0	0	0	0	0	0
2200	10	1	8	1	0	0	0	0	0	0	0	0	0	0
2300	6	0	5	1	0	0	0	0	0	0	0	0	0	0
07-19	2156	11	1762	197	87	93	6	0	0	0	0	0	0	0
06-22	2335	13	1889	229	96	102	6	0	0	0	0	0	0	0
06-00	2351	14	1902	231	96	102	6	0	0	0	0	0	0	0
00-00	2512	16	2036	253	96	103	6	1	0	1	0	0	0	0

Peak step 9:00 (473) AM Peak step 9:00 (473) PM Peak step 18:00 (244)

*** Wednesday, September 27, 2023**

Time	Total	Cls	Cls	Cls	Cls	Cls	Cls	Cls	Cls	Cls	Cls	Cls	Cls	Cls
<--		1	2	3	4	5	6	7	8	9	10	11	12	13
0000	7	0	6	1	0	0	0	0	0	0	0	0	0	0
0100	0	0	0	0	0	0	0	0	0	0	0	0	0	0
0200	5	0	4	0	0	0	1	0	0	0	0	0	0	0
0300	9	0	6	3	0	0	0	0	0	0	0	0	0	0
0400	74	0	63	9	1	1	0	0	0	0	0	0	0	0
0500	70	1	54	15	0	0	0	0	0	0	0	0	0	0
0600	72	0	52	11	8	1	0	0	0	0	0	0	0	0
0700	131	2	83	16	19	11	0	0	0	0	0	0	0	0
0800	348	1	287	30	16	13	1	0	0	0	0	0	0	0
0900	415	4	342	27	20	22	0	0	0	0	0	0	0	0
1000	202	1	161	15	13	12	0	0	0	0	0	0	0	0
1100	97	2	81	6	5	2	1	0	0	0	0	0	0	0
1200	95	0	76	15	0	3	1	0	0	0	0	0	0	0
1300	109	1	84	19	1	4	0	0	0	0	0	0	0	0
1400	89	0	70	15	2	2	0	0	0	0	0	0	0	0
1500	117	0	91	18	3	5	0	0	0	0	0	0	0	0
1600	151	0	114	25	1	11	0	0	0	0	0	0	0	0
1700	158	0	128	18	6	6	0	0	0	0	0	0	0	0
1800	190	0	159	24	1	5	1	0	0	0	0	0	0	0
1900	33	0	22	7	4	0	0	0	0	0	0	0	0	0
2000	31	0	25	3	2	0	1	0	0	0	0	0	0	0
2100	23	1	19	2	0	0	1	0	0	0	0	0	0	0
2200	11	1	7	2	0	1	0	0	0	0	0	0	0	0
2300	5	1	3	1	0	0	0	0	0	0	0	0	0	0
07-19	2102	11	1676	228	87	96	4	0	0	0	0	0	0	0
06-22	2261	12	1794	251	101	97	6	0	0	0	0	0	0	0
06-00	2277	14	1804	254	101	98	6	0	0	0	0	0	0	0
00-00	2442	15	1937	282	102	99	7	0	0	0	0	0	0	0

Peak step 9:00 (415) AM Peak step 9:00 (415) PM Peak step 18:00 (190)

*** Thursday, September 28, 2023**

Time	Total	Cls 1	Cls 2	Cls 3	Cls 4	Cls 5	Cls 6	Cls 7	Cls 8	Cls 9	Cls 10	Cls 11	Cls 12	Cls 13
<--		1	2	3	4	5	6	7	8	9	10	11	12	13
0000	4	1	2	1	0	0	0	0	0	0	0	0	0	0
0100	0	0	0	0	0	0	0	0	0	0	0	0	0	0
0200	2	0	2	0	0	0	0	0	0	0	0	0	0	0
0300	9	0	8	0	0	0	1	0	0	0	0	0	0	0
0400	81	0	67	12	0	2	0	0	0	0	0	0	0	0
0500	61	0	48	13	0	0	0	0	0	0	0	0	0	0
0600	71	0	51	14	4	2	0	0	0	0	0	0	0	0
0700	138	0	89	17	18	13	1	0	0	0	0	0	0	0
0800	374	5	316	21	17	14	1	0	0	0	0	0	0	0
0900	412	2	345	25	21	18	1	0	0	0	0	0	0	0
1000	184	2	140	20	15	6	1	0	0	0	0	0	0	0
1100	107	1	88	11	3	4	0	0	0	0	0	0	0	0
1200	132	0	110	19	1	2	0	0	0	0	0	0	0	0
1300	98	0	77	17	0	4	0	0	0	0	0	0	0	0
1400	68	0	56	10	0	2	0	0	0	0	0	0	0	0
1500	95	2	71	14	2	5	0	0	0	1	0	0	0	0
1600	130	1	92	24	5	5	2	0	1	0	0	0	0	0
1700	248	1	183	52	4	8	0	0	0	0	0	0	0	0
1800	347	0	288	45	7	7	0	0	0	0	0	0	0	0
1900	256	0	211	36	5	4	0	0	0	0	0	0	0	0
2000	37	0	30	5	1	1	0	0	0	0	0	0	0	0
2100	17	0	13	4	0	0	0	0	0	0	0	0	0	0
2200	22	1	20	1	0	0	0	0	0	0	0	0	0	0
2300	24	0	21	3	0	0	0	0	0	0	0	0	0	0
07-19	2333	14	1855	275	93	88	6	0	1	1	0	0	0	0
06-22	2714	14	2160	334	103	95	6	0	1	1	0	0	0	0
06-00	2760	15	2201	338	103	95	6	0	1	1	0	0	0	0
00-00	2917	16	2328	364	103	97	7	0	1	1	0	0	0	0

Peak step 9:00 (412) AM Peak step 9:00 (412) PM Peak step 18:00 (347)

*** Friday, September 29, 2023**

Time	Total	Cls 1	Cls 2	Cls 3	Cls 4	Cls 5	Cls 6	Cls 7	Cls 8	Cls 9	Cls 10	Cls 11	Cls 12	Cls 13
<--		1	2	3	4	5	6	7	8	9	10	11	12	13
0000	5	0	4	1	0	0	0	0	0	0	0	0	0	0
0100	5	0	2	3	0	0	0	0	0	0	0	0	0	0
0200	4	0	3	1	0	0	0	0	0	0	0	0	0	0
0300	6	0	2	3	0	0	0	1	0	0	0	0	0	0
0400	46	0	40	4	0	2	0	0	0	0	0	0	0	0
0500	50	0	38	12	0	0	0	0	0	0	0	0	0	0
0600	65	0	46	13	3	2	1	0	0	0	0	0	0	0
0700	60	0	33	9	11	7	0	0	0	0	0	0	0	0
0800	161	2	107	26	14	11	1	0	0	0	0	0	0	0
0900	128	2	89	15	10	12	0	0	0	0	0	0	0	0
1000	71	0	49	12	4	6	0	0	0	0	0	0	0	0
1100	84	0	64	16	1	2	1	0	0	0	0	0	0	0
1200	72	1	60	7	2	2	0	0	0	0	0	0	0	0
1300	75	0	62	8	2	2	0	0	0	0	0	0	0	1
1400	63	0	53	9	0	1	0	0	0	0	0	0	0	0
1500	87	0	65	17	1	4	0	0	0	0	0	0	0	0
1600	110	1	82	17	2	8	0	0	0	0	0	0	0	0
1700	131	1	108	15	2	5	0	0	0	0	0	0	0	0
1800	212	0	177	28	1	4	2	0	0	0	0	0	0	0
1900	79	1	59	10	0	5	4	0	0	0	0	0	0	0
2000	21	0	16	5	0	0	0	0	0	0	0	0	0	0
2100	24	0	18	5	0	1	0	0	0	0	0	0	0	0
2200	11	1	10	0	0	0	0	0	0	0	0	0	0	0
2300	9	0	9	0	0	0	0	0	0	0	0	0	0	0
07-19	1254	7	949	179	50	64	4	0	0	0	0	0	0	1
06-22	1443	8	1088	212	53	72	9	0	0	0	0	0	0	1
06-00	1463	9	1107	212	53	72	9	0	0	0	0	0	0	1
00-00	1579	9	1196	236	53	74	9	1	0	0	0	0	0	1

Peak step 18:00 (212) AM Peak step 8:00 (161) PM Peak step 18:00 (212)

* Saturday, September 30, 2023

Time	Total	Cls 1	Cls 2	Cls 3	Cls 4	Cls 5	Cls 6	Cls 7	Cls 8	Cls 9	Cls 10	Cls 11	Cls 12	Cls 13
<--		1	2	3	4	5	6	7	8	9	10	11	12	13
0000	7	1	5	1	0	0	0	0	0	0	0	0	0	0
0100	1	0	1	0	0	0	0	0	0	0	0	0	0	0
0200	5	0	4	1	0	0	0	0	0	0	0	0	0	0
0300	1	0	0	1	0	0	0	0	0	0	0	0	0	0
0400	14	0	14	0	0	0	0	0	0	0	0	0	0	0
0500	19	0	11	7	0	0	0	0	0	1	0	0	0	0
0600	9	0	7	2	0	0	0	0	0	0	0	0	0	0
0700	12	0	11	1	0	0	0	0	0	0	0	0	0	0
0800	16	0	13	3	0	0	0	0	0	0	0	0	0	0
0900	25	1	22	1	1	0	0	0	0	0	0	0	0	0
1000	19	0	14	3	0	2	0	0	0	0	0	0	0	0
1100	34	0	30	4	0	0	0	0	0	0	0	0	0	0
1200	40	0	28	11	0	0	1	0	0	0	0	0	0	0
1300	43	2	38	0	0	1	2	0	0	0	0	0	0	0
1400	34	1	26	7	0	0	0	0	0	0	0	0	0	0
1500	48	0	46	2	0	0	0	0	0	0	0	0	0	0
1600	47	1	41	5	0	0	0	0	0	0	0	0	0	0
1700	31	0	23	7	0	1	0	0	0	0	0	0	0	0
1800	52	0	47	3	0	0	2	0	0	0	0	0	0	0
1900	14	0	13	1	0	0	0	0	0	0	0	0	0	0
2000	15	0	14	1	0	0	0	0	0	0	0	0	0	0
2100	8	0	7	1	0	0	0	0	0	0	0	0	0	0
2200	6	0	6	0	0	0	0	0	0	0	0	0	0	0
2300	5	0	5	0	0	0	0	0	0	0	0	0	0	0
07-19	401	5	339	47	1	4	5	0	0	0	0	0	0	0
06-22	447	5	380	52	1	4	5	0	0	0	0	0	0	0
06-00	458	5	391	52	1	4	5	0	0	0	0	0	0	0
00-00	505	6	426	62	1	4	5	0	0	1	0	0	0	0

Peak step 18:00 (52) AM Peak step 11:00 (34) PM Peak step 18:00 (52)

Traffic Data Service -- San Jose, CA Class Report

CustomList-947 -- English (ENU)

Datasets:

Site: [2] BAYSHORE PKWY BT SAN ANTONIO RD AND GARCIA AVE
Data type: Axle sensors - Paired (Class/Speed/Count)

Profile:

Included classes: 1, 2, 3, 4, 5, 6, 7, 8, 9, 10, 11, 12, 13
Speed range: 0 - 100 mph.
Direction: West (bound), P = West, Lane = 0-16
Name: Default Profile
Scheme: Vehicle classification (Scheme F)
Units: Non metric (ft, mi, ft/s, mph, lb, ton)

Column Legend:

0 [Time] 24-hour time (0000 - 2359)
1 [Total] Number in time step
2 [Cls] Class totals

*** Sunday, September 10, 2023**

Time	Total	Cls 1	Cls 2	Cls 3	Cls 4	Cls 5	Cls 6	Cls 7	Cls 8	Cls 9	Cls 10	Cls 11	Cls 12	Cls 13
<--		1	2	3	4	5	6	7	8	9	10	11	12	13
0000	6	0	4	0	1	0	1	0	0	0	0	0	0	0
0100	0	0	0	0	0	0	0	0	0	0	0	0	0	0
0200	2	0	1	1	0	0	0	0	0	0	0	0	0	0
0300	2	1	1	0	0	0	0	0	0	0	0	0	0	0
0400	4	0	3	1	0	0	0	0	0	0	0	0	0	0
0500	5	0	4	0	0	0	1	0	0	0	0	0	0	0
0600	2	0	2	0	0	0	0	0	0	0	0	0	0	0
0700	4	0	3	1	0	0	0	0	0	0	0	0	0	0
0800	15	1	9	5	0	0	0	0	0	0	0	0	0	0
0900	34	1	30	3	0	0	0	0	0	0	0	0	0	0
1000	28	1	25	1	0	0	1	0	0	0	0	0	0	0
1100	77	0	70	3	0	0	4	0	0	0	0	0	0	0
1200	72	1	68	2	0	0	1	0	0	0	0	0	0	0
1300	65	3	59	2	0	0	1	0	0	0	0	0	0	0
1400	32	3	26	3	0	0	0	0	0	0	0	0	0	0
1500	39	2	30	5	0	1	1	0	0	0	0	0	0	0
1600	17	1	13	1	0	0	2	0	0	0	0	0	0	0
1700	28	1	22	3	0	0	2	0	0	0	0	0	0	0
1800	18	2	14	2	0	0	0	0	0	0	0	0	0	0
1900	24	1	21	1	0	0	0	0	1	0	0	0	0	0
2000	19	0	18	1	0	0	0	0	0	0	0	0	0	0
2100	4	0	3	1	0	0	0	0	0	0	0	0	0	0
2200	18	0	13	3	1	0	1	0	0	0	0	0	0	0
2300	1	0	1	0	0	0	0	0	0	0	0	0	0	0
07-19	429	16	369	31	0	1	12	0	0	0	0	0	0	0
06-22	478	17	413	34	0	1	12	0	1	0	0	0	0	0
06-00	497	17	427	37	1	1	13	0	1	0	0	0	0	0
00-00	516	18	440	39	2	1	15	0	1	0	0	0	0	0

Peak step 11:00 (77) AM Peak step 11:00 (77) PM Peak step 12:00 (72)

*** Monday, September 11, 2023**

Time	Total	Cls	Cls	Cls	Cls	Cls	Cls	Cls	Cls	Cls	Cls	Cls	Cls	Cls
<--		1	2	3	4	5	6	7	8	9	10	11	12	13
0000	4	0	4	0	0	0	0	0	0	0	0	0	0	0
0100	2	0	2	0	0	0	0	0	0	0	0	0	0	0
0200	3	0	1	2	0	0	0	0	0	0	0	0	0	0
0300	1	0	1	0	0	0	0	0	0	0	0	0	0	0
0400	3	0	3	0	0	0	0	0	0	0	0	0	0	0
0500	10	1	3	4	1	0	1	0	0	0	0	0	0	0
0600	15	0	10	3	2	0	0	0	0	0	0	0	0	0
0700	26	0	16	6	3	1	0	0	0	0	0	0	0	0
0800	45	4	26	10	2	3	0	0	0	0	0	0	0	0
0900	53	3	32	12	5	0	1	0	0	0	0	0	0	0
1000	30	1	17	10	2	0	0	0	0	0	0	0	0	0
1100	64	4	44	11	2	1	1	0	0	0	1	0	0	0
1200	51	1	39	10	0	0	1	0	0	0	0	0	0	0
1300	83	4	62	14	2	0	0	0	1	0	0	0	0	0
1400	90	3	65	17	4	1	0	0	0	0	0	0	0	0
1500	116	6	82	13	14	1	0	0	0	0	0	0	0	0
1600	193	1	154	14	23	1	0	0	0	0	0	0	0	0
1700	198	3	160	15	18	2	0	0	0	0	0	0	0	0
1800	90	4	67	6	12	1	0	0	0	0	0	0	0	0
1900	68	4	46	4	13	1	0	0	0	0	0	0	0	0
2000	46	1	30	5	9	0	1	0	0	0	0	0	0	0
2100	19	1	13	3	2	0	0	0	0	0	0	0	0	0
2200	23	0	19	3	1	0	0	0	0	0	0	0	0	0
2300	4	0	4	0	0	0	0	0	0	0	0	0	0	0
07-19	1039	34	764	138	87	11	3	0	1	0	1	0	0	0
06-22	1187	40	863	153	113	12	4	0	1	0	1	0	0	0
06-00	1214	40	886	156	114	12	4	0	1	0	1	0	0	0
00-00	1237	41	900	162	115	12	5	0	1	0	1	0	0	0

Peak step 17:00 (198) AM Peak step 11:00 (64) PM Peak step 17:00 (198)

*** Tuesday, September 12, 2023**

Time	Total	Cls	Cls	Cls	Cls	Cls	Cls	Cls	Cls	Cls	Cls	Cls	Cls	Cls
<--		1	2	3	4	5	6	7	8	9	10	11	12	13
0000	3	1	2	0	0	0	0	0	0	0	0	0	0	0
0100	2	0	1	1	0	0	0	0	0	0	0	0	0	0
0200	4	0	2	2	0	0	0	0	0	0	0	0	0	0
0300	4	0	2	2	0	0	0	0	0	0	0	0	0	0
0400	5	1	3	0	0	1	0	0	0	0	0	0	0	0
0500	8	0	5	3	0	0	0	0	0	0	0	0	0	0
0600	19	1	14	2	2	0	0	0	0	0	0	0	0	0
0700	48	2	36	5	4	1	0	0	0	0	0	0	0	0
0800	64	4	47	7	4	2	0	0	0	0	0	0	0	0
0900	57	2	37	11	6	1	0	0	0	0	0	0	0	0
1000	37	0	27	7	3	0	0	0	0	0	0	0	0	0
1100	69	2	56	8	3	0	0	0	0	0	0	0	0	0
1200	105	3	79	22	1	0	0	0	0	0	0	0	0	0
1300	70	1	54	13	1	0	0	0	0	1	0	0	0	0
1400	122	5	97	14	5	1	0	0	0	0	0	0	0	0
1500	183	5	146	19	11	2	0	0	0	0	0	0	0	0
1600	253	4	206	17	26	0	0	0	0	0	0	0	0	0
1700	329	6	282	19	21	1	0	0	0	0	0	0	0	0
1800	144	6	115	8	14	1	0	0	0	0	0	0	0	0
1900	92	3	70	5	13	1	0	0	0	0	0	0	0	0
2000	39	2	24	3	10	0	0	0	0	0	0	0	0	0
2100	28	0	25	1	2	0	0	0	0	0	0	0	0	0
2200	21	0	17	3	1	0	0	0	0	0	0	0	0	0
2300	22	2	14	6	0	0	0	0	0	0	0	0	0	0
07-19	1481	40	1182	150	99	9	0	0	0	1	0	0	0	0
06-22	1659	46	1315	161	126	10	0	0	0	1	0	0	0	0
06-00	1702	48	1346	170	127	10	0	0	0	1	0	0	0	0
00-00	1728	50	1361	178	127	11	0	0	0	1	0	0	0	0

Peak step 17:00 (329) AM Peak step 11:00 (69) PM Peak step 17:00 (329)

*** Wednesday, September 13, 2023**

Time	Total	Cls 1	Cls 2	Cls 3	Cls 4	Cls 5	Cls 6	Cls 7	Cls 8	Cls 9	Cls 10	Cls 11	Cls 12	Cls 13
<--		1	2	3	4	5	6	7	8	9	10	11	12	13
0000	3	1	2	0	0	0	0	0	0	0	0	0	0	0
0100	5	0	4	1	0	0	0	0	0	0	0	0	0	0
0200	5	0	4	0	0	1	0	0	0	0	0	0	0	0
0300	3	0	2	1	0	0	0	0	0	0	0	0	0	0
0400	4	1	3	0	0	0	0	0	0	0	0	0	0	0
0500	10	0	4	5	0	1	0	0	0	0	0	0	0	0
0600	23	0	14	6	2	0	1	0	0	0	0	0	0	0
0700	35	1	23	5	4	2	0	0	0	0	0	0	0	0
0800	61	5	38	12	4	1	1	0	0	0	0	0	0	0
0900	51	1	36	6	7	0	0	0	1	0	0	0	0	0
1000	53	3	35	13	1	1	0	0	0	0	0	0	0	0
1100	58	2	44	7	3	1	0	0	0	1	0	0	0	0
1200	70	2	59	9	0	0	0	0	0	0	0	0	0	0
1300	91	5	70	14	0	0	1	0	1	0	0	0	0	0
1400	127	3	101	18	3	1	0	0	1	0	0	0	0	0
1500	162	0	129	19	13	1	0	0	0	0	0	0	0	0
1600	274	4	217	25	28	0	0	0	0	0	0	0	0	0
1700	305	7	247	33	17	1	0	0	0	0	0	0	0	0
1800	179	2	151	10	15	1	0	0	0	0	0	0	0	0
1900	107	1	79	10	14	2	1	0	0	0	0	0	0	0
2000	57	0	44	4	9	0	0	0	0	0	0	0	0	0
2100	25	0	19	4	2	0	0	0	0	0	0	0	0	0
2200	27	0	21	5	1	0	0	0	0	0	0	0	0	0
2300	3	1	1	0	0	0	1	0	0	0	0	0	0	0
07-19	1466	35	1150	171	95	9	2	0	3	1	0	0	0	0
06-22	1678	36	1306	195	122	11	4	0	3	1	0	0	0	0
06-00	1708	37	1328	200	123	11	5	0	3	1	0	0	0	0
00-00	1738	39	1347	207	123	13	5	0	3	1	0	0	0	0

Peak step 17:00 (305) AM Peak step 8:00 (61) PM Peak step 17:00 (305)

*** Thursday, September 14, 2023**

Time	Total	Cls 1	Cls 2	Cls 3	Cls 4	Cls 5	Cls 6	Cls 7	Cls 8	Cls 9	Cls 10	Cls 11	Cls 12	Cls 13
<--		1	2	3	4	5	6	7	8	9	10	11	12	13
0000	5	1	2	1	0	0	1	0	0	0	0	0	0	0
0100	3	0	3	0	0	0	0	0	0	0	0	0	0	0
0200	3	0	3	0	0	0	0	0	0	0	0	0	0	0
0300	4	0	1	2	0	1	0	0	0	0	0	0	0	0
0400	10	1	4	5	0	0	0	0	0	0	0	0	0	0
0500	10	0	5	3	1	0	1	0	0	0	0	0	0	0
0600	22	1	14	5	2	0	0	0	0	0	0	0	0	0
0700	44	2	36	4	2	0	0	0	0	0	0	0	0	0
0800	52	5	29	13	2	2	1	0	0	0	0	0	0	0
0900	61	3	42	8	8	0	0	0	0	0	0	0	0	0
1000	55	2	35	12	5	1	0	0	0	0	0	0	0	0
1100	51	2	38	6	4	0	1	0	0	0	0	0	0	0
1200	78	3	62	12	1	0	0	0	0	0	0	0	0	0
1300	93	1	75	14	2	0	1	0	0	0	0	0	0	0
1400	120	4	98	13	4	1	0	0	0	0	0	0	0	0
1500	180	0	137	31	10	1	0	0	1	0	0	0	0	0
1600	271	5	218	22	25	1	0	0	0	0	0	0	0	0
1700	327	9	268	27	18	1	3	0	1	0	0	0	0	0
1800	157	1	129	13	13	1	0	0	0	0	0	0	0	0
1900	85	2	61	8	13	1	0	0	0	0	0	0	0	0
2000	51	1	36	5	8	0	1	0	0	0	0	0	0	0
2100	24	0	17	3	3	0	1	0	0	0	0	0	0	0
2200	11	0	9	1	1	0	0	0	0	0	0	0	0	0
2300	10	1	6	2	0	0	0	0	0	1	0	0	0	0
07-19	1489	37	1167	175	94	8	6	0	2	0	0	0	0	0
06-22	1671	41	1295	196	120	9	8	0	2	0	0	0	0	0
06-00	1692	42	1310	199	121	9	8	0	2	1	0	0	0	0
00-00	1727	44	1328	210	122	10	10	0	2	1	0	0	0	0

Peak step 17:00 (327) AM Peak step 9:00 (61) PM Peak step 17:00 (327)

*** Friday, September 15, 2023**

Time	Total	Cls	Cls	Cls	Cls	Cls	Cls	Cls	Cls	Cls	Cls	Cls	Cls	Cls
<--		1	2	3	4	5	6	7	8	9	10	11	12	13
0000	3	1	2	0	0	0	0	0	0	0	0	0	0	0
0100	2	0	1	1	0	0	0	0	0	0	0	0	0	0
0200	8	0	7	1	0	0	0	0	0	0	0	0	0	0
0300	3	0	1	2	0	0	0	0	0	0	0	0	0	0
0400	5	0	2	3	0	0	0	0	0	0	0	0	0	0
0500	8	0	4	4	0	0	0	0	0	0	0	0	0	0
0600	13	0	10	1	1	0	1	0	0	0	0	0	0	0
0700	24	0	18	5	1	0	0	0	0	0	0	0	0	0
0800	47	7	27	9	2	2	0	0	0	0	0	0	0	0
0900	40	2	24	9	4	1	0	0	0	0	0	0	0	0
1000	46	0	30	10	4	1	0	0	1	0	0	0	0	0
1100	60	0	44	13	2	1	0	0	0	0	0	0	0	0
1200	68	0	54	11	1	2	0	0	0	0	0	0	0	0
1300	85	2	65	14	1	2	0	0	1	0	0	0	0	0
1400	111	2	88	15	3	2	0	0	1	0	0	0	0	0
1500	118	3	92	12	11	0	0	0	0	0	0	0	0	0
1600	134	2	101	12	19	0	0	0	0	0	0	0	0	0
1700	122	5	91	12	13	1	0	0	0	0	0	0	0	0
1800	82	3	67	10	2	0	0	0	0	0	0	0	0	0
1900	58	1	49	5	1	0	2	0	0	0	0	0	0	0
2000	21	1	15	5	0	0	0	0	0	0	0	0	0	0
2100	48	0	43	2	0	0	3	0	0	0	0	0	0	0
2200	26	0	21	1	0	0	4	0	0	0	0	0	0	0
2300	9	1	4	3	0	0	1	0	0	0	0	0	0	0
07-19	937	26	701	132	63	12	0	0	3	0	0	0	0	0
06-22	1077	28	818	145	65	12	6	0	3	0	0	0	0	0
06-00	1112	29	843	149	65	12	11	0	3	0	0	0	0	0
00-00	1141	30	860	160	65	12	11	0	3	0	0	0	0	0

Peak step 16:00 (134) AM Peak step 11:00 (60) PM Peak step 16:00 (134)

*** Saturday, September 16, 2023**

Time	Total	Cls	Cls	Cls	Cls	Cls	Cls	Cls	Cls	Cls	Cls	Cls	Cls	Cls
<--		1	2	3	4	5	6	7	8	9	10	11	12	13
0000	3	0	3	0	0	0	0	0	0	0	0	0	0	0
0100	5	0	5	0	0	0	0	0	0	0	0	0	0	0
0200	2	0	2	0	0	0	0	0	0	0	0	0	0	0
0300	1	0	0	1	0	0	0	0	0	0	0	0	0	0
0400	0	0	0	0	0	0	0	0	0	0	0	0	0	0
0500	1	0	1	0	0	0	0	0	0	0	0	0	0	0
0600	3	0	2	1	0	0	0	0	0	0	0	0	0	0
0700	2	0	0	2	0	0	0	0	0	0	0	0	0	0
0800	10	1	5	4	0	0	0	0	0	0	0	0	0	0
0900	21	0	18	3	0	0	0	0	0	0	0	0	0	0
1000	13	1	9	2	0	0	0	0	1	0	0	0	0	0
1100	20	0	16	4	0	0	0	0	0	0	0	0	0	0
1200	25	3	20	1	0	0	1	0	0	0	0	0	0	0
1300	21	0	17	3	0	0	0	0	1	0	0	0	0	0
1400	34	0	30	4	0	0	0	0	0	0	0	0	0	0
1500	22	4	15	1	0	0	2	0	0	0	0	0	0	0
1600	28	1	23	3	0	0	1	0	0	0	0	0	0	0
1700	23	0	20	1	0	1	1	0	0	0	0	0	0	0
1800	42	1	35	3	0	0	3	0	0	0	0	0	0	0
1900	32	0	29	1	0	0	2	0	0	0	0	0	0	0
2000	30	2	26	1	0	0	1	0	0	0	0	0	0	0
2100	16	0	14	0	0	0	2	0	0	0	0	0	0	0
2200	9	0	7	1	0	0	1	0	0	0	0	0	0	0
2300	4	1	3	0	0	0	0	0	0	0	0	0	0	0
07-19	261	11	208	31	0	1	8	0	2	0	0	0	0	0
06-22	342	13	279	34	0	1	13	0	2	0	0	0	0	0
06-00	355	14	289	35	0	1	14	0	2	0	0	0	0	0
00-00	367	14	300	36	0	1	14	0	2	0	0	0	0	0

Peak step 18:00 (42) AM Peak step 9:00 (21) PM Peak step 18:00 (42)

*** Sunday, September 17, 2023**

Time	Total	Cls	Cls	Cls	Cls	Cls	Cls	Cls	Cls	Cls	Cls	Cls	Cls	Cls
<--		1	2	3	4	5	6	7	8	9	10	11	12	13
0000	6	0	5	0	0	0	1	0	0	0	0	0	0	0
0100	6	0	6	0	0	0	0	0	0	0	0	0	0	0
0200	18	0	15	3	0	0	0	0	0	0	0	0	0	0
0300	5	0	4	1	0	0	0	0	0	0	0	0	0	0
0400	27	1	21	3	0	0	2	0	0	0	0	0	0	0
0500	33	0	26	5	1	0	1	0	0	0	0	0	0	0
0600	78	1	67	10	0	0	0	0	0	0	0	0	0	0
0700	6	1	4	1	0	0	0	0	0	0	0	0	0	0
0800	8	0	7	1	0	0	0	0	0	0	0	0	0	0
0900	14	0	11	3	0	0	0	0	0	0	0	0	0	0
1000	30	1	24	4	0	0	1	0	0	0	0	0	0	0
1100	106	3	89	9	0	1	4	0	0	0	0	0	0	0
1200	65	3	53	4	0	0	5	0	0	0	0	0	0	0
1300	42	3	38	1	0	0	0	0	0	0	0	0	0	0
1400	33	1	28	2	0	0	2	0	0	0	0	0	0	0
1500	17	1	15	1	0	0	0	0	0	0	0	0	0	0
1600	54	0	47	0	0	0	7	0	0	0	0	0	0	0
1700	30	0	29	1	0	0	0	0	0	0	0	0	0	0
1800	18	1	17	0	0	0	0	0	0	0	0	0	0	0
1900	28	4	19	4	0	1	0	0	0	0	0	0	0	0
2000	17	1	16	0	0	0	0	0	0	0	0	0	0	0
2100	11	0	10	1	0	0	0	0	0	0	0	0	0	0
2200	10	1	8	1	0	0	0	0	0	0	0	0	0	0
2300	1	0	0	1	0	0	0	0	0	0	0	0	0	0
07-19	423	14	362	27	0	1	19	0	0	0	0	0	0	0
06-22	557	20	474	42	0	2	19	0	0	0	0	0	0	0
06-00	568	21	482	44	0	2	19	0	0	0	0	0	0	0
00-00	663	22	559	56	1	2	23	0	0	0	0	0	0	0

Peak step 11:00 (106) AM Peak step 11:00 (106) PM Peak step 12:00 (65)

***** SUPPLEMENTAL DATA *****

*** Monday, September 25, 2023**

Time	Total	Cls	Cls	Cls	Cls	Cls	Cls	Cls	Cls	Cls	Cls	Cls	Cls	Cls
<--		1	2	3	4	5	6	7	8	9	10	11	12	13
0000	3	0	3	0	0	0	0	0	0	0	0	0	0	0
0100	0	0	0	0	0	0	0	0	0	0	0	0	0	0
0200	1	0	1	0	0	0	0	0	0	0	0	0	0	0
0300	1	0	1	0	0	0	0	0	0	0	0	0	0	0
0400	7	1	5	1	0	0	0	0	0	0	0	0	0	0
0500	8	0	2	5	0	0	1	0	0	0	0	0	0	0
0600	16	0	10	4	2	0	0	0	0	0	0	0	0	0
0700	42	3	24	9	4	1	1	0	0	0	0	0	0	0
0800	54	4	35	11	3	1	0	0	0	0	0	0	0	0
0900	40	1	25	6	6	2	0	0	0	0	0	0	0	0
1000	35	1	22	11	1	0	0	0	0	0	0	0	0	0
1100	44	0	29	11	3	0	0	0	1	0	0	0	0	0
1200	63	1	48	12	0	2	0	0	0	0	0	0	0	0
1300	83	2	67	12	1	0	0	0	1	0	0	0	0	0
1400	98	4	77	11	5	0	0	0	1	0	0	0	0	0
1500	112	1	87	12	12	0	0	0	0	0	0	0	0	0
1600	156	2	111	14	29	0	0	0	0	0	0	0	0	0
1700	168	5	132	11	19	1	0	0	0	0	0	0	0	0
1800	101	4	74	9	14	0	0	0	0	0	0	0	0	0
1900	58	3	39	3	12	1	0	0	0	0	0	0	0	0
2000	36	4	21	3	8	0	0	0	0	0	0	0	0	0
2100	27	1	20	4	2	0	0	0	0	0	0	0	0	0
2200	16	0	14	1	1	0	0	0	0	0	0	0	0	0
2300	3	0	3	0	0	0	0	0	0	0	0	0	0	0
07-19	996	28	731	129	97	7	1	0	3	0	0	0	0	0
06-22	1133	36	821	143	121	8	1	0	3	0	0	0	0	0
06-00	1152	36	838	144	122	8	1	0	3	0	0	0	0	0
00-00	1172	37	850	150	122	8	2	0	3	0	0	0	0	0

Peak step 17:00 (168) AM Peak step 8:00 (54) PM Peak step 17:00 (168)

*** Tuesday, September 26, 2023**

Time	Total	Cls 1	Cls 2	Cls 3	Cls 4	Cls 5	Cls 6	Cls 7	Cls 8	Cls 9	Cls 10	Cls 11	Cls 12	Cls 13
<--		1	2	3	4	5	6	7	8	9	10	11	12	13
0000	2	1	1	0	0	0	0	0	0	0	0	0	0	0
0100	1	0	1	0	0	0	0	0	0	0	0	0	0	0
0200	9	0	8	1	0	0	0	0	0	0	0	0	0	0
0300	4	0	3	1	0	0	0	0	0	0	0	0	0	0
0400	9	1	4	1	0	2	1	0	0	0	0	0	0	0
0500	9	0	3	6	0	0	0	0	0	0	0	0	0	0
0600	16	0	13	2	1	0	0	0	0	0	0	0	0	0
0700	42	2	27	10	2	1	0	0	0	0	0	0	0	0
0800	67	6	43	14	4	0	0	0	0	0	0	0	0	0
0900	52	1	38	8	5	0	0	0	0	0	0	0	0	0
1000	38	1	31	4	2	0	0	0	0	0	0	0	0	0
1100	49	0	38	10	1	0	0	0	0	0	0	0	0	0
1200	89	4	74	11	0	0	0	0	0	0	0	0	0	0
1300	155	1	127	22	3	2	0	0	0	0	0	0	0	0
1400	128	3	100	22	3	0	0	0	0	0	0	0	0	0
1500	189	2	158	17	9	2	1	0	0	0	0	0	0	0
1600	270	6	219	23	22	0	0	0	0	0	0	0	0	0
1700	339	8	286	24	20	1	0	0	0	0	0	0	0	0
1800	175	9	138	14	13	1	0	0	0	0	0	0	0	0
1900	114	1	89	9	14	1	0	0	0	0	0	0	0	0
2000	54	1	41	3	9	0	0	0	0	0	0	0	0	0
2100	29	1	25	0	2	0	1	0	0	0	0	0	0	0
2200	25	0	22	1	1	0	1	0	0	0	0	0	0	0
2300	9	0	7	2	0	0	0	0	0	0	0	0	0	0
07-19	1593	43	1279	179	84	7	1	0	0	0	0	0	0	0
06-22	1806	46	1447	193	110	8	2	0	0	0	0	0	0	0
06-00	1840	46	1476	196	111	8	3	0	0	0	0	0	0	0
00-00	1874	48	1496	205	111	10	4	0	0	0	0	0	0	0

Peak step 17:00 (339) AM Peak step 8:00 (67) PM Peak step 17:00 (339)

*** Wednesday, September 27, 2023**

Time	Total	Cls 1	Cls 2	Cls 3	Cls 4	Cls 5	Cls 6	Cls 7	Cls 8	Cls 9	Cls 10	Cls 11	Cls 12	Cls 13
<--		1	2	3	4	5	6	7	8	9	10	11	12	13
0000	3	0	3	0	0	0	0	0	0	0	0	0	0	0
0100	4	0	4	0	0	0	0	0	0	0	0	0	0	0
0200	6	0	6	0	0	0	0	0	0	0	0	0	0	0
0300	4	0	2	2	0	0	0	0	0	0	0	0	0	0
0400	7	1	4	1	1	0	0	0	0	0	0	0	0	0
0500	15	0	4	9	0	0	2	0	0	0	0	0	0	0
0600	28	0	19	8	1	0	0	0	0	0	0	0	0	0
0700	49	0	35	9	4	1	0	0	0	0	0	0	0	0
0800	60	4	37	14	3	1	0	0	1	0	0	0	0	0
0900	53	0	35	10	5	2	0	0	1	0	0	0	0	0
1000	39	3	27	8	0	0	0	0	1	0	0	0	0	0
1100	65	1	48	12	4	0	0	0	0	0	0	0	0	0
1200	75	5	56	12	1	1	0	0	0	0	0	0	0	0
1300	93	4	73	15	1	0	0	0	0	0	0	0	0	0
1400	131	4	104	15	7	0	0	0	1	0	0	0	0	0
1500	174	5	135	21	13	0	0	0	0	0	0	0	0	0
1600	275	4	230	18	22	1	0	0	0	0	0	0	0	0
1700	322	15	268	16	21	1	0	0	0	0	0	1	0	0
1800	125	4	101	8	11	1	0	0	0	0	0	0	0	0
1900	96	3	68	9	15	1	0	0	0	0	0	0	0	0
2000	51	2	39	1	9	0	0	0	0	0	0	0	0	0
2100	32	2	25	2	2	0	1	0	0	0	0	0	0	0
2200	19	0	15	3	1	0	0	0	0	0	0	0	0	0
2300	4	1	3	0	0	0	0	0	0	0	0	0	0	0
07-19	1461	49	1149	158	92	8	0	0	4	0	0	1	0	0
06-22	1668	56	1300	178	119	9	1	0	4	0	0	1	0	0
06-00	1691	57	1318	181	120	9	1	0	4	0	0	1	0	0
00-00	1730	58	1341	193	121	9	3	0	4	0	0	1	0	0

Peak step 17:00 (322) AM Peak step 11:00 (65) PM Peak step 17:00 (322)

*** Thursday, September 28, 2023**

Time	Total	Cls	Cls	Cls	Cls	Cls	Cls	Cls	Cls	Cls	Cls	Cls	Cls	Cls
<--		1	2	3	4	5	6	7	8	9	10	11	12	13
0000	6	1	3	2	0	0	0	0	0	0	0	0	0	0
0100	2	0	2	0	0	0	0	0	0	0	0	0	0	0
0200	6	0	5	1	0	0	0	0	0	0	0	0	0	0
0300	2	0	1	1	0	0	0	0	0	0	0	0	0	0
0400	9	1	5	3	0	0	0	0	0	0	0	0	0	0
0500	12	0	5	4	1	1	1	0	0	0	0	0	0	0
0600	44	4	28	10	1	1	0	0	0	0	0	0	0	0
0700	59	0	46	7	4	2	0	0	0	0	0	0	0	0
0800	71	4	48	14	4	1	0	0	0	0	0	0	0	0
0900	43	1	29	8	4	1	0	0	0	0	0	0	0	0
1000	41	0	32	6	3	0	0	0	0	0	0	0	0	0
1100	71	4	56	9	2	0	0	0	0	0	0	0	0	0
1200	104	5	84	15	0	0	0	0	0	0	0	0	0	0
1300	106	3	82	20	1	0	0	0	0	0	0	0	0	0
1400	123	1	103	13	5	0	1	0	0	0	0	0	0	0
1500	179	2	155	12	9	1	0	0	0	0	0	0	0	0
1600	281	8	234	15	23	1	0	0	0	0	0	0	0	0
1700	305	4	264	18	17	2	0	0	0	0	0	0	0	0
1800	154	5	123	10	14	1	0	0	1	0	0	0	0	0
1900	105	0	79	10	16	0	0	0	0	0	0	0	0	0
2000	44	0	32	3	9	0	0	0	0	0	0	0	0	0
2100	30	0	26	2	2	0	0	0	0	0	0	0	0	0
2200	23	0	17	3	1	0	2	0	0	0	0	0	0	0
2300	35	1	25	8	0	0	1	0	0	0	0	0	0	0
07-19	1537	37	1256	147	86	9	1	0	1	0	0	0	0	0
06-22	1760	41	1421	172	114	10	1	0	1	0	0	0	0	0
06-00	1818	42	1463	183	115	10	4	0	1	0	0	0	0	0
00-00	1855	44	1484	194	116	11	5	0	1	0	0	0	0	0

Peak step 17:00 (305) AM Peak step 8:00 (71) PM Peak step 17:00 (305)

*** Friday, September 29, 2023**

Time	Total	Cls	Cls	Cls	Cls	Cls	Cls	Cls	Cls	Cls	Cls	Cls	Cls	Cls
<--		1	2	3	4	5	6	7	8	9	10	11	12	13
0000	8	1	6	1	0	0	0	0	0	0	0	0	0	0
0100	6	0	4	2	0	0	0	0	0	0	0	0	0	0
0200	4	0	4	0	0	0	0	0	0	0	0	0	0	0
0300	5	0	3	2	0	0	0	0	0	0	0	0	0	0
0400	1	0	0	0	0	0	1	0	0	0	0	0	0	0
0500	16	0	6	10	0	0	0	0	0	0	0	0	0	0
0600	16	0	10	5	1	0	0	0	0	0	0	0	0	0
0700	24	1	19	3	1	0	0	0	0	0	0	0	0	0
0800	41	5	25	9	2	0	0	0	0	0	0	0	0	0
0900	41	1	23	13	3	1	0	0	0	0	0	0	0	0
1000	51	1	34	12	4	0	0	0	0	0	0	0	0	0
1100	70	2	52	13	2	1	0	0	0	0	0	0	0	0
1200	65	3	49	11	1	1	0	0	0	0	0	0	0	0
1300	74	1	61	10	2	0	0	0	0	0	0	0	0	0
1400	101	1	84	12	3	1	0	0	0	0	0	0	0	0
1500	133	1	103	17	11	1	0	0	0	0	0	0	0	0
1600	127	2	95	11	19	0	0	0	0	0	0	0	0	0
1700	119	2	89	13	14	1	0	0	0	0	0	0	0	0
1800	85	3	66	11	2	0	3	0	0	0	0	0	0	0
1900	64	1	56	5	1	0	1	0	0	0	0	0	0	0
2000	22	1	17	3	0	0	1	0	0	0	0	0	0	0
2100	46	0	41	2	0	0	3	0	0	0	0	0	0	0
2200	16	0	15	0	0	0	1	0	0	0	0	0	0	0
2300	17	0	14	2	0	0	1	0	0	0	0	0	0	0
07-19	931	23	700	135	64	6	3	0	0	0	0	0	0	0
06-22	1079	25	824	150	66	6	8	0	0	0	0	0	0	0
06-00	1112	25	853	152	66	6	10	0	0	0	0	0	0	0
00-00	1152	26	876	167	66	6	11	0	0	0	0	0	0	0

Peak step 15:00 (133) AM Peak step 11:00 (70) PM Peak step 15:00 (133)

* Saturday, September 30, 2023

Time	Total	Cls	Cls	Cls	Cls	Cls	Cls	Cls	Cls	Cls	Cls	Cls	Cls	Cls
<--		1	2	3	4	5	6	7	8	9	10	11	12	13
0000	5	0	4	1	0	0	0	0	0	0	0	0	0	0
0100	3	0	2	1	0	0	0	0	0	0	0	0	0	0
0200	0	0	0	0	0	0	0	0	0	0	0	0	0	0
0300	1	0	1	0	0	0	0	0	0	0	0	0	0	0
0400	2	0	2	0	0	0	0	0	0	0	0	0	0	0
0500	3	0	3	0	0	0	0	0	0	0	0	0	0	0
0600	9	0	4	5	0	0	0	0	0	0	0	0	0	0
0700	4	0	3	1	0	0	0	0	0	0	0	0	0	0
0800	7	0	6	0	0	0	1	0	0	0	0	0	0	0
0900	13	0	12	1	0	0	0	0	0	0	0	0	0	0
1000	19	2	15	2	0	0	0	0	0	0	0	0	0	0
1100	17	2	12	2	0	0	1	0	0	0	0	0	0	0
1200	27	1	19	5	0	0	2	0	0	0	0	0	0	0
1300	37	2	27	8	0	0	0	0	0	0	0	0	0	0
1400	43	1	38	4	0	0	0	0	0	0	0	0	0	0
1500	21	0	21	0	0	0	0	0	0	0	0	0	0	0
1600	35	0	32	3	0	0	0	0	0	0	0	0	0	0
1700	34	1	30	2	0	0	1	0	0	0	0	0	0	0
1800	25	0	24	1	0	0	0	0	0	0	0	0	0	0
1900	21	1	15	5	0	0	0	0	0	0	0	0	0	0
2000	30	0	27	2	0	0	1	0	0	0	0	0	0	0
2100	36	0	31	0	0	0	5	0	0	0	0	0	0	0
2200	5	0	5	0	0	0	0	0	0	0	0	0	0	0
2300	4	0	3	1	0	0	0	0	0	0	0	0	0	0
07-19	282	9	239	29	0	0	5	0	0	0	0	0	0	0
06-22	378	10	316	41	0	0	11	0	0	0	0	0	0	0
06-00	387	10	324	42	0	0	11	0	0	0	0	0	0	0
00-00	401	10	336	44	0	0	11	0	0	0	0	0	0	0

Peak step 14:00 (43) AM Peak step 10:00 (19) PM Peak step 14:00 (43)

Traffic Data Service -- San Jose, CA

Event Counts

EventCount-918 -- English (ENU)

Datasets:

Site: [3] RENGSTORFF AVE BT US-101 NB RAMPS AND GARCIA AVE
Input A: 1 - North bound. - Lane= 0, Added to totals. (/2.000)
Input B: 0 - Unused or unknown. - Lane= 0, Excluded from totals.
Data type: Axle sensors - Separate (Count)

Profile:

Name: Default Profile
Scheme: Count events divided by setup divisor
Units: Non metric (ft, mi, ft/s, mph, lb, ton)

*** Sunday, September 10, 2023=2157, 15 minute drops**

0000	0100	0200	0300	0400	0500	0600	0700	0800	0900	1000	1100	1200	1300	1400	1500	1600	1700	1800	1900	2000	2100	2200	2300	
22	9	4	10	12	21	39	62	119	179	184	129	160	151	173	156	167	220	117	83	59	38	31	18	
8	3	0	2	3	3	10	18	27	43	46	46	40	31	55	48	27	74	26	20	23	7	10	8	3
8	3	3	1	6	3	4	11	32	43	42	24	42	40	38	34	49	55	32	22	17	9	10	5	2
5	1	0	4	0	5	8	5	20	46	42	30	39	45	39	41	51	50	30	22	10	11	7	1	3
2	2	1	3	3	10	17	28	40	47	54	30	39	36	42	33	41	42	30	20	10	11	4	4	1

AM Peak 1000 - 1100 (184), AM PHF=0.85 PM Peak 1700 - 1800 (220), PM PHF=0.75

*** Monday, September 11, 2023=6860, 15 minute drops**

0000	0100	0200	0300	0400	0500	0600	0700	0800	0900	1000	1100	1200	1300	1400	1500	1600	1700	1800	1900	2000	2100	2200	2300	
9	5	11	33	92	269	320	538	1131	1001	595	491	439	263	197	213	230	291	338	230	85	47	29	8	
3	4	2	4	9	39	69	86	186	288	191	123	119	70	48	50	37	73	74	75	24	13	10	2	1
2	0	3	3	13	53	83	103	277	237	174	107	113	80	36	68	51	64	92	77	19	12	9	3	4
3	1	6	12	26	70	75	174	334	243	120	135	112	64	47	43	69	59	98	46	20	13	7	3	4
1	0	0	14	44	108	94	176	335	234	111	127	95	50	67	53	74	95	74	33	22	9	3	0	5

AM Peak 0815 - 0915 (1234), AM PHF=0.92 PM Peak 1200 - 1300 (439), PM PHF=0.92

*** Tuesday, September 12, 2023=12663, 15 minute drops**

0000	0100	0200	0300	0400	0500	0600	0700	0800	0900	1000	1100	1200	1300	1400	1500	1600	1700	1800	1900	2000	2100	2200	2300	
14	10	8	29	111	254	414	711	1853	2408	1266	714	624	351	260	307	318	449	922	1108	185	129	120	103	
1	1	3	1	12	29	79	107	298	607	433	168	175	108	67	65	72	84	139	366	76	26	25	30	7
4	3	0	7	20	46	107	155	426	658	381	203	184	84	58	58	91	113	202	320	44	34	30	42	3
4	3	4	13	29	68	94	201	515	555	229	169	144	63	64	78	76	99	247	254	42	43	32	21	5
5	3	1	9	50	112	136	248	614	588	224	175	122	97	72	106	80	154	335	169	24	27	34	12	3

AM Peak 0845 - 0945 (2434), AM PHF=0.92 PM Peak 1845 - 1945 (1274), PM PHF=0.87

*** Wednesday, September 13, 2023=11837, 15 minute drops**

0000	0100	0200	0300	0400	0500	0600	0700	0800	0900	1000	1100	1200	1300	1400	1500	1600	1700	1800	1900	2000	2100	2200	2300	
18	9	5	34	102	262	410	763	1950	2305	1497	1175	851	424	233	286	299	306	397	255	115	81	43	20	
7	2	1	2	8	32	91	132	307	617	394	279	251	142	54	58	62	56	102	79	44	28	11	5	1
3	3	0	10	14	54	94	146	444	633	414	343	237	93	71	67	89	95	110	94	27	14	13	3	2
5	3	4	9	28	60	95	230	526	569	315	285	177	99	60	93	82	67	93	48	22	20	12	5	4
3	1	0	14	52	117	131	256	673	487	374	269	187	91	49	69	67	90	93	35	23	19	7	8	2

AM Peak 0845 - 0945 (2491), AM PHF=0.93 PM Peak 1200 - 1300 (851), PM PHF=0.85

*** Thursday, September 14, 2023=11227, 15 minute drops**

0000	0100	0200	0300	0400	0500	0600	0700	0800	0900	1000	1100	1200	1300	1400	1500	1600	1700	1800	1900	2000	2100	2200	2300	
9	8	12	30	112	250	430	772	1973	2236	1306	1016	638	394	234	294	288	374	310	282	132	80	35	16	
1	2	3	3	14	36	109	119	333	632	321	319	172	118	54	56	64	86	98	91	42	20	12	4	2
2	0	4	4	18	43	102	187	415	603	328	268	176	99	67	80	96	97	68	88	35	17	11	5	5
4	2	3	15	31	66	89	223	539	504	334	253	155	78	67	71	77	89	78	56	31	23	9	2	4
2	4	2	8	50	106	131	245	688	498	324	177	136	100	47	88	52	103	67	47	24	20	3	5	5

AM Peak 0830 - 0930 (2461), AM PHF=0.89 PM Peak 1200 - 1300 (638), PM PHF=0.91

*** Friday, September 15, 2023=6702, 15 minute drops**

0000	0100	0200	0300	0400	0500	0600	0700	0800	0900	1000	1100	1200	1300	1400	1500	1600	1700	1800	1900	2000	2100	2200	2300	
16	8	9	22	96	232	326	403	868	863	540	594	646	366	250	217	296	284	243	194	90	77	44	24	
2	2	2	0	11	37	83	61	164	257	143	119	187	145	49	59	66	64	60	49	33	23	15	5	6
5	0	3	3	15	35	91	91	214	214	143	184	154	79	79	44	66	64	63	39	24	9	10	6	8
4	4	2	13	26	54	63	103	247	213	138	132	162	71	68	52	66	72	69	49	19	22	8	9	2
5	2	2	6	44	107	90	149	244	180	116	160	143	73	55	64	99	85	52	58	15	24	11	4	3

AM Peak 0815 - 0915 (961), AM PHF=0.94 PM Peak 1200 - 1300 (646), PM PHF=0.86

*** Saturday, September 16, 2023=2492, 15 minute drops**

0000	0100	0200	0300	0400	0500	0600	0700	0800	0900	1000	1100	1200	1300	1400	1500	1600	1700	1800	1900	2000	2100	2200	2300	
19	8	8	7	16	33	64	124	169	158	243	182	184	156	229	191	238	100	124	92	63	42	19	30	
6	2	0	3	2	0	12	27	29	40	72	61	46	40	64	40	80	24	27	29	26	7	6	15	5
8	0	4	0	5	6	21	37	64	32	59	37	32	44	67	46	72	25	33	18	12	11	6	2	4
2	3	2	1	7	8	16	35	38	39	56	40	48	35	56	63	45	24	39	24	9	11	1	4	2
3	3	2	3	2	19	15	25	39	49	57	46	60	38	43	42	41	28	25	21	16	14	6	9	0

AM Peak 1000 - 1100 (243), AM PHF=0.84 PM Peak 1530 - 1630 (257), PM PHF=0.80

*** Sunday, September 17, 2023=2376, 15 minute drops**

0000	0100	0200	0300	0400	0500	0600	0700	0800	0900	1000	1100	1200	1300	1400	1500	1600	1700	1800	1900	2000	2100	2200	2300	
11	10	26	16	29	61	113	95	97	159	175	161	132	180	158	183	224	208	135	76	43	44	28	18	
5	0	3	5	2	10	24	21	19	51	32	44	23	35	45	43	60	51	31	20	11	10	6	3	2
4	4	6	1	8	20	17	35	20	37	40	46	42	38	37	46	52	48	36	16	15	6	8	12	3
2	5	12	4	9	12	36	16	28	35	55	37	38	46	37	48	46	45	38	20	7	13	6	3	4
0	1	5	6	10	20	37	23	31	37	48	34	30	62	40	48	67	65	31	21	11	15	8	0	0

AM Peak 1030 - 1130 (192), AM PHF=0.88 PM Peak 1600 - 1700 (224), PM PHF=0.84

*** Monday, September 18, 2023=7337, 15 minute drops**

0000	0100	0200	0300	0400	0500	0600	0700	0800	0900	1000	1100	1200	1300	1400	1500	1600	1700	1800	1900	2000	2100	2200	2300	
9	7	8	26	98	250	359	492	1142	1042	625	531	542	350	233	283	282	328	332	208	72	77	30	18	
2	4	1	4	20	35	84	101	213	339	191	113	156	91	54	41	59	82	91	61	17	22	10	4	3
3	2	3	5	16	50	96	95	279	288	155	135	152	104	59	68	63	57	98	76	21	15	7	6	1
4	0	3	12	26	56	77	133	316	223	155	122	118	76	55	85	76	89	75	47	19	23	7	4	4
0	2	1	7	37	110	102	163	335	192	125	162	117	80	66	90	84	100	69	25	15	17	6	4	1

AM Peak 0830 - 0930 (1277), AM PHF=0.94 PM Peak 1200 - 1300 (542), PM PHF=0.87

*** Tuesday, September 19, 2023=10431, 15 minute drops**

0000	0100	0200	0300	0400	0500	0600	0700	0800	0900	1000	1100	1200	1300	1400	1500	1600	1700	1800	1900	2000	2100	2200	2300	
9	8	11	27	100	263	396	736	1963	2268	1217	664	455	319	258	283	304	353	353	230	94	65	42	20	
3	2	3	4	14	41	90	128	319	645	371	164	124	74	60	65	68	77	77	66	28	12	15	8	5
1	0	4	5	14	45	86	182	428	604	309	178	114	89	57	61	87	75	113	78	23	24	12	4	4
4	6	1	9	30	66	87	174	562	531	278	169	113	81	64	72	73	93	82	53	24	13	10	3	6
1	0	3	10	43	112	133	252	654	489	260	155	104	75	78	86	76	109	82	34	20	17	5	5	2

AM Peak 0830 - 0930 (2464), AM PHF=0.94 PM Peak 1200 - 1300 (455), PM PHF=0.92

*** Wednesday, September 20, 2023=10583, 15 minute drops**

0000	0100	0200	0300	0400	0500	0600	0700	0800	0900	1000	1100	1200	1300	1400	1500	1600	1700	1800	1900	2000	2100	2200	2300	
17	4	9	30	105	265	404	707	2010	2334	1201	748	529	327	211	245	272	361	310	250	106	75	44	25	
5	0	1	5	10	42	86	124	318	669	367	168	156	107	57	48	49	70	86	60	26	19	13	6	11
4	1	4	2	14	40	98	166	457	622	360	229	125	58	62	75	93	90	63	71	34	20	8	5	5
6	3	3	10	32	59	92	186	594	510	264	186	137	90	43	56	64	93	72	65	20	17	12	7	6
2	0	1	14	50	124	128	232	642	534	210	166	111	72	49	67	67	108	89	54	27	20	12	7	9

AM Peak 0830 - 0930 (2526), AM PHF=0.94 PM Peak 1200 - 1300 (529), PM PHF=0.85

*** Thursday, September 21, 2023=10663, 15 minute drops**

0000	0100	0200	0300	0400	0500	0600	0700	0800	0900	1000	1100	1200	1300	1400	1500	1600	1700	1800	1900	2000	2100	2200	2300	
31	8	9	36	103	249	388	703	1863	2277	1153	707	553	380	281	340	352	384	336	261	115	80	45	16	
11	4	1	2	13	31	79	127	302	629	377	198	138	101	83	67	82	84	83	79	36	21	12	5	1
5	2	4	6	12	44	108	163	403	644	317	188	151	95	62	76	101	94	101	79	33	22	19	3	1
6	1	2	16	30	61	77	172	539	514	235	166	134	103	72	94	78	92	78	55	15	17	8	5	1
9	1	2	12	48	113	125	241	619	491	225	156	130	82	65	103	92	115	75	49	31	20	7	3	3

AM Peak 0830 - 0930 (2430), AM PHF=0.94 PM Peak 1200 - 1300 (553), PM PHF=0.91

*** Friday, September 22, 2023=6318, 15 minute drops**

0000	0100	0200	0300	0400	0500	0600	0700	0800	0900	1000	1100	1200	1300	1400	1500	1600	1700	1800	1900	2000	2100	2200	2300	
6	6	7	30	90	208	329	439	895	744	477	565	633	337	247	302	243	253	217	103	70	62	42	17	
1	2	1	0	6	30	75	86	180	197	128	103	186	111	64	71	55	66	57	35	24	17	11	8	2
1	4	4	3	10	30	80	94	227	206	115	144	173	100	64	70	62	52	60	26	15	5	11	4	6
1	0	1	13	24	49	60	129	256	173	122	151	143	64	62	70	63	55	56	25	13	16	12	2	4
3	1	1	14	51	100	114	131	232	169	114	168	131	62	57	92	63	81	44	18	18	25	8	3	1

AM Peak 0815 - 0915 (911), AM PHF=0.89 PM Peak 1200 - 1300 (633), PM PHF=0.85

*** Saturday, September 23, 2023=2318, 15 minute drops**

0000	0100	0200	0300	0400	0500	0600	0700	0800	0900	1000	1100	1200	1300	1400	1500	1600	1700	1800	1900	2000	2100	2200	2300	
13	17	13	6	14	67	80	50	180	182	173	180	185	158	176	181	168	153	132	81	40	41	26	10	
2	3	6	1	0	4	22	15	45	54	42	50	47	48	53	51	44	40	42	30	16	8	9	6	2
6	3	5	2	2	9	15	11	50	41	49	51	47	33	40	42	49	34	28	22	9	14	10	1	1
4	7	1	1	9	18	19	10	44	42	41	38	39	36	48	46	45	36	41	18	9	10	4	2	1
1	4	1	2	3	36	24	14	42	46	41	41	53	42	35	43	31	43	22	11	6	9	3	1	3

AM Peak 0815 - 0915 (189), AM PHF=0.88 PM Peak 1215 - 1315 (185), PM PHF=0.88

Traffic Data Service -- San Jose, CA Event Counts

EventCount-919 -- English (ENU)

Datasets:

Site: [3] RENGSTORFF AVE BT US-101 NB RAMPS AND GARCIA AVE
Input A: 3 - South bound. - Lane= 0, Added to totals. (/2.000)
Input B: 0 - Unused or unknown. - Lane= 0, Excluded from totals.
Data type: Axle sensors - Separate (Count)

Profile:

Name: Default Profile
Scheme: Count events divided by setup divisor
Units: Non metric (ft, mi, ft/s, mph, lb, ton)

*** Sunday, September 10, 2023=2286, 15 minute drops**

0000	0100	0200	0300	0400	0500	0600	0700	0800	0900	1000	1100	1200	1300	1400	1500	1600	1700	1800	1900	2000	2100	2200	2300	
24	17	14	9	9	8	22	26	37	109	122	182	243	201	173	142	154	157	163	234	95	74	57	20	
13	4	2	1	3	1	3	7	7	32	30	38	39	65	49	24	36	34	38	50	37	17	12	7	6
4	8	7	0	4	1	3	5	7	30	24	38	47	60	36	27	36	44	36	57	22	17	15	4	3
4	5	1	4	0	1	8	5	14	24	33	67	76	46	48	34	42	37	46	52	19	25	20	5	1
3	1	4	4	2	5	8	10	9	23	35	40	82	30	41	57	41	44	44	75	17	15	11	4	2

AM Peak 1145 - 1245 (201), AM PHF=0.66 PM Peak 1230 - 1330 (282), PM PHF=0.87

*** Monday, September 11, 2023=6997, 15 minute drops**

0000	0100	0200	0300	0400	0500	0600	0700	0800	0900	1000	1100	1200	1300	1400	1500	1600	1700	1800	1900	2000	2100	2200	2300	
12	8	30	9	16	43	80	151	184	237	215	244	390	477	543	712	843	932	629	632	293	199	96	26	
6	3	2	4	4	6	10	28	33	52	47	54	100	112	119	188	258	260	219	172	100	86	20	7	3
3	3	5	2	2	10	20	44	51	62	63	46	93	105	102	148	186	248	118	160	66	32	33	6	6
1	2	19	2	4	12	26	38	52	50	49	71	97	140	191	203	179	233	137	169	86	50	31	4	8
2	0	4	1	7	16	25	42	49	74	58	74	101	120	131	174	220	192	155	132	42	32	13	9	7

AM Peak 1145 - 1245 (363), AM PHF=0.91 PM Peak 1645 - 1745 (961), PM PHF=0.92

*** Tuesday, September 12, 2023=11465, 15 minute drops**

0000	0100	0200	0300	0400	0500	0600	0700	0800	0900	1000	1100	1200	1300	1400	1500	1600	1700	1800	1900	2000	2100	2200	2300	
24	18	39	1	35	46	97	174	243	308	321	289	401	566	744	1172	1506	1623	1036	968	415	281	297	866	
3	4	2	0	11	8	23	38	54	78	88	53	113	138	154	287	358	410	341	266	181	91	39	235	49
6	3	7	1	1	13	12	48	57	90	69	63	103	119	145	260	389	411	258	242	89	49	58	401	34
8	5	25	0	16	13	33	43	75	71	90	73	99	179	253	318	391	431	204	235	77	76	71	201	18
7	6	5	0	7	13	30	46	58	70	74	100	88	131	192	309	369	372	234	225	68	65	129	30	13

AM Peak 1145 - 1245 (414), AM PHF=0.92 PM Peak 1700 - 1800 (1623), PM PHF=0.94

*** Wednesday, September 13, 2023=10533, 15 minute drops**

0000	0100	0200	0300	0400	0500	0600	0700	0800	0900	1000	1100	1200	1300	1400	1500	1600	1700	1800	1900	2000	2100	2200	2300	
114	25	41	9	34	43	89	186	200	298	303	314	407	561	796	1109	1510	1623	1091	923	439	234	125	64	
49	6	2	4	1	12	18	36	48	62	84	71	96	142	182	272	351	385	323	237	155	62	32	28	4
34	4	8	1	3	5	18	50	42	80	82	57	99	114	161	254	364	458	272	242	100	74	33	17	11
18	12	24	1	19	15	25	50	56	66	71	83	99	175	245	279	390	407	238	244	120	54	41	11	3
13	3	7	3	11	11	29	51	55	91	66	103	114	131	210	304	405	374	259	202	65	45	19	9	5

AM Peak 1145 - 1245 (397), AM PHF=0.96 PM Peak 1645 - 1745 (1654), PM PHF=0.90

*** Thursday, September 14, 2023=10471, 15 minute drops**

0000	0100	0200	0300	0400	0500	0600	0700	0800	0900	1000	1100	1200	1300	1400	1500	1600	1700	1800	1900	2000	2100	2200	2300	
23	9	36	17	35	37	95	189	233	335	260	323	471	580	822	1162	1520	1616	1040	912	337	191	182	49	
4	2	5	5	6	7	17	41	47	76	63	72	133	123	178	289	351	433	343	228	111	81	62	11	4
11	1	4	4	3	7	11	31	57	79	73	68	110	137	181	256	396	424	244	237	74	25	77	18	8
3	2	24	6	19	12	32	51	60	89	78	86	116	183	249	321	384	407	208	266	94	52	35	9	3
5	4	4	2	7	12	36	67	70	92	46	98	112	137	215	298	390	353	246	181	58	35	9	11	5

AM Peak 1145 - 1245 (456), AM PHF=0.86 PM Peak 1645 - 1745 (1653), PM PHF=0.96

*** Friday, September 15, 2023=6646, 15 minute drops**

0000	0100	0200	0300	0400	0500	0600	0700	0800	0900	1000	1100	1200	1300	1400	1500	1600	1700	1800	1900	2000	2100	2200	2300	
20	10	32	13	40	37	83	113	149	245	226	318	480	698	674	760	737	727	444	359	165	158	119	43	
4	3	2	2	9	8	12	24	33	69	65	72	125	145	160	206	188	226	150	104	79	26	50	4	5
8	3	2	3	5	9	14	19	38	54	63	61	120	172	146	178	180	195	105	83	32	56	24	13	6
3	2	22	5	21	10	32	36	29	57	44	85	124	214	215	206	186	168	93	76	29	44	17	20	11
5	2	6	3	6	12	26	35	50	66	56	100	112	169	154	170	184	139	97	97	26	33	28	7	3

AM Peak 1145 - 1245 (469), AM PHF=0.94 PM Peak 1630 - 1730 (790), PM PHF=0.88

*** Saturday, September 16, 2023=2490, 15 minute drops**

0000	0100	0200	0300	0400	0500	0600	0700	0800	0900	1000	1100	1200	1300	1400	1500	1600	1700	1800	1900	2000	2100	2200	2300	
25	23	28	12	2	12	37	47	78	117	211	198	214	170	207	158	225	165	221	144	75	57	44	25	
5	5	0	1	0	2	1	13	9	18	41	58	41	54	42	32	50	44	37	37	30	13	9	8	13
6	3	9	0	0	2	7	10	29	25	46	37	34	35	49	38	44	47	51	38	14	16	6	5	5
11	13	16	7	1	2	20	7	27	44	63	49	89	42	65	43	79	41	76	30	9	14	11	6	4
3	2	3	4	1	6	9	17	14	30	62	56	52	40	52	46	52	34	57	39	22	14	18	6	3

AM Peak 1015 - 1115 (228), AM PHF=0.90 PM Peak 1230 - 1330 (228), PM PHF=0.64

*** Sunday, September 17, 2023=2305, 15 minute drops**

0000	0100	0200	0300	0400	0500	0600	0700	0800	0900	1000	1100	1200	1300	1400	1500	1600	1700	1800	1900	2000	2100	2200	2300	
25	14	14	14	3	8	24	9	44	109	135	177	198	211	159	152	221	188	178	192	68	66	61	39	
13	5	2	3	0	1	1	1	9	25	22	43	36	53	45	34	54	56	40	32	7	12	12	9	5
5	2	1	0	1	4	5	1	5	26	30	35	37	68	31	31	47	50	27	42	30	14	14	8	5
4	4	8	7	1	2	14	3	13	27	44	55	78	55	43	50	57	33	64	72	20	23	29	12	3
3	3	3	4	1	1	4	4	18	32	39	44	48	36	42	38	64	50	47	47	12	18	6	10	0

AM Peak 1145 - 1245 (194), AM PHF=0.62 PM Peak 1230 - 1330 (247), PM PHF=0.79

*** Monday, September 18, 2023=7223, 15 minute drops**

0000	0100	0200	0300	0400	0500	0600	0700	0800	0900	1000	1100	1200	1300	1400	1500	1600	1700	1800	1900	2000	2100	2200	2300	
13	16	18	10	23	42	89	138	213	256	212	225	442	516	573	693	874	970	668	651	264	195	86	41	
5	5	1	5	4	6	7	22	44	66	70	47	106	134	141	208	237	270	206	145	78	62	33	15	8
5	3	1	1	2	11	28	26	59	77	46	44	113	97	114	130	225	245	165	195	61	53	13	12	4
3	4	12	1	7	9	28	32	59	62	57	74	123	164	200	178	207	241	138	181	69	54	21	9	9
0	5	4	3	10	16	27	59	52	51	40	61	101	122	119	178	205	214	159	130	56	28	19	6	4

AM Peak 1145 - 1245 (402), AM PHF=0.82 PM Peak 1700 - 1800 (970), PM PHF=0.90

*** Tuesday, September 19, 2023=10429, 15 minute drops**

0000	0100	0200	0300	0400	0500	0600	0700	0800	0900	1000	1100	1200	1300	1400	1500	1600	1700	1800	1900	2000	2100	2200	2300	
25	15	34	10	33	42	84	173	227	280	286	289	424	654	777	1119	1535	1641	1090	888	392	250	123	43	
8	3	2	2	1	14	12	37	43	53	81	61	99	163	177	308	365	415	333	255	148	89	41	11	10
4	4	4	2	4	9	21	29	52	83	58	60	117	147	156	232	386	452	285	229	122	56	33	12	14
9	2	24	2	18	12	24	53	62	63	71	75	107	215	247	301	370	398	210	240	77	65	29	8	9
4	6	4	4	10	7	27	55	70	82	77	93	101	129	198	279	415	378	264	165	45	41	21	12	5

AM Peak 1145 - 1245 (416), AM PHF=0.89 PM Peak 1645 - 1745 (1679), PM PHF=0.93

*** Wednesday, September 20, 2023=10386, 15 minute drops**

0000	0100	0200	0300	0400	0500	0600	0700	0800	0900	1000	1100	1200	1300	1400	1500	1600	1700	1800	1900	2000	2100	2200	2300	
37	10	40	18	28	43	109	163	234	284	281	313	389	639	784	1071	1559	1617	1138	842	374	227	151	41	
10	1	4	2	1	11	10	29	59	65	78	69	103	145	160	281	356	427	338	256	123	80	53	9	15
14	2	8	3	3	5	18	41	53	70	76	74	93	163	177	213	417	448	288	201	91	50	29	10	20
9	4	27	2	17	13	39	45	49	69	73	94	96	185	248	298	391	408	256	240	99	70	45	13	12
5	3	1	11	7	15	43	48	74	80	54	76	98	147	200	280	396	335	256	145	61	28	25	9	16

AM Peak 1145 - 1245 (367), AM PHF=0.89 PM Peak 1645 - 1745 (1678), PM PHF=0.94

*** Thursday, September 21, 2023=10530, 15 minute drops**

0000	0100	0200	0300	0400	0500	0600	0700	0800	0900	1000	1100	1200	1300	1400	1500	1600	1700	1800	1900	2000	2100	2200	2300	
62	20	36	7	34	37	100	167	244	315	304	338	448	567	753	1206	1531	1701	1097	846	305	226	158	31	
15	6	1	0	4	9	22	27	53	81	74	64	128	122	168	306	393	422	365	248	108	73	60	12	9
20	8	3	1	3	12	17	43	56	72	79	66	101	149	149	259	391	451	253	250	91	41	33	7	1
12	2	26	0	21	8	34	44	72	80	74	101	98	180	238	308	390	413	240	213	57	62	48	7	7
16	4	6	6	6	9	28	54	64	82	78	107	121	116	198	334	358	415	240	135	50	50	17	5	4

AM Peak 1130 - 1230 (437), AM PHF=0.85 PM Peak 1700 - 1800 (1701), PM PHF=0.94

*** Friday, September 22, 2023=6353, 15 minute drops**

0000	0100	0200	0300	0400	0500	0600	0700	0800	0900	1000	1100	1200	1300	1400	1500	1600	1700	1800	1900	2000	2100	2200	2300	
21	14	33	5	34	35	85	136	167	240	247	275	480	696	610	740	674	647	441	293	188	128	105	65	
9	6	2	1	5	12	13	33	34	75	69	72	116	161	140	199	180	211	153	80	73	43	32	20	6
1	3	4	0	2	6	15	26	43	50	58	53	127	160	157	159	171	182	103	60	31	22	23	12	10
7	2	21	2	17	7	33	35	44	54	52	61	121	208	180	218	163	132	102	86	44	31	33	20	7
4	4	6	2	10	11	25	43	48	62	69	90	117	168	134	164	161	123	83	67	40	33	17	13	6

AM Peak 1145 - 1245 (453), AM PHF=0.89 PM Peak 1500 - 1600 (740), PM PHF=0.85

*** Saturday, September 23, 2023=2301, 15 minute drops**

0000	0100	0200	0300	0400	0500	0600	0700	0800	0900	1000	1100	1200	1300	1400	1500	1600	1700	1800	1900	2000	2100	2200	2300	
29	33	29	3	6	12	35	27	56	90	210	146	194	162	193	146	162	162	179	150	146	65	54	20	
6	3	8	1	1	2	12	9	10	22	32	38	50	48	41	44	38	42	51	46	27	22	17	6	2
10	3	7	0	1	1	3	5	10	31	45	44	44	29	42	27	48	45	41	27	44	15	9	4	3
7	19	11	2	2	5	13	8	17	16	82	40	53	46	59	37	35	38	50	40	41	17	17	6	2
6	8	3	0	2	4	7	5	19	21	52	24	47	39	52	39	41	38	38	37	34	11	11	4	6

AM Peak 1015 - 1115 (216), AM PHF=0.66 PM Peak 1415 - 1515 (195), PM PHF=0.83

Traffic Data Service -- San Jose, CA

Event Counts

EventCount-951 -- English (ENU)

Datasets:

Site: [4] SHORELINE BLVD BT LA AVENIDA AND PEAR AVE
Input A: 1 - North bound. - Lane= 0, Added to totals. (/2.000)
Input B: 0 - Unused or unknown. - Lane= 0, Excluded from totals.
Data type: Axle sensors - Separate (Count)

Profile:

Name: Default Profile
Scheme: Count events divided by setup divisor
Units: Non metric (ft, mi, ft/s, mph, lb, ton)

*** Sunday, September 10, 2023=6919, 15 minute drops**

0000	0100	0200	0300	0400	0500	0600	0700	0800	0900	1000	1100	1200	1300	1400	1500	1600	1700	1800	1900	2000	2100	2200	2300
79	41	46	31	43	100	144	222	252	423	549	407	440	577	574	435	483	439	532	344	244	276	162	80
23	4	13	3	12	6	26	43	45	74	194	107	101	139	156	118	133	96	134	97	75	62	53	18
18	17	12	9	8	16	29	46	55	97	130	103	104	144	145	122	112	105	137	98	58	66	48	22
20	12	7	6	9	39	33	72	64	110	111	88	129	160	156	103	128	113	131	80	49	59	32	24
19	9	15	13	14	39	56	62	89	143	115	110	107	135	118	93	111	126	131	69	63	90	29	17

AM Peak 0945 - 1045 (577), AM PHF=0.75 PM Peak 1330 - 1430 (595), PM PHF=0.93

*** Monday, September 11, 2023=14614, 15 minute drops**

0000	0100	0200	0300	0400	0500	0600	0700	0800	0900	1000	1100	1200	1300	1400	1500	1600	1700	1800	1900	2000	2100	2200	2300
45	42	33	58	234	682	974	1053	1761	1643	1033	998	901	612	509	636	826	603	655	414	348	289	177	96
10	14	4	9	15	96	230	208	341	486	276	236	230	164	131	116	212	137	163	113	96	66	62	27
12	9	8	11	34	120	231	260	441	463	277	260	232	174	124	141	227	149	179	116	87	58	44	29
13	10	8	24	63	192	229	274	481	347	210	244	250	122	125	173	214	161	162	97	91	70	47	19
10	11	13	14	122	274	285	311	498	348	271	259	190	153	130	207	175	158	151	88	75	96	25	22

AM Peak 0830 - 0930 (1927), AM PHF=0.97 PM Peak 1200 - 1300 (901), PM PHF=0.90

*** Tuesday, September 12, 2023=19285, 15 minute drops**

0000	0100	0200	0300	0400	0500	0600	0700	0800	0900	1000	1100	1200	1300	1400	1500	1600	1700	1800	1900	2000	2100	2200	2300
59	40	35	86	240	704	1128	1393	2082	2069	1888	1336	1056	733	617	707	795	928	1133	1086	427	380	220	149
20	14	5	13	20	99	257	266	501	506	532	362	245	223	142	157	189	216	249	304	128	78	69	45
8	9	8	17	27	145	300	309	538	521	515	286	240	178	172	175	190	212	295	369	89	95	68	48
16	7	9	28	67	211	247	377	514	522	448	330	294	166	136	173	211	232	257	242	113	94	43	28
15	11	14	29	126	250	325	441	529	521	394	359	278	167	168	203	206	268	333	172	98	114	41	29

AM Peak 0915 - 1015 (2095), AM PHF=0.99 PM Peak 1830 - 1930 (1262), PM PHF=0.86

*** Wednesday, September 13, 2023=16999, 15 minute drops**

0000	0100	0200	0300	0400	0500	0600	0700	0800	0900	1000	1100	1200	1300	1400	1500	1600	1700	1800	1900	2000	2100	2200	2300
65	38	40	59	231	708	1072	1390	2045	2108	1320	992	1026	811	559	677	669	730	779	574	428	373	212	99
21	6	8	8	22	115	247	269	523	510	445	281	254	232	128	146	160	173	205	133	122	83	60	25
12	10	7	13	26	132	247	307	504	511	328	231	274	212	151	185	172	158	205	146	116	95	65	30
18	9	11	20	57	195	255	354	502	544	290	234	252	193	126	158	177	180	194	138	102	80	46	27
14	14	16	18	127	267	323	461	517	544	257	247	247	174	155	189	161	219	176	159	88	115	41	18

AM Peak 0900 - 1000 (2108), AM PHF=0.97 PM Peak 1200 - 1300 (1026), PM PHF=0.94

*** Thursday, September 14, 2023=17276, 15 minute drops**

0000	0100	0200	0300	0400	0500	0600	0700	0800	0900	1000	1100	1200	1300	1400	1500	1600	1700	1800	1900	2000	2100	2200	2300
52	39	49	61	242	697	1093	1378	2033	2057	1504	1325	1123	821	568	622	685	752	779	502	328	292	180	100
13	7	10	10	28	106	272	252	500	540	406	344	322	245	146	154	168	178	183	150	97	65	52	40
13	11	6	13	30	136	282	327	486	511	420	327	252	209	127	159	186	158	216	125	69	61	65	20
14	11	17	21	66	200	235	361	515	521	353	321	257	208	145	149	168	199	206	119	84	67	36	22
12	10	16	18	119	256	301	439	534	485	326	333	263	160	151	160	164	218	175	109	79	100	27	19

AM Peak 0845 - 0945 (2106), AM PHF=0.97 PM Peak 1200 - 1300 (1123), PM PHF=0.80

*** Friday, September 15, 2023=14803, 15 minute drops**

0000	0100	0200	0300	0400	0500	0600	0700	0800	0900	1000	1100	1200	1300	1400	1500	1600	1700	1800	1900	2000	2100	2200	2300
66	44	48	60	244	632	916	970	1541	1387	972	1200	1190	756	614	663	654	560	609	500	366	436	233	147
18	9	11	15	22	85	222	196	338	375	257	213	322	216	156	146	186	136	139	146	110	92	70	41
19	13	7	9	30	114	243	232	389	373	249	282	297	194	162	137	176	121	168	144	101	109	66	41
14	12	13	23	61	175	223	261	403	301	223	348	274	192	128	171	150	172	132	116	76	122	56	42
16	10	17	14	131	259	229	282	412	339	244	358	298	154	169	209	142	131	171	95	80	114	43	25

AM Peak 0815 - 0915 (1578), AM PHF=0.96 PM Peak 1200 - 1300 (1190), PM PHF=0.92

*** Saturday, September 16, 2023=7188, 15 minute drops**

0000	0100	0200	0300	0400	0500	0600	0700	0800	0900	1000	1100	1200	1300	1400	1500	1600	1700	1800	1900	2000	2100	2200	2300
81	51	55	37	50	150	246	192	284	331	382	445	441	544	456	585	563	440	505	447	296	304	190	119
31	16	12	8	7	12	67	52	56	68	100	112	100	114	120	126	163	119	131	126	81	59	53	30
16	11	12	12	6	20	56	47	75	67	83	114	126	125	116	141	161	110	117	109	71	65	62	22
21	8	17	11	8	56	62	41	81	75	89	110	101	147	115	137	129	103	128	116	79	85	36	32
14	16	15	6	29	62	62	52	73	121	110	110	115	159	106	182	111	109	130	96	65	96	40	36

AM Peak 1045 - 1145 (445), AM PHF=0.98 PM Peak 1530 - 1630 (642), PM PHF=0.88

*** Sunday, September 17, 2023=6362, 15 minute drops**

0000	0100	0200	0300	0400	0500	0600	0700	0800	0900	1000	1100	1200	1300	1400	1500	1600	1700	1800	1900	2000	2100	2200	2300	
79	52	40	32	36	86	111	198	257	361	440	397	460	543	421	472	430	443	415	355	268	274	137	62	
28	13	12	9	10	5	19	31	53	68	147	93	115	129	104	120	122	118	104	117	72	68	42	18	15
19	16	18	11	10	13	19	47	60	72	93	99	113	136	104	101	110	117	108	80	59	67	42	24	13
17	11	3	4	4	29	34	58	58	86	85	99	107	150	104	121	101	111	106	100	75	63	23	13	14
16	12	8	8	12	39	39	63	86	136	117	107	126	128	110	131	98	98	98	59	62	76	31	8	11

AM Peak 0930 - 1030 (460), AM PHF=0.78 PM Peak 1300 - 1400 (543), PM PHF=0.90

*** Monday, September 18, 2023=13874, 15 minute drops**

0000	0100	0200	0300	0400	0500	0600	0700	0800	0900	1000	1100	1200	1300	1400	1500	1600	1700	1800	1900	2000	2100	2200	2300	
53	30	33	64	236	589	920	1022	1767	2164	1058	951	865	621	478	539	580	596	598	406	316	302	162	90	
15	9	10	17	13	87	219	202	367	490	279	221	222	173	130	120	146	144	128	117	101	70	61	26	11
13	5	4	10	32	106	212	215	435	382	273	211	220	163	107	137	139	161	158	104	81	81	46	25	18
14	8	9	18	59	157	243	271	487	375	262	249	212	146	111	135	152	152	164	93	69	66	20	26	17
11	8	10	19	133	240	247	336	478	357	245	271	212	140	131	148	144	140	149	92	66	86	35	15	16

AM Peak 0815 - 0915 (1890), AM PHF=0.96 PM Peak 1200 - 1300 (865), PM PHF=0.98

*** Tuesday, September 19, 2023=12591, 15 minute drops**

0000	0100	0200	0300	0400	0500	0600	0700	0800	0900	1000	1100	1200	1300	1400	1500	1600	1700	1800	1900	2000	2100	2200	2300	
62	32	41	76	234	667	1042	1224	2052	2129	1058	1388	1252	701	0	0	0	0	0	0	0	0	0	0	
11	7	5	11	18	100	243	219	487	531	429	350	330	257	0	0	0	0	0	0	0	0	0	0	0
18	8	10	22	32	124	247	279	517	559	462	317	301	236	0	0	0	0	0	0	0	0	0	0	0
17	9	12	21	72	158	253	314	547	502	378	347	281	188	0	0	0	0	0	0	0	0	0	0	0
16	8	14	22	113	285	300	413	502	537	428	374	340	21	0	0	0	0	0	0	0	0	0	0	0

AM Peak 0830 - 0930 (2138), AM PHF=0.96 PM Peak 1200 - 1300 (1252), PM PHF=0.92

*** Wednesday, September 20, 2023=3, 15 minute drops**

0000	0100	0200	0300	0400	0500	0600	0700	0800	0900	1000	1100	1200	1300	1400	1500	1600	1700	1800	1900	2000	2100	2200	2300	
0	0	0	0	0	0	0	0	0	2	0	0	0	0	0	0	0	0	0	1	0	0	0	0	
0	0	0	0	0	0	0	0	0	0	0	0	0	0	0	0	0	0	0	0	0	0	0	0	0
0	0	0	0	0	0	0	0	0	0	0	0	0	0	0	0	0	0	0	0	0	0	0	0	0
0	0	0	0	0	0	0	0	0	0	0	0	0	0	0	0	0	0	0	0	1	0	0	0	0
0	0	0	0	0	0	0	0	0	2	0	0	0	0	0	0	0	0	0	0	0	0	0	0	0

AM Peak 0900 - 1000 (2), AM PHF=0.25 PM Peak 1845 - 1945 (1), PM PHF=0.25

*** Thursday, September 21, 2023=8536, 15 minute drops**

0000	0100	0200	0300	0400	0500	0600	0700	0800	0900	1000	1100	1200	1300	1400	1500	1600	1700	1800	1900	2000	2100	2200	2300	
0	0	0	0	0	0	0	0	1	3	0	1041	1141	823	685	775	865	994	805	489	302	313	194	107	
0	0	0	0	0	0	0	0	0	0	0	2	344	241	165	169	210	250	182	148	99	67	67	36	10
0	0	0	0	0	0	0	0	0	1	0	323	288	195	170	217	215	251	254	132	78	74	37	21	11
0	0	0	0	0	0	0	0	1	2	0	394	262	184	153	171	235	243	194	104	53	82	47	26	11
0	0	0	0	0	0	0	0	0	0	0	323	248	204	198	218	206	250	176	106	73	92	44	24	10

AM Peak 1115 - 1215 (1383), AM PHF=0.88 PM Peak 1200 - 1300 (1141), PM PHF=0.83

*** Friday, September 22, 2023=14843, 15 minute drops**

0000	0100	0200	0300	0400	0500	0600	0700	0800	0900	1000	1100	1200	1300	1400	1500	1600	1700	1800	1900	2000	2100	2200	2300	
42	39	44	77	247	641	1060	1005	1542	1343	1043	1138	1240	788	587	712	630	595	619	470	250	347	268	120	
10	7	18	11	22	103	243	213	327	368	253	226	329	203	158	183	180	163	126	109	85	54	82	33	30
11	13	10	19	25	104	280	209	425	355	260	279	356	200	152	177	170	127	164	126	67	70	65	32	25
11	13	4	24	67	163	228	267	381	302	261	330	294	209	135	167	142	169	168	113	44	102	71	30	17
10	6	13	24	133	273	310	317	410	319	270	304	261	177	143	186	139	137	161	123	54	121	51	26	25

AM Peak 0815 - 0915 (1583), AM PHF=0.93 PM Peak 1200 - 1300 (1240), PM PHF=0.87

*** Saturday, September 23, 2023=7338, 15 minute drops**

0000	0100	0200	0300	0400	0500	0600	0700	0800	0900	1000	1100	1200	1300	1400	1500	1600	1700	1800	1900	2000	2100	2200	2300	
96	53	47	38	58	151	268	258	332	361	495	449	479	582	499	507	472	439	488	440	281	274	178	99	
30	13	8	10	7	17	61	72	63	81	130	114	101	124	113	138	127	99	103	121	89	54	42	23	18
25	20	12	8	9	17	59	62	79	76	112	94	128	157	119	123	121	126	99	118	61	54	49	34	14
17	14	12	9	18	46	54	55	87	90	112	115	129	136	128	126	107	94	154	109	71	78	51	23	11
25	7	16	11	24	71	95	70	103	115	142	126	122	166	139	121	118	121	133	93	60	89	36	19	14

AM Peak 1000 - 1100 (495), AM PHF=0.87 PM Peak 1300 - 1400 (582), PM PHF=0.88

***** SUPPLEMENTAL DATA *****

*** Sunday, September 24, 2023=6688, 15 minute drops**

0000	0100	0200	0300	0400	0500	0600	0700	0800	0900	1000	1100	1200	1300	1400	1500	1600	1700	1800	1900	2000	2100	2200	2300	
56	45	29	33	31	115	160	355	341	345	485	430	423	606	434	514	460	418	435	356	206	206	149	61	
18	8	6	5	12	8	37	46	124	81	153	109	107	120	124	133	112	102	100	109	61	42	57	20	14
14	14	11	7	5	17	46	67	99	72	111	110	83	134	108	105	132	101	95	102	45	42	30	20	12
11	14	3	10	4	38	38	107	64	66	109	106	93	171	95	147	116	114	117	83	59	73	31	5	4
14	9	10	12	10	52	39	136	55	127	113	106	141	182	108	130	100	102	124	63	42	50	32	17	13

AM Peak 0945 - 1045 (499), AM PHF=0.81 PM Peak 1315 - 1415 (610), PM PHF=0.84

*** Monday, September 25, 2023=257, 15 minute drops**

0000	0100	0200	0300	0400	0500	0600	0700	0800	0900	1000	1100	1200	1300	1400	1500	1600	1700	1800	1900	2000	2100	2200	2300
42	36	41	59	80	0	0	0	0	0	0	0	0	0	0	0	0	0	0	0	0	0	0	0
14	8	6	9	15	0	0	0	0	0														

*** Tuesday, September 26, 2023=4916, 15 minute drops**

0000	0100	0200	0300	0400	0500	0600	0700	0800	0900	1000	1100	1200	1300	1400	1500	1600	1700	1800	1900	2000	2100	2200	2300	
0	0	0	0	0	0	0	0	0	0	0	0	0	0	0	278	688	694	821	895	682	289	311	167	92
0	0	0	0	0	0	0	0	0	0	0	0	0	0	0	131	161	198	198	218	100	62	53	34	12
0	0	0	0	0	0	0	0	0	0	0	0	0	0	0	175	179	184	217	191	63	70	42	23	13
0	0	0	0	0	0	0	0	0	0	0	0	0	0	122	180	190	216	215	155	69	72	34	16	11
0	0	0	0	0	0	0	0	0	0	0	0	0	0	156	203	165	224	266	118	58	108	39	19	17

AM Peak 0000 - 0100 (0), AM PHF=-nan(ind) PM Peak 1815 - 1915 (915), PM PHF=0.86

*** Wednesday, September 27, 2023=18068, 15 minute drops**

0000	0100	0200	0300	0400	0500	0600	0700	0800	0900	1000	1100	1200	1300	1400	1500	1600	1700	1800	1900	2000	2100	2200	2300	
53	50	44	67	249	659	1057	1460	2195	2265	1706	1466	1006	742	579	690	709	863	826	568	274	289	148	109	
12	17	6	6	14	94	242	295	503	560	452	397	232	199	140	146	158	233	185	146	82	77	45	37	19
13	10	8	14	29	133	254	314	541	563	453	375	273	187	138	183	189	212	216	161	85	73	38	24	10
11	10	13	23	62	150	252	376	562	544	388	370	254	191	144	169	201	185	211	125	51	75	33	29	9
17	13	18	24	144	282	309	476	589	599	413	325	247	166	158	194	162	234	216	136	57	64	33	19	21

AM Peak 0830 - 0930 (2273), AM PHF=0.97 PM Peak 1200 - 1300 (1006), PM PHF=0.92

*** Thursday, September 28, 2023=20885, 15 minute drops**

0000	0100	0200	0300	0400	0500	0600	0700	0800	0900	1000	1100	1200	1300	1400	1500	1600	1700	1800	1900	2000	2100	2200	2300	
58	35	55	69	250	617	1079	1319	2116	2193	1651	1360	1030	778	717	832	955	1234	1537	1611	380	353	331	329	
19	11	10	15	17	95	246	256	493	529	435	328	257	205	159	190	206	267	320	401	142	81	91	78	70
10	9	13	12	32	125	258	266	541	558	426	351	276	209	181	210	233	294	390	457	81	70	71	83	49
9	5	18	19	72	147	223	347	541	569	393	348	255	171	173	200	266	305	404	350	71	81	81	97	31
21	10	15	24	129	251	353	450	543	537	398	334	243	194	205	233	251	368	423	404	87	121	89	71	30

AM Peak 0845 - 0945 (2198), AM PHF=0.97 PM Peak 1830 - 1930 (1685), PM PHF=0.92

*** Friday, September 29, 2023=15770, 15 minute drops**

0000	0100	0200	0300	0400	0500	0600	0700	0800	0900	1000	1100	1200	1300	1400	1500	1600	1700	1800	1900	2000	2100	2200	2300	
180	88	55	79	250	623	976	998	1511	1151	1082	1143	1086	730	673	774	725	878	1026	678	302	323	233	212	
70	17	13	14	24	102	235	220	346	286	278	239	325	224	147	160	199	195	269	236	71	59	65	58	33
49	28	12	21	34	100	262	245	399	301	269	303	244	184	159	221	191	209	257	171	84	66	65	59	23
31	26	17	23	63	149	245	242	389	262	269	296	261	148	160	195	191	232	244	162	72	84	48	61	23
30	17	14	22	129	272	235	292	378	303	267	305	257	175	208	198	144	243	256	110	76	115	55	35	14

AM Peak 0800 - 0900 (1511), AM PHF=0.95 PM Peak 1200 - 1300 (1086), PM PHF=0.84

*** Saturday, September 30, 2023=6761, 15 minute drops**

0000	0100	0200	0300	0400	0500	0600	0700	0800	0900	1000	1100	1200	1300	1400	1500	1600	1700	1800	1900	2000	2100	2200	2300	
93	55	50	28	48	139	246	239	256	313	391	477	421	540	482	487	460	436	441	368	257	251	178	111	
33	15	11	3	3	8	54	52	49	71	99	111	84	104	107	125	144	113	92	106	70	63	44	23	22
23	11	14	13	14	22	54	60	60	67	98	125	121	117	105	119	109	115	99	79	71	52	58	38	13
23	13	19	5	13	56	62	64	72	71	85	121	96	157	143	115	95	96	123	109	47	66	42	23	12
14	17	7	8	18	53	77	64	76	106	110	121	120	163	128	129	114	113	127	74	69	71	35	29	9

AM Peak 1100 - 1200 (477), AM PHF=0.95 PM Peak 1315 - 1415 (543), PM PHF=0.83

Traffic Data Service -- San Jose, CA Event Counts

EventCount-969 -- English (ENU)

Datasets:

Site: [4] SHORELINE BLVD BT LA AVENIDA AND PEAR AVE
Input A: 1 - North bound. - Lane= 0, Added to totals. (/2.000)
Input B: 0 - Unused or unknown. - Lane= 0, Excluded from totals.
Data type: Axle sensors - Separate (Count)

Profile:

Name: Default Profile
Scheme: Count events divided by setup divisor
Units: Non metric (ft, mi, ft/s, mph, lb, ton)

*** Tuesday, October 3, 2023=17589, 15 minute drops**

0000	0100	0200	0300	0400	0500	0600	0700	0800	0900	1000	1100	1200	1300	1400	1500	1600	1700	1800	1900	2000	2100	2200	2300	
47	40	48	66	256	661	1071	1254	2082	2213	1757	1288	1005	741	518	806	751	791	740	596	323	285	184	72	
12	10	12	9	32	101	244	231	471	550	521	343	270	211	118	157	186	186	200	188	104	71	62	26	17
14	14	6	16	28	134	249	270	543	564	449	287	250	197	143	209	174	176	194	176	78	58	49	21	17
9	8	9	23	66	182	269	324	542	556	396	320	251	160	112	194	205	212	164	123	74	64	39	14	6
12	8	22	19	131	245	310	429	527	544	392	338	234	174	145	248	186	218	182	109	68	93	35	12	7

AM Peak 0900 - 1000 (2213), AM PHF=0.98 PM Peak 1200 - 1300 (1005), PM PHF=0.93

Traffic Data Service -- San Jose, CA

Event Counts

EventCount-950 -- English (ENU)

Datasets:

Site: [4] SHORELINE BLVD BT LA AVENIDA AND PEAR AVE
Input A: 3 - South bound. - Lane= 0, Added to totals. (/2.000)
Input B: 0 - Unused or unknown. - Lane= 0, Excluded from totals.
Data type: Axle sensors - Separate (Count)

Profile:

Name: Default Profile
Scheme: Count events divided by setup divisor
Units: Non metric (ft, mi, ft/s, mph, lb, ton)

*** Sunday, September 10, 2023=5858, 15 minute drops**

0000	0100	0200	0300	0400	0500	0600	0700	0800	0900	1000	1100	1200	1300	1400	1500	1600	1700	1800	1900	2000	2100	2200	2300	
241	126	55	20	20	28	78	88	150	242	378	428	454	405	366	446	479	435	363	266	277	190	123		
67	25	21	5	10	6	9	15	29	47	57	73	108	118	110	94	100	115	97	92	82	69	61	29	28
57	55	20	5	4	4	9	21	38	63	63	87	114	106	94	74	97	77	100	86	73	86	39	27	27
50	37	7	6	2	8	34	25	47	52	65	98	93	118	93	87	127	122	106	102	44	75	56	27	9
67	9	7	4	4	10	26	27	36	44	58	120	115	113	109	112	123	166	133	84	67	47	35	40	20

AM Peak 1130 - 1230 (439), AM PHF=0.91 PM Peak 1730 - 1830 (483), PM PHF=0.73

*** Monday, September 11, 2023=11255, 15 minute drops**

0000	0100	0200	0300	0400	0500	0600	0700	0800	0900	1000	1100	1200	1300	1400	1500	1600	1700	1800	1900	2000	2100	2200	2300	
84	40	55	24	41	90	182	284	365	389	388	437	639	795	898	1256	1226	1169	876	812	522	353	222	115	
28	8	9	5	8	9	24	50	63	97	94	99	132	207	197	337	311	327	237	251	169	133	82	31	28
27	19	10	6	7	23	33	58	82	97	105	99	166	149	200	220	270	319	191	196	138	82	49	37	24
9	10	20	8	13	29	74	85	107	95	102	114	169	249	298	365	344	270	214	196	112	74	59	27	15
20	3	16	5	13	29	52	93	113	100	87	126	172	190	203	335	301	254	235	173	103	64	32	21	26

AM Peak 1145 - 1245 (593), AM PHF=0.88 PM Peak 1630 - 1730 (1291), PM PHF=0.94

*** Tuesday, September 12, 2023=16347, 15 minute drops**

0000	0100	0200	0300	0400	0500	0600	0700	0800	0900	1000	1100	1200	1300	1400	1500	1600	1700	1800	1900	2000	2100	2200	2300	
93	45	41	24	69	119	227	311	386	444	471	519	733	950	1110	1554	1673	1806	1290	1300	696	686	706	1099	
28	14	5	7	7	18	31	60	86	107	113	110	178	225	238	407	362	453	344	381	249	193	154	316	100
24	19	10	5	12	29	62	80	92	102	115	98	182	207	219	312	443	485	330	302	186	194	157	361	41
15	5	18	8	24	35	71	83	115	111	135	133	186	274	356	429	417	450	304	296	132	179	147	242	32
26	7	8	4	26	37	63	89	94	124	109	179	188	245	298	407	451	419	313	322	130	120	248	180	47

AM Peak 1145 - 1245 (724), AM PHF=0.98 PM Peak 1645 - 1745 (1839), PM PHF=0.95

*** Wednesday, September 13, 2023=14405, 15 minute drops**

0000	0100	0200	0300	0400	0500	0600	0700	0800	0900	1000	1100	1200	1300	1400	1500	1600	1700	1800	1900	2000	2100	2200	2300	
220	105	37	27	47	104	217	292	399	453	470	441	628	866	1051	1563	1656	1743	1281	1262	623	470	287	167	
100	18	7	4	5	21	25	64	92	118	128	94	150	178	213	422	359	420	345	342	207	147	88	44	21
41	43	13	6	7	28	44	71	101	92	112	105	181	196	243	324	443	473	306	314	169	138	69	41	19
32	26	11	6	17	30	92	84	114	129	136	110	151	273	325	435	401	442	323	330	139	102	82	48	14
47	18	6	11	18	25	57	74	93	114	96	133	147	220	270	383	454	408	307	277	109	84	49	34	26

AM Peak 1145 - 1245 (614), AM PHF=0.85 PM Peak 1645 - 1745 (1789), PM PHF=0.95

*** Thursday, September 14, 2023=14269, 15 minute drops**

0000	0100	0200	0300	0400	0500	0600	0700	0800	0900	1000	1100	1200	1300	1400	1500	1600	1700	1800	1900	2000	2100	2200	2300	
80	47	39	23	66	123	219	327	376	466	470	477	741	942	1147	1504	1645	1797	1304	1106	566	392	246	172	
21	19	3	8	15	27	32	78	88	122	111	88	173	227	254	434	370	480	356	302	203	140	55	54	39
19	6	7	5	8	34	39	82	78	110	121	101	192	203	235	346	405	498	296	267	144	98	62	44	23
14	13	24	4	29	32	83	88	84	121	130	151	189	284	359	400	391	454	317	296	128	101	91	34	19
26	9	5	6	14	30	65	81	126	113	109	139	188	229	299	324	481	365	335	242	91	53	38	40	23

AM Peak 1145 - 1245 (692), AM PHF=0.90 PM Peak 1645 - 1745 (1912), PM PHF=0.96

*** Friday, September 15, 2023=11853, 15 minute drops**

0000	0100	0200	0300	0400	0500	0600	0700	0800	0900	1000	1100	1200	1300	1400	1500	1600	1700	1800	1900	2000	2100	2200	2300	
103	56	61	16	73	77	207	261	355	404	436	498	867	1226	1154	1237	1039	1062	775	604	343	465	307	231	
39	20	12	3	16	14	36	51	80	103	115	99	193	273	285	342	250	308	210	160	117	80	72	50	64
23	16	16	6	6	17	48	62	81	103	97	110	210	320	241	263	276	315	192	156	83	136	52	93	19
19	15	18	2	26	21	69	87	89	88	105	119	217	319	387	359	262	239	216	169	72	141	114	52	32
23	6	15	5	25	26	55	63	106	110	119	171	248	315	241	273	252	201	158	120	72	108	71	36	13

AM Peak 1145 - 1245 (790), AM PHF=0.91 PM Peak 1315 - 1415 (1238), PM PHF=0.97

*** Saturday, September 16, 2023=5872, 15 minute drops**

0000	0100	0200	0300	0400	0500	0600	0700	0800	0900	1000	1100	1200	1300	1400	1500	1600	1700	1800	1900	2000	2100	2200	2300	
128	109	54	17	24	21	87	112	136	196	257	312	429	378	405	406	381	359	423	480	253	463	230	218	
64	58	14	4	9	4	8	30	28	45	58	67	117	118	82	80	106	87	116	105	94	59	52	43	43
19	21	14	3	2	4	13	28	43	70	65	70	113	91	109	99	94	95	97	127	65	142	35	80	53
32	14	13	6	5	5	39	26	20	36	67	88	106	85	97	100	93	85	111	147	49	172	83	41	33
13	16	13	4	8	8	28	30	45	45	68	87	94	85	118	127	89	92	99	101	46	91	61	55	31

AM Peak 1145 - 1245 (422), AM PHF=0.90 PM Peak 1900 - 2000 (480), PM PHF=0.82

* Sunday, September 17, 2023=5233, 15 minute drops

0000	0100	0200	0300	0400	0500	0600	0700	0800	0900	1000	1100	1200	1300	1400	1500	1600	1700	1800	1900	2000	2100	2200	2300	
159	76	25	22	15	21	60	53	85	177	244	351	404	359	378	404	441	380	431	410	210	254	148	131	
43	36	10	8	9	4	6	10	16	37	44	59	122	89	71	100	118	101	98	119	59	42	40	38	20
53	18	6	5	1	2	9	6	17	44	58	97	105	109	129	79	95	89	116	100	51	87	37	44	16
33	12	4	6	3	11	27	13	28	51	70	99	97	80	96	89	134	97	121	108	46	79	41	33	16
31	10	5	3	2	4	18	24	24	45	73	96	80	81	83	137	95	93	97	84	55	47	30	16	3

AM Peak 1130 - 1230 (421), AM PHF=0.86 PM Peak 1545 - 1645 (483), PM PHF=0.88

* Monday, September 18, 2023=11063, 15 minute drops

0000	0100	0200	0300	0400	0500	0600	0700	0800	0900	1000	1100	1200	1300	1400	1500	1600	1700	1800	1900	2000	2100	2200	2300	
55	36	61	23	39	81	190	238	351	390	415	461	686	794	929	1148	1171	1212	894	815	413	329	225	113	
20	19	7	6	13	17	24	46	93	109	98	111	184	193	207	325	264	323	241	260	138	92	57	34	18
16	6	16	2	12	16	46	51	78	77	109	117	150	185	202	234	264	335	179	211	102	82	50	23	17
16	7	26	10	6	23	63	73	88	105	115	119	173	240	297	325	293	289	265	189	106	97	82	35	10
3	4	12	5	9	26	57	68	93	100	94	115	181	177	224	265	351	266	210	156	69	58	36	21	10

AM Peak 1145 - 1245 (620), AM PHF=0.84 PM Peak 1630 - 1730 (1301), PM PHF=0.93

* Tuesday, September 19, 2023=4401, 15 minute drops

0000	0100	0200	0300	0400	0500	0600	0700	0800	0900	1000	1100	1200	1300	1400	1500	1600	1700	1800	1900	2000	2100	2200	2300	
54	40	52	30	55	88	196	276	394	434	434	531	712	915	185	1	0	1	4	0	0	1	1	0	
18	14	5	6	12	12	27	44	89	106	88	118	158	199	185	0	0	0	0	0	0	0	0	0	0
17	7	16	3	5	20	40	62	98	81	109	121	183	206	0	0	0	0	2	0	0	0	0	0	0
10	9	19	12	18	30	69	101	86	125	136	136	189	269	1	0	0	1	2	0	0	1	1	0	0
10	11	12	9	20	26	60	71	122	123	101	157	182	242	0	1	0	0	0	0	0	0	0	0	0

AM Peak 1145 - 1245 (687), AM PHF=0.91 PM Peak 1300 - 1400 (915), PM PHF=0.85

* Wednesday, September 20, 2023=6, 15 minute drops

0000	0100	0200	0300	0400	0500	0600	0700	0800	0900	1000	1100	1200	1300	1400	1500	1600	1700	1800	1900	2000	2100	2200	2300	
0	0	0	0	0	0	0	0	0	0	0	0	0	1	0	1	1	0	2	0	0	2	0	0	
0	0	0	0	0	0	0	0	0	0	0	0	0	0	0	0	0	0	0	0	0	0	0	0	0
0	0	0	0	0	0	0	0	0	0	0	0	0	0	0	1	0	0	0	0	0	0	0	0	0
0	0	0	0	0	0	0	0	0	0	0	0	0	0	0	0	1	0	2	0	0	2	0	0	0
0	0	0	0	0	0	0	0	0	0	0	0	0	1	0	0	0	0	0	0	0	0	0	0	0

AM Peak 0000 - 0100 (0), AM PHF=-nan(ind) PM Peak 1745 - 1845 (2), PM PHF=0.25

* Thursday, September 21, 2023=13556, 15 minute drops

0000	0100	0200	0300	0400	0500	0600	0700	0800	0900	1000	1100	1200	1300	1400	1500	1600	1700	1800	1900	2000	2100	2200	2300	
0	0	0	0	0	0	0	0	0	0	0	534	778	1073	1313	1656	1783	2018	1433	1298	752	458	290	174	
0	0	0	0	0	0	0	0	0	0	0	46	188	253	282	423	369	510	431	336	219	146	62	56	27
0	0	0	0	0	0	0	0	0	0	0	148	202	228	283	348	466	556	318	377	255	129	78	54	22
0	0	0	0	0	0	0	0	0	0	0	160	211	343	415	453	458	478	377	333	163	106	81	41	11
0	0	0	0	0	0	0	0	0	0	0	180	178	250	334	433	491	475	308	252	116	78	69	24	7

AM Peak 1145 - 1245 (780), AM PHF=0.93 PM Peak 1645 - 1745 (2034), PM PHF=0.92

* Friday, September 22, 2023=12198, 15 minute drops

0000	0100	0200	0300	0400	0500	0600	0700	0800	0900	1000	1100	1200	1300	1400	1500	1600	1700	1800	1900	2000	2100	2200	2300	
67	46	62	21	62	96	244	354	420	458	480	565	886	1280	1302	1203	1071	1028	752	603	309	434	286	173	
27	20	11	6	15	15	49	69	80	110	122	120	221	282	337	330	295	306	227	224	94	57	77	39	37
22	9	9	0	6	27	38	94	95	112	114	120	203	301	277	253	270	265	172	137	72	117	63	50	15
11	9	28	9	25	26	89	89	112	133	141	144	231	387	427	335	241	212	207	143	80	118	85	46	52
7	8	15	6	16	28	69	103	134	104	104	182	231	311	261	285	267	245	146	100	64	143	62	38	30

AM Peak 1145 - 1245 (837), AM PHF=0.91 PM Peak 1345 - 1445 (1352), PM PHF=0.79

* Saturday, September 23, 2023=5936, 15 minute drops

0000	0100	0200	0300	0400	0500	0600	0700	0800	0900	1000	1100	1200	1300	1400	1500	1600	1700	1800	1900	2000	2100	2200	2300	
133	85	48	17	27	22	74	105	123	176	248	337	377	426	506	371	397	470	514	472	278	374	212	151	
37	43	14	8	7	8	9	31	35	39	54	79	73	106	105	121	82	92	120	134	82	73	72	49	23
15	11	11	4	5	6	12	27	25	40	81	75	94	116	141	68	84	135	127	122	67	101	53	49	12
52	14	14	4	7	6	33	21	22	44	52	101	120	99	130	88	117	101	135	116	68	88	60	26	44
30	17	9	1	9	2	21	26	41	54	61	82	91	105	131	95	115	143	132	101	62	112	29	27	34

AM Peak 1145 - 1245 (368), AM PHF=0.77 PM Peak 1815 - 1915 (527), PM PHF=0.98

*** SUPPLEMENTAL DATA ***

* Sunday, September 24, 2023=5163, 15 minute drops

0000	0100	0200	0300	0400	0500	0600	0700	0800	0900	1000	1100	1200	1300	1400	1500	1600	1700	1800	1900	2000	2100	2200	2300	
113	61	23	5	16	16	69	53	83	156	228	367	336	388	373	401	475	401	477	408	181	277	146	114	
23	34	8	1	5	5	7	8	21	37	57	80	80	94	90	89	128	79	110	140	61	52	39	27	16
12	9	8	3	5	2	14	14	22	44	43	90	84	113	95	98	126	83	139	102	35	73	39	28	15
44	10	3	0	2	7	30	7	20	38	61	100	98	91	83	95	110	107	126	99	50	96	49	27	19
34	8	4	1	4	3	18	24	20	38	68	98	75	91	106	119	112	132	102	68	36	56	19	33	9

AM Peak 1115 - 1215 (368), AM PHF=0.92 PM Peak 1745 - 1845 (507), PM PHF=0.91

* Monday, September 25, 2023=11015, 15 minute drops

0000	0100	0200	0300	0400	0500	0600	0700	0800	0900	1000	1100	1200	1300	1400	1500	1600	1700	1800	1900	2000	2100	2200	2300	
59	29	49	28	54	89	183	308	368	407	455	447	667	858	929	1158	1147	1127	892	821	330	342	176	99	
16	9	7	11	15	18	20	50	83	105	125	79	146	207	229	296	254	348	229	258	106	90	38	27	14
15	10	9	4	3	22	37	57	89	101	102	106	145	199	194	252	284	305	215	219	90	94	39	31	13
19	4	27	6	13	20	64	125	101	96	116	130	181	265	284	367	293	238	233	193	86	100	65	22	25
9	6	7	8	23	30	62	76	96	106	112	132	195	187	222	244	317	237	215	151	48	58	34	20	17

AM Peak 1145 - 1245 (604), AM PHF=0.84 PM Peak 1630 - 1730 (1262), PM PHF=0.91

* Tuesday, September 26, 2023=15592, 15 minute drops

0000	0100	0200	0300	0400	0500	0600	0700	0800	0900	1000	1100	1200	1300	1400	1500	1600	1700	1800	1900	2000	2100	2200	2300	
69	31	52	30	51	96	202	319	422	465	505	524	639	948	1345	1697	1861	1943	1445	1395	587	600	244	127	
14	11	9	8	10	11	27	46	78	122	143	120	149	185	278	449	439	485	402	401	186	147	75	26	21
13	8	12	8	2	19	40	72	106	108	105	114	171	212	303	365	503	532	348	391	141	195	66	35	21
25	8	23	7	20	41	75	90	106	129	134	142	163	284	436	434	434	479	337	316	126	149	68	29	37
17	5	8	8	19	26	62	111	132	107	123	148	157	267	328	450	486	448	359	288	135	110	37	38	22

AM Peak 1145 - 1245 (630), AM PHF=0.92 PM Peak 1645 - 1745 (1981), PM PHF=0.93

* Wednesday, September 27, 2023=15219, 15 minute drops

0000	0100	0200	0300	0400	0500	0600	0700	0800	0900	1000	1100	1200	1300	1400	1500	1600	1700	1800	1900	2000	2100	2200	2300	
101	53	58	13	63	97	216	333	441	507	482	506	710	1032	1202	1619	1715	1898	1393	1295	626	454	266	145	
21	18	11	4	9	17	28	67	100	113	109	106	186	251	274	455	413	501	373	360	207	145	52	43	17
21	15	16	1	9	18	47	75	117	114	109	97	160	250	246	341	435	564	319	333	159	131	66	30	34
37	9	20	4	29	36	85	102	100	147	151	164	166	297	378	440	408	428	357	328	143	105	86	36	23
22	12	11	4	17	26	58	89	125	134	114	140	198	234	305	383	459	406	344	274	117	74	62	37	14

AM Peak 1145 - 1245 (652), AM PHF=0.88 PM Peak 1645 - 1745 (1951), PM PHF=0.87

* Thursday, September 28, 2023=17504, 15 minute drops

0000	0100	0200	0300	0400	0500	0600	0700	0800	0900	1000	1100	1200	1300	1400	1500	1600	1700	1800	1900	2000	2100	2200	2300	
87	36	52	30	63	79	215	333	413	468	546	603	795	1021	1213	1722	1733	1750	1249	1174	600	576	1028	1734	
17	12	9	10	19	16	20	62	89	112	131	136	181	236	275	422	430	466	309	311	222	162	136	344	267
34	8	11	10	6	14	46	75	99	123	120	131	209	251	248	412	410	498	321	359	162	139	165	489	177
23	7	26	1	22	24	89	80	96	122	173	150	202	288	368	444	407	408	292	259	116	117	315	483	120
14	9	6	9	16	26	60	107	130	112	123	187	204	247	322	445	487	379	329	246	100	159	413	419	93

AM Peak 1145 - 1245 (778), AM PHF=0.93 PM Peak 1645 - 1745 (1858), PM PHF=0.93

* Friday, September 29, 2023=13818, 15 minute drops

0000	0100	0200	0300	0400	0500	0600	0700	0800	0900	1000	1100	1200	1300	1400	1500	1600	1700	1800	1900	2000	2100	2200	2300	
657	194	75	35	70	111	205	273	362	374	482	581	896	1197	1219	1252	1173	1012	731	581	373	370	541	1060	
267	47	18	12	9	24	32	48	90	92	108	135	207	299	249	359	318	292	189	179	124	105	100	210	86
177	40	22	9	13	21	41	66	84	88	101	126	222	266	290	257	316	271	173	169	87	68	125	375	47
120	59	21	8	27	22	66	79	93	94	145	148	243	351	412	357	288	224	199	129	88	101	165	320	29
93	49	15	6	22	44	66	81	96	101	128	172	225	283	269	279	251	226	171	105	75	97	152	155	57

AM Peak 1145 - 1245 (843), AM PHF=0.87 PM Peak 1415 - 1515 (1329), PM PHF=0.81

* Saturday, September 30, 2023=5694, 15 minute drops

0000	0100	0200	0300	0400	0500	0600	0700	0800	0900	1000	1100	1200	1300	1400	1500	1600	1700	1800	1900	2000	2100	2200	2300	
218	143	63	26	26	30	74	100	119	191	230	321	394	366	443	435	431	393	404	312	204	356	251	169	
86	72	19	3	2	6	10	28	26	44	47	67	90	101	100	104	113	123	96	98	49	69	79	58	18
47	28	16	10	12	10	9	21	21	39	49	87	107	76	120	88	106	99	103	85	47	70	57	36	29
29	17	17	4	8	10	31	18	44	47	65	78	114	85	107	142	113	81	62	75	62	68	58	50	13
57	26	11	9	4	5	25	34	29	61	70	90	84	105	116	101	100	91	143	55	46	149	58	26	39

AM Peak 1145 - 1245 (400), AM PHF=0.88 PM Peak 1530 - 1630 (462), PM PHF=0.81

Traffic Data Service -- San Jose, CA Event Counts

EventCount-970 -- English (ENU)

Datasets:

Site: [4] SHORELINE BLVD BT LA AVENIDA AND PEAR AVE
Input A: 3 - South bound. - Lane= 0, Added to totals. (/2.000)
Input B: 0 - Unused or unknown. - Lane= 0, Excluded from totals.
Data type: Axle sensors - Separate (Count)

Profile:

Name: Default Profile
Scheme: Count events divided by setup divisor
Units: Non metric (ft, mi, ft/s, mph, lb, ton)

* Tuesday, October 3, 2023=14384, 15 minute drops

0000	0100	0200	0300	0400	0500	0600	0700	0800	0900	1000	1100	1200	1300	1400	1500	1600	1700	1800	1900	2000	2100	2200	2300	
52	28	51	10	64	87	197	279	387	439	476	469	670	985	1163	1647	1748	1795	1344	1199	507	405	242	145	
19	9	7	2	5	14	29	50	85	108	114	102	151	251	246	428	396	474	371	390	181	127	73	33	23
13	5	11	3	16	22	35	72	104	106	131	102	175	194	252	356	446	492	323	339	105	76	54	30	11
8	10	26	2	18	27	70	77	89	106	132	131	164	290	391	475	438	427	314	275	137	87	73	48	13
12	4	7	3	26	24	64	80	110	119	99	135	181	251	275	389	469	403	337	195	84	116	43	34	20

AM Peak 1145 - 1245 (624), AM PHF=0.89 PM Peak 1630 - 1730 (1872), PM PHF=0.95

Traffic Data Service -- San Jose, CA Class Report

CustomList-922 -- English (ENU)

Datasets:

Site: [5] LA AVENIDA BT SHORELINE BLVD AND INIGO WAY
Data type: Axle sensors - Paired (Class/Speed/Count)

Profile:

Included classes: 1, 2, 3, 4, 5, 6, 7, 8, 9, 10, 11, 12, 13
Speed range: 0 - 100 mph.
Direction: West (bound), P = West, Lane = 0-16
Name: Default Profile
Scheme: Vehicle classification (Scheme F)
Units: Non metric (ft, mi, ft/s, mph, lb, ton)

Column Legend:

0 [Time] 24-hour time (0000 - 2359)
1 [Total] Number in time step
2 [Cls] Class totals

*** Sunday, September 10, 2023**

Time	Total	Cls 1	Cls 2	Cls 3	Cls 4	Cls 5	Cls 6	Cls 7	Cls 8	Cls 9	Cls 10	Cls 11	Cls 12	Cls 13
<--		1	2	3	4	5	6	7	8	9	10	11	12	13
0000	27	0	25	1	0	1	0	0	0	0	0	0	0	0
0100	12	0	10	2	0	0	0	0	0	0	0	0	0	0
0200	8	0	8	0	0	0	0	0	0	0	0	0	0	0
0300	9	0	8	1	0	0	0	0	0	0	0	0	0	0
0400	17	0	9	4	0	3	0	0	0	1	0	0	0	0
0500	22	0	4	5	2	11	0	0	0	0	0	0	0	0
0600	30	0	17	5	2	6	0	0	0	0	0	0	0	0
0700	48	1	27	11	4	5	0	0	0	0	0	0	0	0
0800	50	0	40	6	2	2	0	0	0	0	0	0	0	0
0900	89	0	74	10	3	2	0	0	0	0	0	0	0	0
1000	95	0	74	19	0	2	0	0	0	0	0	0	0	0
1100	91	1	76	12	1	1	0	0	0	0	0	0	0	0
1200	93	0	82	10	0	1	0	0	0	0	0	0	0	0
1300	83	1	64	17	1	0	0	0	0	0	0	0	0	0
1400	110	3	95	11	1	0	0	0	0	0	0	0	0	0
1500	118	0	106	12	0	0	0	0	0	0	0	0	0	0
1600	105	3	93	9	0	0	0	0	0	0	0	0	0	0
1700	112	1	100	11	0	0	0	0	0	0	0	0	0	0
1800	77	1	67	9	0	0	0	0	0	0	0	0	0	0
1900	65	0	56	9	0	0	0	0	0	0	0	0	0	0
2000	65	0	56	8	0	1	0	0	0	0	0	0	0	0
2100	58	0	51	5	1	1	0	0	0	0	0	0	0	0
2200	51	0	43	8	0	0	0	0	0	0	0	0	0	0
2300	23	0	21	2	0	0	0	0	0	0	0	0	0	0
07-19	1071	11	898	137	12	13	0	0	0	0	0	0	0	0
06-22	1289	11	1078	164	15	21	0	0	0	0	0	0	0	0
06-00	1363	11	1142	174	15	21	0	0	0	0	0	0	0	0
00-00	1458	11	1206	187	17	36	0	0	0	1	0	0	0	0

Peak step 15:00 (118) AM Peak step 10:00 (95) PM Peak step 15:00 (118)

*** Monday, September 11, 2023**

Time	Total	Cls	Cls	Cls	Cls	Cls	Cls	Cls	Cls	Cls	Cls	Cls	Cls	Cls
<--		1	2	3	4	5	6	7	8	9	10	11	12	13
0000	14	0	12	1	0	1	0	0	0	0	0	0	0	0
0100	11	0	9	2	0	0	0	0	0	0	0	0	0	0
0200	7	0	5	2	0	0	0	0	0	0	0	0	0	0
0300	9	0	2	4	0	1	0	0	0	2	0	0	0	0
0400	26	0	11	9	0	4	1	0	1	0	0	0	0	0
0500	72	2	33	11	10	15	0	0	1	0	0	0	0	0
0600	100	0	43	19	22	14	1	0	1	0	0	0	0	0
0700	167	0	122	27	7	7	2	0	1	0	0	0	0	1
0800	172	4	119	32	6	5	2	4	0	0	0	0	0	0
0900	161	2	113	37	4	4	0	1	0	0	0	0	0	0
1000	126	1	90	27	1	3	0	4	0	0	0	0	0	0
1100	141	0	98	31	4	2	2	4	0	0	0	0	0	0
1200	166	0	133	27	3	0	0	0	0	2	1	0	0	0
1300	172	1	133	24	4	6	1	3	0	0	0	0	0	0
1400	261	2	198	50	6	3	1	0	1	0	0	0	0	0
1500	326	0	255	56	10	2	2	0	1	0	0	0	0	0
1600	335	0	276	47	3	8	1	0	0	0	0	0	0	0
1700	354	3	308	36	2	5	0	0	0	0	0	0	0	0
1800	351	3	313	28	3	1	3	0	0	0	0	0	0	0
1900	206	3	185	14	3	1	0	0	0	0	0	0	0	0
2000	87	0	81	6	0	0	0	0	0	0	0	0	0	0
2100	69	0	60	7	2	0	0	0	0	0	0	0	0	0
2200	40	0	36	4	0	0	0	0	0	0	0	0	0	0
2300	29	0	27	2	0	0	0	0	0	0	0	0	0	0
07-19	2732	16	2158	422	53	46	14	16	3	2	1	0	0	1
06-22	3194	19	2527	468	80	61	15	16	4	2	1	0	0	1
06-00	3263	19	2590	474	80	61	15	16	4	2	1	0	0	1
00-00	3402	21	2662	503	90	82	16	16	6	4	1	0	0	1

Peak step 17:00 (354) AM Peak step 8:00 (172) PM Peak step 17:00 (354)

*** Tuesday, September 12, 2023**

Time	Total	Cls	Cls	Cls	Cls	Cls	Cls	Cls	Cls	Cls	Cls	Cls	Cls	Cls
<--		1	2	3	4	5	6	7	8	9	10	11	12	13
0000	22	0	18	3	0	1	0	0	0	0	0	0	0	0
0100	15	0	13	2	0	0	0	0	0	0	0	0	0	0
0200	15	0	12	2	0	0	0	0	1	0	0	0	0	0
0300	12	0	8	2	0	1	0	0	0	1	0	0	0	0
0400	24	0	11	6	1	5	1	0	0	0	0	0	0	0
0500	76	2	34	15	8	17	0	0	0	0	0	0	0	0
0600	99	4	43	17	19	14	1	0	1	0	0	0	0	0
0700	167	3	113	30	7	10	3	0	1	0	0	0	0	0
0800	211	2	165	34	4	3	2	1	0	0	0	0	0	0
0900	147	4	98	31	4	4	4	2	0	0	0	0	0	0
1000	129	1	84	29	8	2	2	3	0	0	0	0	0	0
1100	157	0	118	30	3	2	1	3	0	0	0	0	0	0
1200	196	1	144	41	4	3	1	1	0	1	0	0	0	0
1300	183	1	139	30	5	3	3	2	0	0	0	0	0	0
1400	295	1	239	49	0	1	3	1	1	0	0	0	0	0
1500	308	4	242	52	7	3	0	0	0	0	0	0	0	0
1600	343	5	294	36	3	4	0	0	1	0	0	0	0	0
1700	378	0	347	26	2	2	1	0	0	0	0	0	0	0
1800	314	8	272	27	5	1	1	0	0	0	0	0	0	0
1900	255	1	225	25	1	0	1	0	2	0	0	0	0	0
2000	93	0	85	6	1	0	0	0	1	0	0	0	0	0
2100	51	0	44	7	0	0	0	0	0	0	0	0	0	0
2200	55	0	49	6	0	0	0	0	0	0	0	0	0	0
2300	42	0	39	3	0	0	0	0	0	0	0	0	0	0
07-19	2828	30	2255	415	52	38	21	13	3	1	0	0	0	0
06-22	3326	35	2652	470	73	52	23	13	7	1	0	0	0	0
06-00	3423	35	2740	479	73	52	23	13	7	1	0	0	0	0
00-00	3587	37	2836	509	82	76	24	13	8	2	0	0	0	0

Peak step 17:00 (378) AM Peak step 8:00 (211) PM Peak step 17:00 (378)

*** Wednesday, September 13, 2023**

Time	Total	Cls	Cls	Cls	Cls	Cls	Cls	Cls	Cls	Cls	Cls	Cls	Cls	Cls
<--		1	2	3	4	5	6	7	8	9	10	11	12	13
0000	27	1	21	4	0	1	0	0	0	0	0	0	0	0
0100	17	1	13	3	0	0	0	0	0	0	0	0	0	0
0200	16	0	14	2	0	0	0	0	0	0	0	0	0	0
0300	11	0	6	2	0	1	0	0	0	2	0	0	0	0
0400	20	0	8	5	1	5	0	0	1	0	0	0	0	0
0500	73	2	28	14	12	17	0	0	0	0	0	0	0	0
0600	89	0	37	20	17	13	1	0	1	0	0	0	0	0
0700	186	6	122	40	5	11	2	0	0	0	0	0	0	0
0800	228	4	167	46	4	2	4	0	0	1	0	0	0	0
0900	158	5	117	25	3	4	2	0	1	1	0	0	0	0
1000	137	2	93	32	0	6	3	0	0	1	0	0	0	0
1100	132	0	104	21	3	2	2	0	0	0	0	0	0	0
1200	178	1	148	25	2	1	1	0	0	0	0	0	0	0
1300	225	2	178	33	4	5	2	0	0	1	0	0	0	0
1400	304	1	238	50	3	7	5	0	0	0	0	0	0	0
1500	297	3	247	39	5	1	2	0	0	0	0	0	0	0
1600	359	1	308	39	5	4	2	0	0	0	0	0	0	0
1700	391	0	347	29	4	2	5	2	2	0	0	0	0	0
1800	361	5	316	33	1	3	1	0	2	0	0	0	0	0
1900	220	4	197	17	1	1	0	0	0	0	0	0	0	0
2000	127	0	119	8	0	0	0	0	0	0	0	0	0	0
2100	61	1	54	6	0	0	0	0	0	0	0	0	0	0
2200	49	0	43	6	0	0	0	0	0	0	0	0	0	0
2300	46	1	31	13	0	1	0	0	0	0	0	0	0	0
07-19	2956	30	2385	412	39	48	31	2	5	4	0	0	0	0
06-22	3453	35	2792	463	57	62	32	2	6	4	0	0	0	0
06-00	3548	36	2866	482	57	63	32	2	6	4	0	0	0	0
00-00	3712	40	2956	512	70	87	32	2	7	6	0	0	0	0

Peak step 17:00 (391) AM Peak step 8:00 (228) PM Peak step 17:00 (391)

*** Thursday, September 14, 2023**

Time	Total	Cls	Cls	Cls	Cls	Cls	Cls	Cls	Cls	Cls	Cls	Cls	Cls	Cls
<--		1	2	3	4	5	6	7	8	9	10	11	12	13
0000	23	0	19	3	0	1	0	0	0	0	0	0	0	0
0100	15	0	11	4	0	0	0	0	0	0	0	0	0	0
0200	16	0	12	3	1	0	0	0	0	0	0	0	0	0
0300	13	0	6	4	1	1	0	0	0	1	0	0	0	0
0400	20	0	10	6	0	4	0	0	0	0	0	0	0	0
0500	78	0	32	15	9	19	1	0	0	2	0	0	0	0
0600	95	0	42	22	19	12	0	0	0	0	0	0	0	0
0700	169	0	122	33	5	8	0	0	1	0	0	0	0	0
0800	196	3	155	27	4	3	4	0	0	0	0	0	0	0
0900	158	6	116	25	3	3	4	1	0	0	0	0	0	0
1000	122	2	96	15	1	5	3	0	0	0	0	0	0	0
1100	162	4	121	29	1	1	5	0	0	0	0	1	0	0
1200	199	0	163	28	3	3	2	0	0	0	0	0	0	0
1300	210	1	162	32	7	4	4	0	0	0	0	0	0	0
1400	313	2	252	50	3	5	1	0	0	0	0	0	0	0
1500	322	0	252	58	11	1	0	0	0	0	0	0	0	0
1600	326	3	276	38	1	4	4	0	0	0	0	0	0	0
1700	382	2	340	30	4	3	2	0	1	0	0	0	0	0
1800	335	3	300	28	1	1	0	1	0	1	0	0	0	0
1900	206	0	183	19	1	2	1	0	0	0	0	0	0	0
2000	121	1	113	7	0	0	0	0	0	0	0	0	0	0
2100	48	1	43	4	0	0	0	0	0	0	0	0	0	0
2200	95	0	87	8	0	0	0	0	0	0	0	0	0	0
2300	36	0	34	2	0	0	0	0	0	0	0	0	0	0
07-19	2894	26	2355	393	44	41	29	2	2	1	0	1	0	0
06-22	3364	28	2736	445	64	55	30	2	2	1	0	1	0	0
06-00	3495	28	2857	455	64	55	30	2	2	1	0	1	0	0
00-00	3660	28	2947	490	75	80	31	2	2	4	0	1	0	0

Peak step 17:00 (382) AM Peak step 8:00 (196) PM Peak step 17:00 (382)

*** Friday, September 15, 2023**

Time	Total	Cls	Cls	Cls	Cls	Cls	Cls	Cls	Cls	Cls	Cls	Cls	Cls	Cls
<--		1	2	3	4	5	6	7	8	9	10	11	12	13
0000	22	0	20	2	0	0	0	0	0	0	0	0	0	0
0100	19	0	14	4	0	1	0	0	0	0	0	0	0	0
0200	16	0	14	2	0	0	0	0	0	0	0	0	0	0
0300	13	0	5	6	0	1	0	0	0	1	0	0	0	0
0400	26	0	14	6	0	4	2	0	0	0	0	0	0	0
0500	69	2	29	12	6	20	0	0	0	0	0	0	0	0
0600	91	0	44	15	15	16	0	0	1	0	0	0	0	0
0700	157	0	116	25	6	5	2	0	1	2	0	0	0	0
0800	197	1	152	24	2	6	11	0	1	0	0	0	0	0
0900	124	5	82	21	3	4	8	0	1	0	0	0	0	0
1000	124	0	94	17	4	2	5	0	2	0	0	0	0	0
1100	142	0	105	26	5	1	4	0	1	0	0	0	0	0
1200	236	1	188	35	4	4	3	0	1	0	0	0	0	0
1300	209	1	163	34	2	6	1	0	1	1	0	0	0	0
1400	291	4	230	46	3	5	1	0	0	1	1	0	0	0
1500	303	1	239	49	8	4	2	0	0	0	0	0	0	0
1600	288	3	249	30	0	6	0	0	0	0	0	0	0	0
1700	311	0	279	28	2	2	0	0	0	0	0	0	0	0
1800	213	1	188	18	2	3	0	0	0	1	0	0	0	0
1900	135	1	126	8	0	0	0	0	0	0	0	0	0	0
2000	78	1	70	7	0	0	0	0	0	0	0	0	0	0
2100	67	0	61	5	0	1	0	0	0	0	0	0	0	0
2200	88	0	78	10	0	0	0	0	0	0	0	0	0	0
2300	60	0	57	3	0	0	0	0	0	0	0	0	0	0
07-19	2595	17	2085	353	41	48	37	0	8	5	1	0	0	0
06-22	2966	19	2386	388	56	65	37	0	9	5	1	0	0	0
06-00	3114	19	2521	401	56	65	37	0	9	5	1	0	0	0
00-00	3279	21	2617	433	62	91	39	0	9	6	1	0	0	0

Peak step 17:00 (311) AM Peak step 8:00 (197) PM Peak step 17:00 (311)

*** Saturday, September 16, 2023**

Time	Total	Cls	Cls	Cls	Cls	Cls	Cls	Cls	Cls	Cls	Cls	Cls	Cls	Cls
<--		1	2	3	4	5	6	7	8	9	10	11	12	13
0000	24	0	22	2	0	0	0	0	0	0	0	0	0	0
0100	17	0	14	2	0	0	0	0	0	1	0	0	0	0
0200	14	0	13	1	0	0	0	0	0	0	0	0	0	0
0300	11	0	5	4	1	0	0	0	0	1	0	0	0	0
0400	20	0	14	3	0	3	0	0	0	0	0	0	0	0
0500	30	0	11	5	1	13	0	0	0	0	0	0	0	0
0600	36	0	21	5	1	9	0	0	0	0	0	0	0	0
0700	73	0	52	13	5	3	0	0	0	0	0	0	0	0
0800	107	1	87	14	4	1	0	0	0	0	0	0	0	0
0900	88	2	70	12	2	2	0	0	0	0	0	0	0	0
1000	78	0	66	12	0	0	0	0	0	0	0	0	0	0
1100	117	1	104	10	1	1	0	0	0	0	0	0	0	0
1200	111	1	93	16	0	1	0	0	0	0	0	0	0	0
1300	101	1	85	14	0	0	0	0	1	0	0	0	0	0
1400	109	1	93	12	3	0	0	0	0	0	0	0	0	0
1500	127	2	105	15	1	4	0	0	0	0	0	0	0	0
1600	132	1	121	9	1	0	0	0	0	0	0	0	0	0
1700	97	1	89	6	0	0	0	0	0	1	0	0	0	0
1800	89	1	81	6	0	1	0	0	0	0	0	0	0	0
1900	80	1	70	8	0	1	0	0	0	0	0	0	0	0
2000	61	0	59	2	0	0	0	0	0	0	0	0	0	0
2100	67	0	59	5	1	2	0	0	0	0	0	0	0	0
2200	59	0	54	5	0	0	0	0	0	0	0	0	0	0
2300	44	0	39	5	0	0	0	0	0	0	0	0	0	0
07-19	1229	12	1046	139	17	13	0	0	1	1	0	0	0	0
06-22	1473	13	1255	159	19	25	0	0	1	1	0	0	0	0
06-00	1576	13	1348	169	19	25	0	0	1	1	0	0	0	0
00-00	1692	13	1427	186	21	41	0	0	1	3	0	0	0	0

Peak step 16:00 (132) AM Peak step 11:00 (117) PM Peak step 16:00 (132)

*** Sunday, September 17, 2023**

Time	Total	Cls	Cls	Cls	Cls	Cls	Cls	Cls	Cls	Cls	Cls	Cls	Cls	Cls
<--		1	2	3	4	5	6	7	8	9	10	11	12	13
0000	28	0	22	6	0	0	0	0	0	0	0	0	0	0
0100	20	0	18	2	0	0	0	0	0	0	0	0	0	0
0200	10	0	10	0	0	0	0	0	0	0	0	0	0	0
0300	9	0	8	1	0	0	0	0	0	0	0	0	0	0
0400	15	0	8	4	0	3	0	0	0	0	0	0	0	0
0500	21	0	5	4	0	12	0	0	0	0	0	0	0	0
0600	30	1	17	4	1	7	0	0	0	0	0	0	0	0
0700	45	0	29	7	3	5	1	0	0	0	0	0	0	0
0800	62	1	50	7	3	1	0	0	0	0	0	0	0	0
0900	77	0	61	10	5	1	0	0	0	0	0	0	0	0
1000	91	1	75	11	0	3	0	0	1	0	0	0	0	0
1100	115	0	100	13	0	2	0	0	0	0	0	0	0	0
1200	92	1	76	14	0	0	0	0	1	0	0	0	0	0
1300	90	0	78	12	0	0	0	0	0	0	0	0	0	0
1400	79	1	65	12	1	0	0	0	0	0	0	0	0	0
1500	86	1	69	15	0	0	0	0	1	0	0	0	0	0
1600	100	2	81	17	0	0	0	0	0	0	0	0	0	0
1700	97	2	88	6	1	0	0	0	0	0	0	0	0	0
1800	88	0	78	9	0	1	0	0	0	0	0	0	0	0
1900	89	1	79	7	0	0	0	0	0	1	1	0	0	0
2000	72	0	64	7	0	0	1	0	0	0	0	0	0	0
2100	59	0	56	3	0	0	0	0	0	0	0	0	0	0
2200	58	0	54	4	0	0	0	0	0	0	0	0	0	0
2300	20	1	16	2	0	0	1	0	0	0	0	0	0	0
07-19	1022	9	850	133	13	13	1	0	3	0	0	0	0	0
06-22	1272	11	1066	154	14	20	2	0	3	1	1	0	0	0
06-00	1350	12	1136	160	14	20	3	0	3	1	1	0	0	0
00-00	1453	12	1207	177	14	35	3	0	3	1	1	0	0	0

Peak step 11:00 (115) AM Peak step 11:00 (115) PM Peak step 16:00 (100)

*** Monday, September 18, 2023**

Time	Total	Cls	Cls	Cls	Cls	Cls	Cls	Cls	Cls	Cls	Cls	Cls	Cls	Cls
<--		1	2	3	4	5	6	7	8	9	10	11	12	13
0000	13	0	10	3	0	0	0	0	0	0	0	0	0	0
0100	11	0	8	2	0	1	0	0	0	0	0	0	0	0
0200	7	0	5	1	0	0	0	0	0	1	0	0	0	0
0300	10	0	7	2	0	1	0	0	0	0	0	0	0	0
0400	29	1	11	8	1	7	1	0	0	0	0	0	0	0
0500	63	0	23	12	10	17	0	0	1	0	0	0	0	0
0600	90	1	34	19	24	11	1	0	0	0	0	0	0	0
0700	142	2	94	27	12	6	0	0	0	1	0	0	0	0
0800	168	5	130	25	3	4	0	0	1	0	0	0	0	0
0900	152	0	111	27	4	5	2	0	1	2	0	0	0	0
1000	100	1	70	21	4	3	1	0	0	0	0	0	0	0
1100	116	0	82	31	0	3	0	0	0	0	0	0	0	0
1200	168	0	139	26	0	2	1	0	0	0	0	0	0	0
1300	178	2	141	25	1	5	2	0	1	1	0	0	0	0
1400	237	1	187	47	1	1	0	0	0	0	0	0	0	0
1500	306	0	246	47	7	4	1	0	1	0	0	0	0	0
1600	318	0	268	39	5	5	0	0	1	0	0	0	0	0
1700	356	1	313	36	3	3	0	0	0	0	0	0	0	0
1800	283	4	249	22	3	2	1	0	2	0	0	0	0	0
1900	175	3	151	16	3	1	1	0	0	0	0	0	0	0
2000	92	0	84	5	2	0	1	0	0	0	0	0	0	0
2100	49	0	41	8	0	0	0	0	0	0	0	0	0	0
2200	49	0	44	5	0	0	0	0	0	0	0	0	0	0
2300	34	0	32	2	0	0	0	0	0	0	0	0	0	0
07-19	2524	16	2030	373	43	43	8	0	7	4	0	0	0	0
06-22	2930	20	2340	421	72	55	11	0	7	4	0	0	0	0
06-00	3013	20	2416	428	72	55	11	0	7	4	0	0	0	0
00-00	3146	21	2480	456	83	81	12	0	8	5	0	0	0	0

Peak step 17:00 (356) AM Peak step 8:00 (168) PM Peak step 17:00 (356)

*** Tuesday, September 19, 2023**

Time	Total	Cls	Cls	Cls	Cls	Cls	Cls	Cls	Cls	Cls	Cls	Cls	Cls	Cls
<--		1	2	3	4	5	6	7	8	9	10	11	12	13
0000	19	0	15	3	0	1	0	0	0	0	0	0	0	0
0100	13	0	11	2	0	0	0	0	0	0	0	0	0	0
0200	21	0	19	2	0	0	0	0	0	0	0	0	0	0
0300	16	0	6	5	1	1	0	0	1	2	0	0	0	0
0400	28	0	13	8	1	5	1	0	0	0	0	0	0	0
0500	72	1	26	16	10	18	0	0	1	0	0	0	0	0
0600	91	0	40	21	20	9	0	0	1	0	0	0	0	0
0700	137	2	98	27	6	4	0	0	0	0	0	0	0	0
0800	197	5	160	23	3	5	1	0	0	0	0	0	0	0
0900	127	4	94	22	5	1	0	0	0	1	0	0	0	0
1000	127	3	82	33	3	3	2	0	1	0	0	0	0	0
1100	161	1	125	30	2	2	0	0	0	1	0	0	0	0
1200	179	1	134	41	1	2	0	0	0	0	0	0	0	0
1300	153	2	110	31	2	5	2	0	0	1	0	0	0	0
1400	234	0	190	38	3	2	1	0	0	0	0	0	0	0
1500	316	1	250	52	7	3	2	0	0	1	0	0	0	0
1600	326	3	278	34	2	5	2	0	2	0	0	0	0	0
1700	376	4	322	41	4	3	0	1	1	0	0	0	0	0
1800	313	5	283	22	2	1	0	0	0	0	0	0	0	0
1900	245	0	213	29	2	0	0	0	1	0	0	0	0	0
2000	128	0	106	18	3	1	0	0	0	0	0	0	0	0
2100	74	0	63	11	0	0	0	0	0	0	0	0	0	0
2200	49	0	42	7	0	0	0	0	0	0	0	0	0	0
2300	32	0	27	3	1	0	1	0	0	0	0	0	0	0
07-19	2646	31	2126	394	40	36	10	1	4	4	0	0	0	0
06-22	3184	31	2548	473	65	46	10	1	6	4	0	0	0	0
06-00	3265	31	2617	483	66	46	11	1	6	4	0	0	0	0
00-00	3434	32	2707	519	78	71	12	1	8	6	0	0	0	0

Peak step 17:00 (376) AM Peak step 8:00 (197) PM Peak step 17:00 (376)

*** Wednesday, September 20, 2023**

Time	Total	Cls	Cls	Cls	Cls	Cls	Cls	Cls	Cls	Cls	Cls	Cls	Cls	Cls
<--		1	2	3	4	5	6	7	8	9	10	11	12	13
0000	24	0	21	2	0	1	0	0	0	0	0	0	0	0
0100	14	0	8	5	0	0	0	0	1	0	0	0	0	0
0200	12	0	9	3	0	0	0	0	0	0	0	0	0	0
0300	18	0	10	4	0	1	0	0	1	2	0	0	0	0
0400	20	0	9	5	1	4	0	0	1	0	0	0	0	0
0500	73	2	28	13	10	18	1	0	0	1	0	0	0	0
0600	89	0	35	22	19	12	0	0	0	0	0	1	0	0
0700	164	1	112	36	9	6	0	0	0	0	0	0	0	0
0800	190	0	147	32	4	4	0	1	1	1	0	0	0	0
0900	164	6	115	33	2	6	1	0	0	1	0	0	0	0
1000	140	0	103	32	1	3	0	0	0	1	0	0	0	0
1100	145	1	113	27	3	0	0	0	0	1	0	0	0	0
1200	185	2	149	31	2	1	0	0	0	0	0	0	0	0
1300	235	1	187	40	2	3	2	0	0	0	0	0	0	0
1400	293	0	233	54	3	2	1	0	0	0	0	0	0	0
1500	335	2	258	66	7	1	0	0	0	1	0	0	0	0
1600	366	1	326	30	2	4	3	0	0	0	0	0	0	0
1700	393	3	349	32	2	4	2	0	0	0	0	0	0	1
1800	345	5	298	38	2	1	1	0	0	0	0	0	0	0
1900	188	1	172	15	0	0	0	0	0	0	0	0	0	0
2000	105	2	90	11	2	0	0	0	0	0	0	0	0	0
2100	53	0	45	6	0	0	1	0	0	1	0	0	0	0
2200	43	0	39	4	0	0	0	0	0	0	0	0	0	0
2300	33	1	29	3	0	0	0	0	0	0	0	0	0	0
07-19	2955	22	2390	451	39	35	10	1	1	5	0	0	0	1
06-22	3390	25	2732	505	60	47	11	1	1	6	0	1	0	1
06-00	3466	26	2800	512	60	47	11	1	1	6	0	1	0	1
00-00	3627	28	2885	544	71	71	12	1	4	9	0	1	0	1

Peak step 17:00 (393) AM Peak step 8:00 (190) PM Peak step 17:00 (393)

*** Thursday, September 21, 2023**

Time	Total	Cls	Cls	Cls	Cls	Cls	Cls	Cls	Cls	Cls	Cls	Cls	Cls	Cls
<--		1	2	3	4	5	6	7	8	9	10	11	12	13
0000	26	0	21	5	0	0	0	0	0	0	0	0	0	0
0100	21	0	15	4	1	1	0	0	0	0	0	0	0	0
0200	21	0	16	3	0	0	0	0	1	1	0	0	0	0
0300	18	0	11	5	1	1	0	0	0	0	0	0	0	0
0400	27	0	10	10	0	4	2	0	1	0	0	0	0	0
0500	79	0	38	15	12	12	1	0	0	1	0	0	0	0
0600	85	1	35	18	19	11	0	0	1	0	0	0	0	0
0700	171	1	122	30	7	10	0	0	0	1	0	0	0	0
0800	204	1	153	41	5	3	1	0	0	0	0	0	0	0
0900	150	3	111	28	3	4	0	0	0	1	0	0	0	0
1000	142	2	101	31	3	2	3	0	0	0	0	0	0	0
1100	162	1	121	34	2	2	1	1	0	0	0	0	0	0
1200	215	2	175	34	2	2	0	0	0	0	0	0	0	0
1300	208	0	168	31	4	4	0	0	0	1	0	0	0	0
1400	315	2	246	61	2	4	0	0	0	0	0	0	0	0
1500	347	1	278	55	4	3	3	2	1	0	0	0	0	0
1600	338	3	283	46	3	3	0	0	0	0	0	0	0	0
1700	382	3	342	27	5	2	2	0	1	0	0	0	0	0
1800	322	3	278	33	5	0	0	2	0	1	0	0	0	0
1900	192	0	173	17	2	0	0	0	0	0	0	0	0	0
2000	126	2	112	9	3	0	0	0	0	0	0	0	0	0
2100	62	0	55	6	1	0	0	0	0	0	0	0	0	0
2200	76	2	70	4	0	0	0	0	0	0	0	0	0	0
2300	46	1	41	4	0	0	0	0	0	0	0	0	0	0
07-19	2956	22	2378	451	45	39	10	5	2	4	0	0	0	0
06-22	3421	25	2753	501	70	50	10	5	3	4	0	0	0	0
06-00	3543	28	2864	509	70	50	10	5	3	4	0	0	0	0
00-00	3735	28	2975	551	84	68	13	5	5	6	0	0	0	0

Peak step 17:00 (382) AM Peak step 8:00 (204) PM Peak step 17:00 (382)

*** Friday, September 22, 2023**

Time	Total	Cls	Cls	Cls	Cls	Cls	Cls	Cls	Cls	Cls	Cls	Cls	Cls	Cls
<--		1	2	3	4	5	6	7	8	9	10	11	12	13
0000	14	0	12	2	0	0	0	0	0	0	0	0	0	0
0100	10	0	5	3	0	1	1	0	0	0	0	0	0	0
0200	23	0	18	4	0	0	0	0	1	0	0	0	0	0
0300	17	0	10	5	0	1	0	0	1	0	0	0	0	0
0400	29	0	12	9	0	7	1	0	0	0	0	0	0	0
0500	73	0	30	15	13	14	0	0	0	1	0	0	0	0
0600	82	3	33	15	22	9	0	0	0	0	0	0	0	0
0700	168	0	112	36	8	11	1	0	0	0	0	0	0	0
0800	188	2	142	34	4	5	1	0	0	0	0	0	0	0
0900	142	2	103	28	4	3	1	0	1	0	0	0	0	0
1000	140	1	101	28	5	4	0	0	1	0	0	0	0	0
1100	140	1	105	31	0	2	1	0	0	0	0	0	0	0
1200	192	1	157	30	2	2	0	0	0	0	0	0	0	0
1300	217	1	171	42	1	2	0	0	0	0	0	0	0	0
1400	281	0	222	46	6	5	2	0	0	0	0	0	0	0
1500	285	0	242	33	8	1	0	0	1	0	0	0	0	0
1600	312	3	271	33	1	4	0	0	0	0	0	0	0	0
1700	284	4	249	27	1	2	0	0	0	1	0	0	0	0
1800	238	3	209	24	1	1	0	0	0	0	0	0	0	0
1900	134	0	118	16	0	0	0	0	0	0	0	0	0	0
2000	81	1	64	14	0	2	0	0	0	0	0	0	0	0
2100	56	1	51	4	0	0	0	0	0	0	0	0	0	0
2200	84	0	74	9	0	1	0	0	0	0	0	0	0	0
2300	50	0	49	1	0	0	0	0	0	0	0	0	0	0
07-19	2587	18	2084	392	41	42	6	0	3	1	0	0	0	0
06-22	2940	23	2350	441	63	53	6	0	3	1	0	0	0	0
06-00	3074	23	2473	451	63	54	6	0	3	1	0	0	0	0
00-00	3240	23	2560	489	76	77	8	0	5	2	0	0	0	0

Peak step 16:00 (312) AM Peak step 8:00 (188) PM Peak step 16:00 (312)

* Saturday, September 23, 2023

Time	Total	Cls	Cls	Cls	Cls	Cls	Cls	Cls	Cls	Cls	Cls	Cls	Cls	Cls
<--		1	2	3	4	5	6	7	8	9	10	11	12	13
0000	18	0	17	1	0	0	0	0	0	0	0	0	0	0
0100	19	0	18	1	0	0	0	0	0	0	0	0	0	0
0200	9	0	6	3	0	0	0	0	0	0	0	0	0	0
0300	15	0	13	1	0	0	0	0	0	1	0	0	0	0
0400	17	0	11	2	0	3	0	0	1	0	0	0	0	0
0500	29	0	12	5	1	11	0	0	0	0	0	0	0	0
0600	41	0	26	5	1	9	0	0	0	0	0	0	0	0
0700	72	0	48	15	6	3	0	0	0	0	0	0	0	0
0800	112	0	82	23	3	3	0	0	0	1	0	0	0	0
0900	82	1	63	12	2	2	1	0	1	0	0	0	0	0
1000	88	1	79	7	1	0	0	0	0	0	0	0	0	0
1100	115	1	94	19	1	0	0	0	0	0	0	0	0	0
1200	117	0	92	20	3	2	0	0	0	0	0	0	0	0
1300	95	1	78	15	0	1	0	0	0	0	0	0	0	0
1400	103	0	89	13	1	0	0	0	0	0	0	0	0	0
1500	101	1	84	15	1	0	0	0	0	0	0	0	0	0
1600	133	4	109	16	3	1	0	0	0	0	0	0	0	0
1700	109	0	96	12	0	0	0	0	0	1	0	0	0	0
1800	82	1	67	13	0	1	0	0	0	0	0	0	0	0
1900	96	0	89	7	0	0	0	0	0	0	0	0	0	0
2000	58	0	53	5	0	0	0	0	0	0	0	0	0	0
2100	40	0	38	1	0	1	0	0	0	0	0	0	0	0
2200	53	0	49	4	0	0	0	0	0	0	0	0	0	0
2300	45	0	44	1	0	0	0	0	0	0	0	0	0	0
07-19	1209	10	981	180	21	13	1	0	1	2	0	0	0	0
06-22	1444	10	1187	198	22	23	1	0	1	2	0	0	0	0
06-00	1542	10	1280	203	22	23	1	0	1	2	0	0	0	0
00-00	1649	10	1357	216	23	37	1	0	2	3	0	0	0	0

Peak step 16:00 (133) AM Peak step 11:00 (115) PM Peak step 16:00 (133)

Traffic Data Service -- San Jose, CA Event Counts

EventCount-924 -- English (ENU)

Datasets:

Site: [6] SHORELINE BLVD N OF NORTH RD
Input A: 1 - North bound, A trigger first. - Lane= 0, Added to totals. (/2.000)
Input B: 0 - Unused or unknown. - Lane= 0, Excluded from totals.
Data type: Axle sensors - Paired (Class/Speed/Count)

Profile:

Name: Default Profile
Scheme: Count events divided by setup divisor
Units: Non metric (ft, mi, ft/s, mph, lb, ton)

*** Sunday, September 10, 2023=1679, 15 minute drops**

0000	0100	0200	0300	0400	0500	0600	0700	0800	0900	1000	1100	1200	1300	1400	1500	1600	1700	1800	1900	2000	2100	2200	2300
3	0	0	4	6	11	57	79	109	148	181	131	129	141	112	143	132	131	123	42	0	0	0	0
1	0	0	0	1	1	6	21	18	30	45	36	28	34	21	44	41	35	36	30	0	0	0	0
0	0	0	1	3	1	11	15	22	33	40	29	41	43	29	38	26	23	27	13	0	0	0	0
1	0	0	0	0	3	20	19	32	44	45	28	25	33	25	30	34	41	28	0	0	0	0	0
1	0	0	3	2	6	20	24	37	41	51	38	35	31	38	31	31	32	32	0	0	0	0	0

AM Peak 1000 - 1100 (181), AM PHF=0.89 PM Peak 1445 - 1545 (150), PM PHF=0.86

*** Monday, September 11, 2023=979, 15 minute drops**

0000	0100	0200	0300	0400	0500	0600	0700	0800	0900	1000	1100	1200	1300	1400	1500	1600	1700	1800	1900	2000	2100	2200	2300
0	0	0	2	12	31	50	52	47	72	70	91	89	66	68	65	82	72	77	35	0	0	0	0
0	0	0	0	2	3	9	17	8	20	15	26	24	14	26	14	20	17	19	17	0	0	0	0
0	0	0	0	2	11	12	16	8	16	19	20	23	20	13	16	20	23	18	9	0	0	0	0
0	0	0	0	6	7	13	12	16	13	21	18	21	17	10	17	19	15	20	6	0	0	0	0
0	0	0	2	2	10	16	7	15	23	16	27	21	15	19	19	23	17	21	3	0	0	0	0

AM Peak 1145 - 1245 (95), AM PHF=0.88 PM Peak 1200 - 1300 (89), PM PHF=0.93

*** Tuesday, September 12, 2023=1601, 15 minute drops**

0000	0100	0200	0300	0400	0500	0600	0700	0800	0900	1000	1100	1200	1300	1400	1500	1600	1700	1800	1900	2000	2100	2200	2300
0	0	1	3	10	17	47	42	42	77	81	109	86	82	67	127	95	192	186	252	48	12	11	18
0	0	0	0	2	1	12	14	11	15	13	28	23	15	10	31	23	37	50	62	25	4	2	6
0	0	0	0	3	5	15	12	11	19	24	21	15	19	16	27	23	39	64	99	7	3	3	2
0	0	0	1	4	3	14	10	11	16	19	28	28	24	23	40	28	53	36	51	10	3	2	4
0	0	1	2	1	8	7	6	10	27	26	33	21	24	19	30	22	64	37	41	6	2	5	7

AM Peak 1100 - 1200 (109), AM PHF=0.84 PM Peak 1900 - 2000 (252), PM PHF=0.64

*** Wednesday, September 13, 2023=885, 15 minute drops**

0000	0100	0200	0300	0400	0500	0600	0700	0800	0900	1000	1100	1200	1300	1400	1500	1600	1700	1800	1900	2000	2100	2200	2300
14	4	1	2	15	23	46	30	40	63	68	68	56	67	78	74	60	73	74	32	0	0	0	0
5	2	0	0	3	2	4	8	8	18	18	14	21	21	19	17	16	22	21	17	0	0	0	0
3	2	0	0	3	5	12	9	8	16	16	16	14	12	18	15	16	24	17	11	0	0	0	0
3	0	0	1	4	5	18	12	6	12	17	19	12	15	23	17	14	13	19	4	0	0	0	0
4	0	1	1	5	11	13	2	18	17	18	19	10	20	19	25	14	14	17	0	0	0	0	0

AM Peak 1115 - 1215 (75), AM PHF=0.91 PM Peak 1345 - 1445 (79), PM PHF=0.86

*** Thursday, September 14, 2023=1030, 15 minute drops**

0000	0100	0200	0300	0400	0500	0600	0700	0800	0900	1000	1100	1200	1300	1400	1500	1600	1700	1800	1900	2000	2100	2200	2300
0	0	1	1	13	23	50	45	48	88	71	111	86	76	64	78	98	77	77	27	0	0	0	0
0	0	0	0	4	4	10	12	12	16	15	23	26	21	20	16	22	18	19	10	0	0	0	0
0	0	0	0	6	16	10	10	24	20	27	18	25	14	27	27	20	25	14	0	0	0	0	0
0	0	0	1	5	6	16	8	11	26	16	29	17	16	19	11	32	14	24	3	0	0	0	0
0	0	1	0	4	7	9	15	16	23	21	33	25	14	11	24	17	26	10	0	0	0	0	0

AM Peak 1115 - 1215 (115), AM PHF=0.88 PM Peak 1545 - 1645 (105), PM PHF=0.82

*** Friday, September 15, 2023=1187, 15 minute drops**

0000	0100	0200	0300	0400	0500	0600	0700	0800	0900	1000	1100	1200	1300	1400	1500	1600	1700	1800	1900	2000	2100	2200	2300
0	0	1	1	9	23	52	32	63	70	91	138	121	103	115	93	76	75	92	35	0	0	0	0
0	0	0	0	1	3	11	6	13	14	20	28	38	18	27	14	15	15	14	21	0	0	0	0
0	0	0	0	3	6	20	10	14	18	32	33	27	20	30	22	21	20	26	10	0	0	0	0
0	0	0	0	2	3	12	7	19	16	18	34	31	27	25	29	18	25	30	5	0	0	0	0
0	0	1	1	3	12	10	9	18	22	21	43	26	38	34	29	22	15	22	0	0	0	0	0

AM Peak 1115 - 1215 (148), AM PHF=0.86 PM Peak 1200 - 1300 (121), PM PHF=0.80

*** Saturday, September 16, 2023=1737, 15 minute drops**

0000	0100	0200	0300	0400	0500	0600	0700	0800	0900	1000	1100	1200	1300	1400	1500	1600	1700	1800	1900	2000	2100	2200	2300
0	0	1	1	7	14	44	71	113	133	146	191	145	177	127	162	124	130	116	29	4	5	0	0
0	0	0	0	1	0	7	21	22	36	30	57	46	57	32	39	29	36	24	17	1	4	0	0
0	0	0	0	1	3	12	15	25	21	35	55	30	29	40	41	33	36	35	6	0	1	0	0
0	0	1	1	2	4	11	16	35	30	35	33	39	44	28	45	32	37	33	2	1	0	0	0
0	0	0	0	3	7	14	19	32	46	46	46	30	48	28	37	31	22	24	4	2	0	0	0

AM Peak 1030 - 1130 (193), AM PHF=0.85 PM Peak 1300 - 1400 (177), PM PHF=0.78

*** Sunday, September 17, 2023=1974, 15 minute drops**

0000	0100	0200	0300	0400	0500	0600	0700	0800	0900	1000	1100	1200	1300	1400	1500	1600	1700	1800	1900	2000	2100	2200	2300
0	0	0	0	7	10	49	94	146	157	186	164	180	161	156	202	136	148	122	44	3	7	6	0
0	0	0	0	5	2	2	15	33	36	54	37	38	44	35	44	49	34	24	25	1	1	0	0
0	0	0	0	1	2	10	15	24	25	43	49	39	38	39	57	28	37	25	8	1	2	2	0
0	0	0	0	1	1	15	22	26	41	40	40	31	44	33	38	37	45	42	7	0	3	3	0
0	0	0	0	5	22	42	63	55	49	38	72	36	49	63	22	32	31	4	1	1	1	0	0

AM Peak 0930 - 1030 (192), AM PHF=0.87 PM Peak 1515 - 1615 (207), PM PHF=0.82

*** Monday, September 18, 2023=996, 15 minute drops**

0000	0100	0200	0300	0400	0500	0600	0700	0800	0900	1000	1100	1200	1300	1400	1500	1600	1700	1800	1900	2000	2100	2200	2300
0	0	0	2	10	24	54	52	37	76	74	89	67	65	93	63	84	104	69	30	5	0	0	0
0	0	0	0	1	6	11	13	6	20	16	25	19	22	22	11	28	28	21	7	4	0	0	0
0	0	0	0	3	4	11	17	10	21	19	20	14	15	18	21	17	36	16	12	1	0	0	0
0	0	0	0	4	6	16	11	9	12	22	22	12	15	32	13	18	24	21	8	0	0	0	0
0	0	0	2	2	9	17	11	12	23	17	22	23	14	21	18	21	16	11	4	0	0	0	0

AM Peak 1100 - 1200 (89), AM PHF=0.89 PM Peak 1645 - 1745 (109), PM PHF=0.76

*** Tuesday, September 19, 2023=925, 15 minute drops**

0000	0100	0200	0300	0400	0500	0600	0700	0800	0900	1000	1100	1200	1300	1400	1500	1600	1700	1800	1900	2000	2100	2200	2300
0	0	1	5	9	14	45	49	63	76	74	67	76	65	75	54	73	85	85	13	0	0	0	0
0	0	0	0	1	2	5	9	10	20	15	12	16	18	10	21	21	17	22	6	0	0	0	0
0	0	0	0	3	3	14	14	17	24	19	13	18	20	31	16	20	26	25	3	0	0	0	0
0	0	0	1	3	2	10	19	25	20	17	21	18	15	13	9	18	18	24	3	0	0	0	0
0	0	1	4	2	8	16	8	12	12	24	22	25	12	21	8	14	24	15	1	0	0	0	0

AM Peak 0830 - 0930 (81), AM PHF=0.81 PM Peak 1745 - 1845 (95), PM PHF=0.96

*** Wednesday, September 20, 2023=797, 15 minute drops**

0000	0100	0200	0300	0400	0500	0600	0700	0800	0900	1000	1100	1200	1300	1400	1500	1600	1700	1800	1900	2000	2100	2200	2300
0	0	1	3	13	18	52	41	32	51	84	73	89	52	44	48	68	61	57	12	0	0	0	0
0	0	0	0	2	4	8	7	8	12	23	19	28	12	12	8	11	16	10	5	0	0	0	0
0	0	0	0	2	3	8	9	9	11	22	14	22	12	14	19	21	17	13	5	0	0	0	0
0	0	0	0	2	5	18	15	10	11	17	25	24	15	8	12	14	16	18	1	0	0	0	0
0	0	1	3	7	6	18	10	5	17	23	16	15	13	10	9	22	12	16	1	0	0	0	0

AM Peak 1130 - 1230 (91), AM PHF=0.81 PM Peak 1200 - 1300 (89), PM PHF=0.79

*** Thursday, September 21, 2023=924, 15 minute drops**

0000	0100	0200	0300	0400	0500	0600	0700	0800	0900	1000	1100	1200	1300	1400	1500	1600	1700	1800	1900	2000	2100	2200	2300
0	0	1	3	11	22	49	51	50	68	71	108	75	80	55	69	72	65	63	14	0	0	0	0
0	0	0	0	2	4	9	12	18	13	18	31	18	20	10	22	26	15	18	8	0	0	0	0
0	0	0	0	3	5	12	9	8	11	18	26	18	23	18	8	21	16	17	6	0	0	0	0
0	0	0	1	4	6	15	15	12	16	16	24	23	18	15	15	17	15	17	0	0	0	0	0
0	0	1	2	2	7	13	16	12	28	19	27	16	21	13	24	9	19	11	0	0	0	0	0

AM Peak 1100 - 1200 (108), AM PHF=0.87 PM Peak 1545 - 1645 (87), PM PHF=0.84

*** Friday, September 22, 2023=1119, 15 minute drops**

0000	0100	0200	0300	0400	0500	0600	0700	0800	0900	1000	1100	1200	1300	1400	1500	1600	1700	1800	1900	2000	2100	2200	2300
0	0	1	2	8	20	46	52	57	86	77	97	95	67	88	102	80	82	120	32	9	0	0	0
0	0	0	0	1	1	10	18	15	22	13	22	28	16	20	27	23	23	32	16	5	0	0	0
0	0	0	0	1	8	17	8	15	20	19	28	31	18	20	31	22	19	31	7	4	0	0	0
0	0	0	0	3	6	10	14	11	19	19	20	21	22	22	24	17	19	38	8	0	0	0	0
0	0	1	2	3	5	10	12	17	25	26	28	15	11	27	21	19	21	19	1	0	0	0	0

AM Peak 1145 - 1245 (108), AM PHF=0.87 PM Peak 1745 - 1845 (122), PM PHF=0.80

*** Saturday, September 23, 2023=1850, 15 minute drops**

0000	0100	0200	0300	0400	0500	0600	0700	0800	0900	1000	1100	1200	1300	1400	1500	1600	1700	1800	1900	2000	2100	2200	2300
0	0	1	1	6	12	65	71	100	132	202	135	174	209	139	155	112	168	134	29	6	4	0	0
0	0	0	0	1	1	7	19	26	34	49	24	46	56	41	33	28	34	49	7	2	4	0	0
0	0	0	0	1	2	22	23	15	23	59	29	38	50	34	45	23	42	29	12	2	0	0	0
0	0	1	1	3	4	14	14	24	24	38	36	35	67	32	40	40	41	34	4	0	0	0	0
0	0	0	0	1	6	22	15	35	51	57	46	55	36	32	37	21	52	23	6	2	0	0	0

AM Peak 1000 - 1100 (202), AM PHF=0.86 PM Peak 1245 - 1345 (228), PM PHF=0.85

Traffic Data Service -- San Jose, CA Class Report

CustomList-971 -- English (ENU)

Datasets:

Site: [6] SHORELINE BLVD N OF NORTH RD
Data type: Axle sensors - Paired (Class/Speed/Count)

Profile:

Included classes: 1, 2, 3, 4, 5, 6, 7, 8, 9, 10, 11, 12, 13
Speed range: 0 - 100 mph.
Direction: North (bound), P = North, Lane = 0-16
Name: Default Profile
Scheme: Vehicle classification (Scheme F)
Units: Non metric (ft, mi, ft/s, mph, lb, ton)

Column Legend:

0 [Time] 24-hour time (0000 - 2359)
1 [Total] Number in time step
2 [Cls] Class totals

*** Wednesday, September 27, 2023**

Time	Total	Cls 1	Cls 2	Cls 3	Cls 4	Cls 5	Cls 6	Cls 7	Cls 8	Cls 9	Cls 10	Cls 11	Cls 12	Cls 13
<--		1	2	3	4	5	6	7	8	9	10	11	12	13
0000	0	0	0	0	0	0	0	0	0	0	0	0	0	0
0100	0	0	0	0	0	0	0	0	0	0	0	0	0	0
0200	1	0	1	0	0	0	0	0	0	0	0	0	0	0
0300	3	0	3	0	0	0	0	0	0	0	0	0	0	0
0400	15	0	10	5	0	0	0	0	0	0	0	0	0	0
0500	16	0	12	3	0	0	1	0	0	0	0	0	0	0
0600	48	0	47	1	0	0	0	0	0	0	0	0	0	0
0700	39	1	38	0	0	0	0	0	0	0	0	0	0	0
0800	38	1	35	1	0	0	1	0	0	0	0	0	0	0
0900	63	0	61	2	0	0	0	0	0	0	0	0	0	0
1000	72	2	67	2	0	1	0	0	0	0	0	0	0	0
1100	61	0	58	3	0	0	0	0	0	0	0	0	0	0
1200	82	0	81	1	0	0	0	0	0	0	0	0	0	0
1300	75	1	70	4	0	0	0	0	0	0	0	0	0	0
1400	94	3	86	5	0	0	0	0	0	0	0	0	0	0
1500	73	0	73	0	0	0	0	0	0	0	0	0	0	0
1600	91	2	88	1	0	0	0	0	0	0	0	0	0	0
1700	130	3	124	2	0	0	0	0	0	0	0	1	0	0
1800	89	1	87	0	0	0	0	1	0	0	0	0	0	0
1900	27	0	25	2	0	0	0	0	0	0	0	0	0	0
2000	0	0	0	0	0	0	0	0	0	0	0	0	0	0
2100	0	0	0	0	0	0	0	0	0	0	0	0	0	0
2200	0	0	0	0	0	0	0	0	0	0	0	0	0	0
2300	0	0	0	0	0	0	0	0	0	0	0	0	0	0
07-19	907	14	868	21	0	1	1	1	0	0	0	1	0	0
06-22	982	14	940	24	0	1	1	1	0	0	0	1	0	0
06-00	982	14	940	24	0	1	1	1	0	0	0	1	0	0
00-00	1017	14	966	32	0	1	2	1	0	0	0	1	0	0

Peak step 17:00 (130) AM Peak step 10:00 (72) PM Peak step 17:00 (130)

*** Thursday, September 28, 2023**

Time	Total	Cls 1	Cls 2	Cls 3	Cls 4	Cls 5	Cls 6	Cls 7	Cls 8	Cls 9	Cls 10	Cls 11	Cls 12	Cls 13
0000	0	0	0	0	0	0	0	0	0	0	0	0	0	0
0100	0	0	0	0	0	0	0	0	0	0	0	0	0	0
0200	1	0	1	0	0	0	0	0	0	0	0	0	0	0
0300	2	0	2	0	0	0	0	0	0	0	0	0	0	0
0400	12	0	8	4	0	0	0	0	0	0	0	0	0	0
0500	15	0	12	3	0	0	0	0	0	0	0	0	0	0
0600	42	1	37	3	0	1	0	0	0	0	0	0	0	0
0700	43	1	41	0	0	1	0	0	0	0	0	0	0	0
0800	54	0	52	2	0	0	0	0	0	0	0	0	0	0
0900	99	1	98	0	0	0	0	0	0	0	0	0	0	0
1000	124	3	117	4	0	0	0	0	0	0	0	0	0	0
1100	179	1	171	4	0	1	2	0	0	0	0	0	0	0
1200	78	1	74	2	0	0	1	0	0	0	0	0	0	0
1300	66	3	58	1	0	0	4	0	0	0	0	0	0	0
1400	179	12	147	4	0	0	11	0	0	0	1	0	0	4
1500	239	15	202	5	0	0	13	0	0	0	2	0	0	2
1600	201	26	161	0	0	0	13	0	0	0	1	0	0	0
1700	206	16	157	11	0	0	11	3	2	0	1	1	1	3
1800	299	11	222	10	1	0	33	5	4	2	3	2	0	6
1900	380	25	266	8	0	1	31	4	11	6	8	3	0	17
2000	340	36	231	13	0	2	24	3	3	4	4	3	0	17
2100	28	0	23	4	1	0	0	0	0	0	0	0	0	0
2200	9	0	8	1	0	0	0	0	0	0	0	0	0	0
2300	1	0	1	0	0	0	0	0	0	0	0	0	0	0
07-19	1767	90	1500	43	1	2	88	8	6	2	8	3	1	15
06-22	2557	152	2057	71	2	6	143	15	20	12	20	9	1	49
06-00	2567	152	2066	72	2	6	143	15	20	12	20	9	1	49
00-00	2597	152	2089	79	2	6	143	15	20	12	20	9	1	49

Peak step 19:00 (380) AM Peak step 11:00 (179) PM Peak step 19:00 (380)

*** Friday, September 29, 2023**

Time	Total	Cls 1	Cls 2	Cls 3	Cls 4	Cls 5	Cls 6	Cls 7	Cls 8	Cls 9	Cls 10	Cls 11	Cls 12	Cls 13
0000	13	0	8	1	0	0	4	0	0	0	0	0	0	0
0100	6	0	6	0	0	0	0	0	0	0	0	0	0	0
0200	4	0	4	0	0	0	0	0	0	0	0	0	0	0
0300	6	0	5	1	0	0	0	0	0	0	0	0	0	0
0400	7	0	5	1	0	0	0	0	1	0	0	0	0	0
0500	22	0	18	3	0	0	1	0	0	0	0	0	0	0
0600	47	2	43	2	0	0	0	0	0	0	0	0	0	0
0700	49	2	43	3	0	0	0	0	1	0	0	0	0	0
0800	61	1	60	0	0	0	0	0	0	0	0	0	0	0
0900	76	1	69	4	0	0	2	0	0	0	0	0	0	0
1000	84	1	80	3	0	0	0	0	0	0	0	0	0	0
1100	99	2	95	1	0	1	0	0	0	0	0	0	0	0
1200	136	3	129	3	0	0	1	0	0	0	0	0	0	0
1300	97	4	84	6	0	0	0	2	1	0	0	0	0	0
1400	135	6	120	2	0	0	0	7	0	0	0	0	0	0
1500	148	3	132	1	0	0	5	6	1	0	0	0	0	0
1600	165	10	144	1	0	0	2	5	0	0	1	0	0	2
1700	172	16	141	1	0	0	2	7	2	0	0	0	0	3
1800	421	25	336	1	0	0	14	9	3	1	4	0	0	28
1900	308	24	243	2	0	0	15	9	3	0	0	0	0	12
2000	69	7	57	0	0	0	3	0	0	0	0	0	0	2
2100	7	0	6	1	0	0	0	0	0	0	0	0	0	0
2200	9	3	4	2	0	0	0	0	0	0	0	0	0	0
2300	7	1	6	0	0	0	0	0	0	0	0	0	0	0
07-19	1643	74	1433	26	0	1	26	36	8	1	5	0	0	33
06-22	2074	107	1782	31	0	1	44	45	11	1	5	0	0	47
06-00	2090	111	1792	33	0	1	44	45	11	1	5	0	0	47
00-00	2148	111	1838	39	0	1	49	45	12	1	5	0	0	47

Peak step 18:00 (421) AM Peak step 11:00 (99) PM Peak step 18:00 (421)

*** Saturday, September 30, 2023**

Time	Total	Cls 1	Cls 2	Cls 3	Cls 4	Cls 5	Cls 6	Cls 7	Cls 8	Cls 9	Cls 10	Cls 11	Cls 12	Cls 13
<--		1	2	3	4	5	6	7	8	9	10	11	12	13
0000	9	1	6	2	0	0	0	0	0	0	0	0	0	0
0100	4	1	3	0	0	0	0	0	0	0	0	0	0	0
0200	1	0	1	0	0	0	0	0	0	0	0	0	0	0
0300	1	0	1	0	0	0	0	0	0	0	0	0	0	0
0400	6	0	5	1	0	0	0	0	0	0	0	0	0	0
0500	12	0	10	2	0	0	0	0	0	0	0	0	0	0
0600	40	0	39	1	0	0	0	0	0	0	0	0	0	0
0700	78	0	77	1	0	0	0	0	0	0	0	0	0	0
0800	102	0	100	2	0	0	0	0	0	0	0	0	0	0
0900	110	0	108	1	0	0	0	0	1	0	0	0	0	0
1000	148	1	146	1	0	0	0	0	0	0	0	0	0	0
1100	164	1	162	1	0	0	0	0	0	0	0	0	0	0
1200	142	0	138	4	0	0	0	0	0	0	0	0	0	0
1300	123	0	118	5	0	0	0	0	0	0	0	0	0	0
1400	152	1	148	3	0	0	0	0	0	0	0	0	0	0
1500	148	2	142	2	0	0	1	1	0	0	0	0	0	0
1600	133	3	130	0	0	0	0	0	0	0	0	0	0	0
1700	150	0	149	1	0	0	0	0	0	0	0	0	0	0
1800	78	0	77	1	0	0	0	0	0	0	0	0	0	0
1900	14	0	14	0	0	0	0	0	0	0	0	0	0	0
2000	0	0	0	0	0	0	0	0	0	0	0	0	0	0
2100	0	0	0	0	0	0	0	0	0	0	0	0	0	0
2200	0	0	0	0	0	0	0	0	0	0	0	0	0	0
2300	0	0	0	0	0	0	0	0	0	0	0	0	0	0
07-19	1528	8	1495	22	0	0	1	1	1	0	0	0	0	0
06-22	1582	8	1548	23	0	0	1	1	1	0	0	0	0	0
06-00	1582	8	1548	23	0	0	1	1	1	0	0	0	0	0
00-00	1615	10	1574	28	0	0	1	1	1	0	0	0	0	0

Peak step 11:00 (164) AM Peak step 11:00 (164) PM Peak step 14:00 (152)

*** Sunday, October 1, 2023**

Time	Total	Cls 1	Cls 2	Cls 3	Cls 4	Cls 5	Cls 6	Cls 7	Cls 8	Cls 9	Cls 10	Cls 11	Cls 12	Cls 13
<--		1	2	3	4	5	6	7	8	9	10	11	12	13
0000	0	0	0	0	0	0	0	0	0	0	0	0	0	0
0100	0	0	0	0	0	0	0	0	0	0	0	0	0	0
0200	0	0	0	0	0	0	0	0	0	0	0	0	0	0
0300	3	0	2	1	0	0	0	0	0	0	0	0	0	0
0400	5	0	4	1	0	0	0	0	0	0	0	0	0	0
0500	16	0	14	2	0	0	0	0	0	0	0	0	0	0
0600	30	0	30	0	0	0	0	0	0	0	0	0	0	0
0700	66	0	64	2	0	0	0	0	0	0	0	0	0	0
0800	63	0	61	1	0	0	0	0	1	0	0	0	0	0
0900	130	0	128	2	0	0	0	0	0	0	0	0	0	0
1000	135	0	135	0	0	0	0	0	0	0	0	0	0	0
1100	207	1	202	1	0	1	0	1	1	0	0	0	0	0
1200	190	0	187	3	0	0	0	0	0	0	0	0	0	0
1300	194	1	184	9	0	0	0	0	0	0	0	0	0	0
1400	167	3	164	0	0	0	0	0	0	0	0	0	0	0
1500	169	0	168	1	0	0	0	0	0	0	0	0	0	0
1600	149	1	147	1	0	0	0	0	0	0	0	0	0	0
1700	146	0	144	2	0	0	0	0	0	0	0	0	0	0
1800	105	0	104	1	0	0	0	0	0	0	0	0	0	0
1900	13	0	13	0	0	0	0	0	0	0	0	0	0	0
2000	0	0	0	0	0	0	0	0	0	0	0	0	0	0
2100	0	0	0	0	0	0	0	0	0	0	0	0	0	0
2200	0	0	0	0	0	0	0	0	0	0	0	0	0	0
2300	0	0	0	0	0	0	0	0	0	0	0	0	0	0
07-19	1721	6	1688	23	0	1	0	1	2	0	0	0	0	0
06-22	1764	6	1731	23	0	1	0	1	2	0	0	0	0	0
06-00	1764	6	1731	23	0	1	0	1	2	0	0	0	0	0
00-00	1788	6	1751	27	0	1	0	1	2	0	0	0	0	0

Peak step 11:00 (207) AM Peak step 11:00 (207) PM Peak step 13:00 (194)

*** Monday, October 2, 2023**

Time	Total	Cls 1	Cls 2	Cls 3	Cls 4	Cls 5	Cls 6	Cls 7	Cls 8	Cls 9	Cls 10	Cls 11	Cls 12	Cls 13
<--		1	2	3	4	5	6	7	8	9	10	11	12	13
0000	0	0	0	0	0	0	0	0	0	0	0	0	0	0
0100	0	0	0	0	0	0	0	0	0	0	0	0	0	0
0200	0	0	0	0	0	0	0	0	0	0	0	0	0	0
0300	2	0	2	0	0	0	0	0	0	0	0	0	0	0
0400	11	0	7	3	0	0	0	1	0	0	0	0	0	0
0500	18	0	16	2	0	0	0	0	0	0	0	0	0	0
0600	50	0	49	0	0	0	1	0	0	0	0	0	0	0
0700	66	0	66	0	0	0	0	0	0	0	0	0	0	0
0800	53	0	51	1	1	0	0	0	0	0	0	0	0	0
0900	79	1	76	2	0	0	0	0	0	0	0	0	0	0
1000	94	0	89	3	0	0	0	1	0	1	0	0	0	0
1100	60	2	54	1	0	0	0	1	0	2	0	0	0	0
1200	94	0	88	3	0	0	2	1	0	0	0	0	0	0
1300	83	0	76	2	0	0	0	1	0	3	1	0	0	0
1400	70	2	61	3	0	0	0	1	0	3	0	0	0	0
1500	91	2	88	1	0	0	0	0	0	0	0	0	0	0
1600	80	1	71	5	0	0	1	0	0	1	1	0	0	0
1700	65	4	60	1	0	0	0	0	0	0	0	0	0	0
1800	85	0	84	1	0	0	0	0	0	0	0	0	0	0
1900	7	0	6	1	0	0	0	0	0	0	0	0	0	0
2000	0	0	0	0	0	0	0	0	0	0	0	0	0	0
2100	0	0	0	0	0	0	0	0	0	0	0	0	0	0
2200	0	0	0	0	0	0	0	0	0	0	0	0	0	0
2300	0	0	0	0	0	0	0	0	0	0	0	0	0	0
07-19	920	12	864	23	1	0	3	5	0	10	2	0	0	0
06-22	977	12	919	24	1	0	4	5	0	10	2	0	0	0
06-00	977	12	919	24	1	0	4	5	0	10	2	0	0	0
00-00	1008	12	944	29	1	0	4	6	0	10	2	0	0	0

Peak step 10:00 (94) AM Peak step 10:00 (94) PM Peak step 12:00 (94)

*** Tuesday, October 3, 2023**

Time	Total	Cls 1	Cls 2	Cls 3	Cls 4	Cls 5	Cls 6	Cls 7	Cls 8	Cls 9	Cls 10	Cls 11	Cls 12	Cls 13
<--		1	2	3	4	5	6	7	8	9	10	11	12	13
0000	0	0	0	0	0	0	0	0	0	0	0	0	0	0
0100	0	0	0	0	0	0	0	0	0	0	0	0	0	0
0200	1	0	1	0	0	0	0	0	0	0	0	0	0	0
0300	4	0	4	0	0	0	0	0	0	0	0	0	0	0
0400	11	0	9	2	0	0	0	0	0	0	0	0	0	0
0500	13	0	10	3	0	0	0	0	0	0	0	0	0	0
0600	34	0	34	0	0	0	0	0	0	0	0	0	0	0
0700	59	1	54	3	0	0	1	0	0	0	0	0	0	0
0800	46	2	42	1	0	0	1	0	0	0	0	0	0	0
0900	82	3	78	1	0	0	0	0	0	0	0	0	0	0
1000	91	1	89	0	0	0	1	0	0	0	0	0	0	0
1100	91	0	85	4	0	0	1	0	0	0	1	0	0	0
1200	96	1	91	3	0	0	0	0	0	0	1	0	0	0
1300	82	2	71	3	0	1	1	1	0	1	2	0	0	0
1400	57	3	52	1	0	0	0	0	0	0	1	0	0	0
1500	90	1	86	1	0	0	0	2	0	0	0	0	0	0
1600	85	0	85	0	0	0	0	0	0	0	0	0	0	0
1700	76	5	69	2	0	0	0	0	0	0	0	0	0	0
1800	55	1	54	0	0	0	0	0	0	0	0	0	0	0
1900	9	0	9	0	0	0	0	0	0	0	0	0	0	0
2000	0	0	0	0	0	0	0	0	0	0	0	0	0	0
2100	0	0	0	0	0	0	0	0	0	0	0	0	0	0
2200	0	0	0	0	0	0	0	0	0	0	0	0	0	0
2300	0	0	0	0	0	0	0	0	0	0	0	0	0	0
07-19	910	20	856	19	0	1	5	3	0	1	5	0	0	0
06-22	953	20	899	19	0	1	5	3	0	1	5	0	0	0
06-00	953	20	899	19	0	1	5	3	0	1	5	0	0	0
00-00	982	20	923	24	0	1	5	3	0	1	5	0	0	0

Peak step 12:00 (96) AM Peak step 10:00 (91) PM Peak step 12:00 (96)

*** Wednesday, October 4, 2023**

Time	Total	Cls	Cls	Cls	Cls	Cls	Cls	Cls	Cls	Cls	Cls	Cls	Cls	Cls
<--		1	2	3	4	5	6	7	8	9	10	11	12	13
0000	0	0	0	0	0	0	0	0	0	0	0	0	0	0
0100	0	0	0	0	0	0	0	0	0	0	0	0	0	0
0200	1	0	1	0	0	0	0	0	0	0	0	0	0	0
0300	2	0	2	0	0	0	0	0	0	0	0	0	0	0
0400	10	0	7	3	0	0	0	0	0	0	0	0	0	0
0500	14	0	11	3	0	0	0	0	0	0	0	0	0	0
0600	51	0	47	3	0	1	0	0	0	0	0	0	0	0
0700	44	0	42	2	0	0	0	0	0	0	0	0	0	0
0800	49	0	48	1	0	0	0	0	0	0	0	0	0	0
0900	75	1	68	2	0	1	2	1	0	0	0	0	0	0
1000	116	0	110	2	0	0	3	1	0	0	0	0	0	0
1100	119	1	109	4	0	1	2	1	0	0	0	0	0	1
1200	105	2	101	0	0	1	0	1	0	0	0	0	0	0
1300	90	1	82	3	0	1	2	1	0	0	0	0	0	0
1400	121	0	112	3	0	0	2	4	0	0	0	0	0	0
1500	224	7	202	5	0	1	6	1	0	2	0	0	0	0
1600	157	13	126	2	0	0	15	0	0	0	1	0	0	0
1700	163	10	138	2	0	0	10	0	0	1	0	1	0	1
1800	287	20	228	2	0	0	14	6	1	1	2	0	0	13
1900	314	21	232	5	0	0	16	9	7	1	3	0	0	20
2000	138	7	112	1	0	0	8	5	1	0	0	0	0	4
2100	19	1	14	2	0	0	2	0	0	0	0	0	0	0
2200	10	1	8	1	0	0	0	0	0	0	0	0	0	0
2300	8	2	5	0	0	0	1	0	0	0	0	0	0	0
07-19	1550	55	1366	28	0	5	56	16	1	4	3	1	0	15
06-22	2072	84	1771	39	0	6	82	30	9	5	6	1	0	39
06-00	2090	87	1784	40	0	6	83	30	9	5	6	1	0	39
00-00	2117	87	1805	46	0	6	83	30	9	5	6	1	0	39

Peak step 19:00 (314) AM Peak step 11:00 (119) PM Peak step 19:00 (314)

*** Thursday, October 5, 2023**

Time	Total	Cls	Cls	Cls	Cls	Cls	Cls	Cls	Cls	Cls	Cls	Cls	Cls	Cls
<--		1	2	3	4	5	6	7	8	9	10	11	12	13
0000	25	5	16	1	0	0	2	1	0	0	0	0	0	0
0100	3	0	3	0	0	0	0	0	0	0	0	0	0	0
0200	3	0	2	0	0	0	1	0	0	0	0	0	0	0
0300	4	0	2	2	0	0	0	0	0	0	0	0	0	0
0400	9	0	8	1	0	0	0	0	0	0	0	0	0	0
0500	8	0	6	2	0	0	0	0	0	0	0	0	0	0
0600	52	0	50	2	0	0	0	0	0	0	0	0	0	0
0700	56	2	49	4	0	0	1	0	0	0	0	0	0	0
0800	74	5	62	1	0	0	2	3	0	1	0	0	0	0
0900	136	1	126	1	0	0	2	3	0	3	0	0	0	0
1000	99	2	90	2	0	0	0	5	0	0	0	0	0	0
1100	106	0	96	3	0	0	0	6	0	0	0	0	0	1
1200	99	1	89	3	0	0	1	4	0	0	1	0	0	0
1300	83	0	79	1	0	0	1	2	0	0	0	0	0	0
1400	88	3	79	2	0	0	3	1	0	0	0	0	0	0
1500	69	1	67	1	0	0	0	0	0	0	0	0	0	0
1600	54	0	53	1	0	0	0	0	0	0	0	0	0	0
1700	74	3	68	3	0	0	0	0	0	0	0	0	0	0
1800	76	2	73	1	0	0	0	0	0	0	0	0	0	0
1900	11	1	10	0	0	0	0	0	0	0	0	0	0	0
2000	0	0	0	0	0	0	0	0	0	0	0	0	0	0
2100	0	0	0	0	0	0	0	0	0	0	0	0	0	0
2200	0	0	0	0	0	0	0	0	0	0	0	0	0	0
2300	0	0	0	0	0	0	0	0	0	0	0	0	0	0
07-19	1014	20	931	23	0	0	10	24	0	4	1	0	0	1
06-22	1077	21	991	25	0	0	10	24	0	4	1	0	0	1
06-00	1077	21	991	25	0	0	10	24	0	4	1	0	0	1
00-00	1129	26	1028	31	0	0	13	25	0	4	1	0	0	1

Peak step 9:00 (136) AM Peak step 9:00 (136) PM Peak step 12:00 (99)

*** Friday, October 6, 2023**

Time	Total	Cls	Cls	Cls	Cls	Cls	Cls	Cls	Cls	Cls	Cls	Cls	Cls	Cls
<--		1	2	3	4	5	6	7	8	9	10	11	12	13
0000	0	0	0	0	0	0	0	0	0	0	0	0	0	0
0100	0	0	0	0	0	0	0	0	0	0	0	0	0	0
0200	1	0	1	0	0	0	0	0	0	0	0	0	0	0
0300	3	0	3	0	0	0	0	0	0	0	0	0	0	0
0400	8	0	8	0	0	0	0	0	0	0	0	0	0	0
0500	13	0	11	2	0	0	0	0	0	0	0	0	0	0
0600	53	0	52	0	0	0	1	0	0	0	0	0	0	0
0700	65	0	64	1	0	0	0	0	0	0	0	0	0	0
0800	57	0	56	1	0	0	0	0	0	0	0	0	0	0
0900	63	0	62	1	0	0	0	0	0	0	0	0	0	0
1000	94	0	94	0	0	0	0	0	0	0	0	0	0	0
1100	87	0	86	1	0	0	0	0	0	0	0	0	0	0
1200	70	2	67	1	0	0	0	0	0	0	0	0	0	0
1300	76	0	75	0	0	0	1	0	0	0	0	0	0	0
1400	44	0	44	0	0	0	0	0	0	0	0	0	0	0
1500	76	0	74	2	0	0	0	0	0	0	0	0	0	0
1600	58	1	55	2	0	0	0	0	0	0	0	0	0	0
1700	69	3	66	0	0	0	0	0	0	0	0	0	0	0
1800	73	0	73	0	0	0	0	0	0	0	0	0	0	0
1900	10	0	9	1	0	0	0	0	0	0	0	0	0	0
2000	0	0	0	0	0	0	0	0	0	0	0	0	0	0
2100	0	0	0	0	0	0	0	0	0	0	0	0	0	0
2200	0	0	0	0	0	0	0	0	0	0	0	0	0	0
2300	0	0	0	0	0	0	0	0	0	0	0	0	0	0
07-19	832	6	816	9	0	0	1	0	0	0	0	0	0	0
06-22	895	6	877	10	0	0	2	0	0	0	0	0	0	0
06-00	895	6	877	10	0	0	2	0	0	0	0	0	0	0
00-00	920	6	900	12	0	0	2	0	0	0	0	0	0	0

Peak step 10:00 (94) AM Peak step 10:00 (94) PM Peak step 13:00 (76)

*** Saturday, October 7, 2023**

Time	Total	Cls	Cls	Cls	Cls	Cls	Cls	Cls	Cls	Cls	Cls	Cls	Cls	Cls
<--		1	2	3	4	5	6	7	8	9	10	11	12	13
0000	0	0	0	0	0	0	0	0	0	0	0	0	0	0
0100	0	0	0	0	0	0	0	0	0	0	0	0	0	0
0200	1	0	1	0	0	0	0	0	0	0	0	0	0	0
0300	2	0	2	0	0	0	0	0	0	0	0	0	0	0
0400	6	0	6	0	0	0	0	0	0	0	0	0	0	0
0500	6	1	4	1	0	0	0	0	0	0	0	0	0	0
0600	39	0	38	0	0	0	1	0	0	0	0	0	0	0
0700	78	0	77	1	0	0	0	0	0	0	0	0	0	0
0800	98	2	93	3	0	0	0	0	0	0	0	0	0	0
0900	124	0	124	0	0	0	0	0	0	0	0	0	0	0
1000	133	1	129	2	1	0	0	0	0	0	0	0	0	0
1100	125	2	123	0	0	0	0	0	0	0	0	0	0	0
1200	162	0	160	2	0	0	0	0	0	0	0	0	0	0
1300	121	1	119	1	0	0	0	0	0	0	0	0	0	0
1400	81	0	80	1	0	0	0	0	0	0	0	0	0	0
1500	141	0	140	1	0	0	0	0	0	0	0	0	0	0
1600	88	0	88	0	0	0	0	0	0	0	0	0	0	0
1700	106	0	105	1	0	0	0	0	0	0	0	0	0	0
1800	103	0	103	0	0	0	0	0	0	0	0	0	0	0
1900	20	0	19	1	0	0	0	0	0	0	0	0	0	0
2000	0	0	0	0	0	0	0	0	0	0	0	0	0	0
2100	0	0	0	0	0	0	0	0	0	0	0	0	0	0
2200	0	0	0	0	0	0	0	0	0	0	0	0	0	0
2300	0	0	0	0	0	0	0	0	0	0	0	0	0	0
07-19	1360	6	1341	12	1	0	0	0	0	0	0	0	0	0
06-22	1419	6	1398	13	1	0	1	0	0	0	0	0	0	0
06-00	1419	6	1398	13	1	0	1	0	0	0	0	0	0	0
00-00	1434	7	1411	14	1	0	1	0	0	0	0	0	0	0

Peak step 12:00 (162) AM Peak step 10:00 (133) PM Peak step 12:00 (162)

*** Sunday, October 8, 2023**

Time	Total	Cls 1	Cls 2	Cls 3	Cls 4	Cls 5	Cls 6	Cls 7	Cls 8	Cls 9	Cls 10	Cls 11	Cls 12	Cls 13
<--		1	2	3	4	5	6	7	8	9	10	11	12	13
0000	0	0	0	0	0	0	0	0	0	0	0	0	0	0
0100	0	0	0	0	0	0	0	0	0	0	0	0	0	0
0200	0	0	0	0	0	0	0	0	0	0	0	0	0	0
0300	0	0	0	0	0	0	0	0	0	0	0	0	0	0
0400	6	0	4	2	0	0	0	0	0	0	0	0	0	0
0500	5	0	5	0	0	0	0	0	0	0	0	0	0	0
0600	44	0	43	1	0	0	0	0	0	0	0	0	0	0
0700	75	0	74	1	0	0	0	0	0	0	0	0	0	0
0800	105	0	104	1	0	0	0	0	0	0	0	0	0	0
0900	129	1	124	4	0	0	0	0	0	0	0	0	0	0
1000	140	0	139	1	0	0	0	0	0	0	0	0	0	0
1100	132	0	130	1	0	0	0	0	1	0	0	0	0	0
1200	147	0	146	1	0	0	0	0	0	0	0	0	0	0
1300	151	0	148	3	0	0	0	0	0	0	0	0	0	0
1400	120	1	118	1	0	0	0	0	0	0	0	0	0	0
1500	163	1	160	1	0	0	1	0	0	0	0	0	0	0
1600	139	0	139	0	0	0	0	0	0	0	0	0	0	0
1700	129	0	128	1	0	0	0	0	0	0	0	0	0	0
1800	119	1	118	0	0	0	0	0	0	0	0	0	0	0
1900	7	0	6	1	0	0	0	0	0	0	0	0	0	0
2000	5	0	5	0	0	0	0	0	0	0	0	0	0	0
2100	7	0	6	1	0	0	0	0	0	0	0	0	0	0
2200	0	0	0	0	0	0	0	0	0	0	0	0	0	0
2300	0	0	0	0	0	0	0	0	0	0	0	0	0	0
07-19	1549	4	1528	15	0	0	1	0	1	0	0	0	0	0
06-22	1612	4	1588	18	0	0	1	0	1	0	0	0	0	0
06-00	1612	4	1588	18	0	0	1	0	1	0	0	0	0	0
00-00	1623	4	1597	20	0	0	1	0	1	0	0	0	0	0

Peak step 15:00 (163) AM Peak step 10:00 (140) PM Peak step 15:00 (163)

*** Monday, October 9, 2023**

Time	Total	Cls 1	Cls 2	Cls 3	Cls 4	Cls 5	Cls 6	Cls 7	Cls 8	Cls 9	Cls 10	Cls 11	Cls 12	Cls 13
<--		1	2	3	4	5	6	7	8	9	10	11	12	13
0000	0	0	0	0	0	0	0	0	0	0	0	0	0	0
0100	0	0	0	0	0	0	0	0	0	0	0	0	0	0
0200	0	0	0	0	0	0	0	0	0	0	0	0	0	0
0300	0	0	0	0	0	0	0	0	0	0	0	0	0	0
0400	11	0	8	2	0	0	0	1	0	0	0	0	0	0
0500	13	0	12	1	0	0	0	0	0	0	0	0	0	0
0600	58	0	55	1	0	0	2	0	0	0	0	0	0	0
0700	53	0	50	3	0	0	0	0	0	0	0	0	0	0
0800	51	1	49	1	0	0	0	0	0	0	0	0	0	0
0900	121	1	114	2	0	0	3	1	0	0	0	0	0	0
1000	107	2	102	0	0	0	2	1	0	0	0	0	0	0
1100	130	1	125	1	0	1	0	2	0	0	0	0	0	0
1200	92	0	85	3	0	2	1	1	0	0	0	0	0	0
1300	103	0	97	4	2	0	0	0	0	0	0	0	0	0
1400	68	0	68	0	0	0	0	0	0	0	0	0	0	0
1500	81	0	80	1	0	0	0	0	0	0	0	0	0	0
1600	66	0	66	0	0	0	0	0	0	0	0	0	0	0
1700	75	2	72	1	0	0	0	0	0	0	0	0	0	0
1800	32	0	32	0	0	0	0	0	0	0	0	0	0	0
1900	0	0	0	0	0	0	0	0	0	0	0	0	0	0
2000	0	0	0	0	0	0	0	0	0	0	0	0	0	0
2100	0	0	0	0	0	0	0	0	0	0	0	0	0	0
2200	0	0	0	0	0	0	0	0	0	0	0	0	0	0
2300	0	0	0	0	0	0	0	0	0	0	0	0	0	0
07-19	979	7	940	16	2	3	6	5	0	0	0	0	0	0
06-22	1037	7	995	17	2	3	8	5	0	0	0	0	0	0
06-00	1037	7	995	17	2	3	8	5	0	0	0	0	0	0
00-00	1061	7	1015	20	2	3	8	6	0	0	0	0	0	0

Peak step 11:00 (130) AM Peak step 11:00 (130) PM Peak step 13:00 (103)

* Tuesday, October 10, 2023

Time	Total	Cls	Cls	Cls	Cls	Cls	Cls	Cls	Cls	Cls	Cls	Cls	Cls	Cls
<--		1	2	3	4	5	6	7	8	9	10	11	12	13
0000	0	0	0	0	0	0	0	0	0	0	0	0	0	0
0100	0	0	0	0	0	0	0	0	0	0	0	0	0	0
0200	1	0	1	0	0	0	0	0	0	0	0	0	0	0
0300	5	0	4	1	0	0	0	0	0	0	0	0	0	0
0400	11	0	10	1	0	0	0	0	0	0	0	0	0	0
0500	9	0	7	2	0	0	0	0	0	0	0	0	0	0
0600	59	1	56	2	0	0	0	0	0	0	0	0	0	0
0700	47	1	42	4	0	0	0	0	0	0	0	0	0	0
0800	50	0	49	0	0	0	1	0	0	0	0	0	0	0
0900	77	3	65	3	3	1	2	0	0	0	0	0	0	0
1000	101	3	82	5	1	2	3	4	0	0	1	0	0	0
1100	152	1	139	5	0	1	0	6	0	0	0	0	0	0
1200	107	1	96	1	3	1	2	2	0	0	1	0	0	0
1300	72	0	67	1	0	1	1	1	0	0	1	0	0	0
1400	86	0	80	3	1	0	2	0	0	0	0	0	0	0
1500	67	1	62	2	0	0	0	1	0	1	0	0	0	0
1600	65	0	64	0	0	0	0	1	0	0	0	0	0	0
1700	92	1	89	2	0	0	0	0	0	0	0	0	0	0
1800	57	0	57	0	0	0	0	0	0	0	0	0	0	0
1900	6	0	5	1	0	0	0	0	0	0	0	0	0	0
2000	0	0	0	0	0	0	0	0	0	0	0	0	0	0
2100	0	0	0	0	0	0	0	0	0	0	0	0	0	0
2200	0	0	0	0	0	0	0	0	0	0	0	0	0	0
2300	0	0	0	0	0	0	0	0	0	0	0	0	0	0
07-19	973	11	892	26	8	6	11	15	0	1	3	0	0	0
06-22	1038	12	953	29	8	6	11	15	0	1	3	0	0	0
06-00	1038	12	953	29	8	6	11	15	0	1	3	0	0	0
00-00	1064	12	975	33	8	6	11	15	0	1	3	0	0	0

Peak step 11:00 (152) AM Peak step 11:00 (152) PM Peak step 12:00 (107)

Traffic Data Service -- San Jose, CA Class Report

CustomList-925 -- English (ENU)

Datasets:

Site: [6] SHORELINE BLVD N OF NORTH RD
Data type: Axle sensors - Paired (Class/Speed/Count)

Profile:

Included classes: 1, 2, 3, 4, 5, 6, 7, 8, 9, 10, 11, 12, 13
Speed range: 0 - 100 mph.
Direction: South (bound), P = South, Lane = 0-16
Name: Default Profile
Scheme: Vehicle classification (Scheme F)
Units: Non metric (ft, mi, ft/s, mph, lb, ton)

Column Legend:

0 [Time] 24-hour time (0000 - 2359)
1 [Total] Number in time step
2 [Cls] Class totals

*** Sunday, September 10, 2023**

Time	Total	Cls 1	Cls 2	Cls 3	Cls 4	Cls 5	Cls 6	Cls 7	Cls 8	Cls 9	Cls 10	Cls 11	Cls 12	Cls 13
<--		1	2	3	4	5	6	7	8	9	10	11	12	13
0000	7	0	5	1	1	0	0	0	0	0	0	0	0	0
0100	3	0	3	0	0	0	0	0	0	0	0	0	0	0
0200	1	0	1	0	0	0	0	0	0	0	0	0	0	0
0300	1	0	1	0	0	0	0	0	0	0	0	0	0	0
0400	0	0	0	0	0	0	0	0	0	0	0	0	0	0
0500	2	0	2	0	0	0	0	0	0	0	0	0	0	0
0600	6	0	5	1	0	0	0	0	0	0	0	0	0	0
0700	13	0	11	2	0	0	0	0	0	0	0	0	0	0
0800	34	0	30	4	0	0	0	0	0	0	0	0	0	0
0900	54	0	49	4	0	0	1	0	0	0	0	0	0	0
1000	94	0	86	8	0	0	0	0	0	0	0	0	0	0
1100	133	0	119	13	0	0	1	0	0	0	0	0	0	0
1200	163	0	138	25	0	0	0	0	0	0	0	0	0	0
1300	180	0	166	14	0	0	0	0	0	0	0	0	0	0
1400	123	1	100	21	1	0	0	0	0	0	0	0	0	0
1500	162	1	126	35	0	0	0	0	0	0	0	0	0	0
1600	148	1	116	31	0	0	0	0	0	0	0	0	0	0
1700	136	0	114	22	0	0	0	0	0	0	0	0	0	0
1800	177	0	147	30	0	0	0	0	0	0	0	0	0	0
1900	192	0	174	18	0	0	0	0	0	0	0	0	0	0
2000	46	0	41	5	0	0	0	0	0	0	0	0	0	0
2100	1	0	1	0	0	0	0	0	0	0	0	0	0	0
2200	0	0	0	0	0	0	0	0	0	0	0	0	0	0
2300	1	0	1	0	0	0	0	0	0	0	0	0	0	0
07-19	1417	3	1202	209	1	0	2	0	0	0	0	0	0	0
06-22	1662	3	1423	233	1	0	2	0	0	0	0	0	0	0
06-00	1663	3	1424	233	1	0	2	0	0	0	0	0	0	0
00-00	1677	3	1436	234	2	0	2	0	0	0	0	0	0	0

Peak step 19:00 (192) AM Peak step 11:00 (133) PM Peak step 19:00 (192)

*** Monday, September 11, 2023**

Time	Total	Cls 1	Cls 2	Cls 3	Cls 4	Cls 5	Cls 6	Cls 7	Cls 8	Cls 9	Cls 10	Cls 11	Cls 12	Cls 13
<--		1	2	3	4	5	6	7	8	9	10	11	12	13
0000	0	0	0	0	0	0	0	0	0	0	0	0	0	0
0100	1	0	1	0	0	0	0	0	0	0	0	0	0	0
0200	0	0	0	0	0	0	0	0	0	0	0	0	0	0
0300	0	0	0	0	0	0	0	0	0	0	0	0	0	0
0400	2	0	0	1	0	0	1	0	0	0	0	0	0	0
0500	6	1	4	1	0	0	0	0	0	0	0	0	0	0
0600	5	1	2	1	0	0	1	0	0	0	0	0	0	0
0700	10	0	8	1	0	0	1	0	0	0	0	0	0	0
0800	17	0	12	5	0	0	0	0	0	0	0	0	0	0
0900	32	0	24	8	0	0	0	0	0	0	0	0	0	0
1000	58	0	48	9	0	1	0	0	0	0	0	0	0	0
1100	80	2	69	8	0	1	0	0	0	0	0	0	0	0
1200	97	0	84	13	0	0	0	0	0	0	0	0	0	0
1300	93	0	71	22	0	0	0	0	0	0	0	0	0	0
1400	82	0	69	13	0	0	0	0	0	0	0	0	0	0
1500	72	0	64	8	0	0	0	0	0	0	0	0	0	0
1600	61	0	47	14	0	0	0	0	0	0	0	0	0	0
1700	82	2	59	21	0	0	0	0	0	0	0	0	0	0
1800	108	1	91	15	0	0	0	0	1	0	0	0	0	0
1900	132	0	115	16	0	0	0	0	0	0	0	1	0	0
2000	23	0	21	2	0	0	0	0	0	0	0	0	0	0
2100	1	0	1	0	0	0	0	0	0	0	0	0	0	0
2200	1	0	1	0	0	0	0	0	0	0	0	0	0	0
2300	0	0	0	0	0	0	0	0	0	0	0	0	0	0
07-19	792	5	646	137	0	2	1	0	1	0	0	0	0	0
06-22	953	6	785	156	0	2	2	0	1	0	0	1	0	0
06-00	954	6	786	156	0	2	2	0	1	0	0	1	0	0
00-00	963	7	791	158	0	2	3	0	1	0	0	1	0	0

Peak step 19:00 (132) AM Peak step 11:00 (80) PM Peak step 19:00 (132)

*** Tuesday, September 12, 2023**

Time	Total	Cls 1	Cls 2	Cls 3	Cls 4	Cls 5	Cls 6	Cls 7	Cls 8	Cls 9	Cls 10	Cls 11	Cls 12	Cls 13
<--		1	2	3	4	5	6	7	8	9	10	11	12	13
0000	0	0	0	0	0	0	0	0	0	0	0	0	0	0
0100	0	0	0	0	0	0	0	0	0	0	0	0	0	0
0200	0	0	0	0	0	0	0	0	0	0	0	0	0	0
0300	0	0	0	0	0	0	0	0	0	0	0	0	0	0
0400	0	0	0	0	0	0	0	0	0	0	0	0	0	0
0500	3	0	1	2	0	0	0	0	0	0	0	0	0	0
0600	4	0	0	2	0	0	1	0	1	0	0	0	0	0
0700	10	0	7	3	0	0	0	0	0	0	0	0	0	0
0800	18	0	13	5	0	0	0	0	0	0	0	0	0	0
0900	40	0	31	9	0	0	0	0	0	0	0	0	0	0
1000	46	0	35	9	1	1	0	0	0	0	0	0	0	0
1100	72	0	55	16	0	1	0	0	0	0	0	0	0	0
1200	72	0	65	7	0	0	0	0	0	0	0	0	0	0
1300	88	1	77	10	0	0	0	0	0	0	0	0	0	0
1400	87	0	69	18	0	0	0	0	0	0	0	0	0	0
1500	93	0	80	13	0	0	0	0	0	0	0	0	0	0
1600	68	0	58	10	0	0	0	0	0	0	0	0	0	0
1700	74	0	65	9	0	0	0	0	0	0	0	0	0	0
1800	82	0	72	9	0	1	0	0	0	0	0	0	0	0
1900	120	1	109	10	0	0	0	0	0	0	0	0	0	0
2000	39	0	33	6	0	0	0	0	0	0	0	0	0	0
2100	39	0	38	0	0	0	1	0	0	0	0	0	0	0
2200	54	0	46	2	0	0	5	0	0	0	0	0	1	0
2300	47	1	41	0	0	0	4	0	0	0	0	0	0	1
07-19	750	1	627	118	1	3	0	0	0	0	0	0	0	0
06-22	952	2	807	136	1	3	2	0	1	0	0	0	0	0
06-00	1053	3	894	138	1	3	11	0	1	0	0	0	1	1
00-00	1056	3	895	140	1	3	11	0	1	0	0	0	1	1

Peak step 19:00 (120) AM Peak step 11:00 (72) PM Peak step 19:00 (120)

*** Wednesday, September 13, 2023**

Time	Total	Cls	Cls	Cls	Cls	Cls	Cls	Cls	Cls	Cls	Cls	Cls	Cls	Cls
<--		1	2	3	4	5	6	7	8	9	10	11	12	13
0000	41	0	35	5	0	0	1	0	0	0	0	0	0	0
0100	2	0	1	1	0	0	0	0	0	0	0	0	0	0
0200	0	0	0	0	0	0	0	0	0	0	0	0	0	0
0300	0	0	0	0	0	0	0	0	0	0	0	0	0	0
0400	0	0	0	0	0	0	0	0	0	0	0	0	0	0
0500	3	1	1	1	0	0	0	0	0	0	0	0	0	0
0600	5	0	4	0	0	0	1	0	0	0	0	0	0	0
0700	11	0	10	1	0	0	0	0	0	0	0	0	0	0
0800	22	0	13	9	0	0	0	0	0	0	0	0	0	0
0900	16	0	14	2	0	0	0	0	0	0	0	0	0	0
1000	44	1	31	11	1	0	0	0	0	0	0	0	0	0
1100	62	0	49	13	0	0	0	0	0	0	0	0	0	0
1200	71	0	49	20	0	2	0	0	0	0	0	0	0	0
1300	65	0	46	19	0	0	0	0	0	0	0	0	0	0
1400	66	0	43	22	0	1	0	0	0	0	0	0	0	0
1500	85	4	64	17	0	0	0	0	0	0	0	0	0	0
1600	77	0	46	31	0	0	0	0	0	0	0	0	0	0
1700	73	0	51	22	0	0	0	0	0	0	0	0	0	0
1800	72	0	50	22	0	0	0	0	0	0	0	0	0	0
1900	156	1	114	40	0	0	1	0	0	0	0	0	0	0
2000	17	0	13	4	0	0	0	0	0	0	0	0	0	0
2100	3	0	3	0	0	0	0	0	0	0	0	0	0	0
2200	1	0	1	0	0	0	0	0	0	0	0	0	0	0
2300	0	0	0	0	0	0	0	0	0	0	0	0	0	0
07-19	664	5	466	189	1	3	0	0	0	0	0	0	0	0
06-22	845	6	600	233	1	3	2	0	0	0	0	0	0	0
06-00	846	6	601	233	1	3	2	0	0	0	0	0	0	0
00-00	892	7	638	240	1	3	3	0	0	0	0	0	0	0

Peak step 19:00 (156) AM Peak step 11:00 (62) PM Peak step 19:00 (156)

*** Thursday, September 14, 2023**

Time	Total	Cls	Cls	Cls	Cls	Cls	Cls	Cls	Cls	Cls	Cls	Cls	Cls	Cls
<--		1	2	3	4	5	6	7	8	9	10	11	12	13
0000	0	0	0	0	0	0	0	0	0	0	0	0	0	0
0100	0	0	0	0	0	0	0	0	0	0	0	0	0	0
0200	0	0	0	0	0	0	0	0	0	0	0	0	0	0
0300	0	0	0	0	0	0	0	0	0	0	0	0	0	0
0400	0	0	0	0	0	0	0	0	0	0	0	0	0	0
0500	5	2	1	0	0	0	2	0	0	0	0	0	0	0
0600	3	0	2	1	0	0	0	0	0	0	0	0	0	0
0700	11	1	7	3	0	0	0	0	0	0	0	0	0	0
0800	18	0	10	8	0	0	0	0	0	0	0	0	0	0
0900	49	0	38	11	0	0	0	0	0	0	0	0	0	0
1000	55	2	37	15	0	1	0	0	0	0	0	0	0	0
1100	74	0	57	15	0	2	0	0	0	0	0	0	0	0
1200	75	0	50	24	0	1	0	0	0	0	0	0	0	0
1300	94	0	72	21	0	0	0	0	0	0	0	0	0	1
1400	82	0	54	27	1	0	0	0	0	0	0	0	0	0
1500	103	0	80	23	0	0	0	0	0	0	0	0	0	0
1600	98	0	70	28	0	0	0	0	0	0	0	0	0	0
1700	82	1	49	32	0	0	0	0	0	0	0	0	0	0
1800	107	0	79	28	0	0	0	0	0	0	0	0	0	0
1900	139	0	111	28	0	0	0	0	0	0	0	0	0	0
2000	22	0	16	6	0	0	0	0	0	0	0	0	0	0
2100	0	0	0	0	0	0	0	0	0	0	0	0	0	0
2200	1	0	1	0	0	0	0	0	0	0	0	0	0	0
2300	0	0	0	0	0	0	0	0	0	0	0	0	0	0
07-19	848	4	603	235	1	4	0	0	0	0	0	0	0	1
06-22	1012	4	732	270	1	4	0	0	0	0	0	0	0	1
06-00	1013	4	733	270	1	4	0	0	0	0	0	0	0	1
00-00	1018	6	734	270	1	4	2	0	0	0	0	0	0	1

Peak step 19:00 (139) AM Peak step 11:00 (74) PM Peak step 19:00 (139)

*** Friday, September 15, 2023**

Time	Total	Cls	Cls	Cls	Cls	Cls	Cls	Cls	Cls	Cls	Cls	Cls	Cls	Cls
<--		1	2	3	4	5	6	7	8	9	10	11	12	13
0000	0	0	0	0	0	0	0	0	0	0	0	0	0	0
0100	0	0	0	0	0	0	0	0	0	0	0	0	0	0
0200	0	0	0	0	0	0	0	0	0	0	0	0	0	0
0300	0	0	0	0	0	0	0	0	0	0	0	0	0	0
0400	0	0	0	0	0	0	0	0	0	0	0	0	0	0
0500	3	0	2	0	0	0	1	0	0	0	0	0	0	0
0600	2	0	1	0	0	0	1	0	0	0	0	0	0	0
0700	13	0	11	2	0	0	0	0	0	0	0	0	0	0
0800	16	0	12	3	0	1	0	0	0	0	0	0	0	0
0900	29	0	22	7	0	0	0	0	0	0	0	0	0	0
1000	51	0	38	12	0	1	0	0	0	0	0	0	0	0
1100	93	0	75	16	0	1	1	0	0	0	0	0	0	0
1200	88	0	69	18	0	0	0	0	1	0	0	0	0	0
1300	112	0	82	29	0	0	1	0	0	0	0	0	0	0
1400	118	0	97	21	0	0	0	0	0	0	0	0	0	0
1500	99	0	78	21	0	0	0	0	0	0	0	0	0	0
1600	114	0	95	19	0	0	0	0	0	0	0	0	0	0
1700	114	0	102	12	0	0	0	0	0	0	0	0	0	0
1800	94	0	73	21	0	0	0	0	0	0	0	0	0	0
1900	198	0	178	20	0	0	0	0	0	0	0	0	0	0
2000	17	0	14	3	0	0	0	0	0	0	0	0	0	0
2100	5	0	4	0	0	0	1	0	0	0	0	0	0	0
2200	1	0	1	0	0	0	0	0	0	0	0	0	0	0
2300	0	0	0	0	0	0	0	0	0	0	0	0	0	0
07-19	941	0	754	181	0	3	2	0	1	0	0	0	0	0
06-22	1163	0	951	204	0	3	4	0	1	0	0	0	0	0
06-00	1164	0	952	204	0	3	4	0	1	0	0	0	0	0
00-00	1167	0	954	204	0	3	5	0	1	0	0	0	0	0

Peak step 19:00 (198) AM Peak step 11:00 (93) PM Peak step 19:00 (198)

*** Saturday, September 16, 2023**

Time	Total	Cls	Cls	Cls	Cls	Cls	Cls	Cls	Cls	Cls	Cls	Cls	Cls	Cls
<--		1	2	3	4	5	6	7	8	9	10	11	12	13
0000	0	0	0	0	0	0	0	0	0	0	0	0	0	0
0100	0	0	0	0	0	0	0	0	0	0	0	0	0	0
0200	1	0	1	0	0	0	0	0	0	0	0	0	0	0
0300	0	0	0	0	0	0	0	0	0	0	0	0	0	0
0400	0	0	0	0	0	0	0	0	0	0	0	0	0	0
0500	2	0	1	1	0	0	0	0	0	0	0	0	0	0
0600	3	0	2	1	0	0	0	0	0	0	0	0	0	0
0700	10	0	7	3	0	0	0	0	0	0	0	0	0	0
0800	36	0	31	5	0	0	0	0	0	0	0	0	0	0
0900	76	0	65	10	0	0	1	0	0	0	0	0	0	0
1000	84	0	75	9	0	0	0	0	0	0	0	0	0	0
1100	116	0	103	13	0	0	0	0	0	0	0	0	0	0
1200	174	0	158	16	0	0	0	0	0	0	0	0	0	0
1300	141	1	123	17	0	0	0	0	0	0	0	0	0	0
1400	137	0	129	7	0	1	0	0	0	0	0	0	0	0
1500	152	0	143	9	0	0	0	0	0	0	0	0	0	0
1600	142	0	127	15	0	0	0	0	0	0	0	0	0	0
1700	160	0	151	9	0	0	0	0	0	0	0	0	0	0
1800	154	0	138	16	0	0	0	0	0	0	0	0	0	0
1900	222	0	206	16	0	0	0	0	0	0	0	0	0	0
2000	44	0	42	2	0	0	0	0	0	0	0	0	0	0
2100	25	0	21	4	0	0	0	0	0	0	0	0	0	0
2200	5	0	4	1	0	0	0	0	0	0	0	0	0	0
2300	0	0	0	0	0	0	0	0	0	0	0	0	0	0
07-19	1382	1	1250	129	0	1	1	0	0	0	0	0	0	0
06-22	1676	1	1521	152	0	1	1	0	0	0	0	0	0	0
06-00	1681	1	1525	153	0	1	1	0	0	0	0	0	0	0
00-00	1684	1	1527	154	0	1	1	0	0	0	0	0	0	0

Peak step 19:00 (222) AM Peak step 11:00 (116) PM Peak step 19:00 (222)

*** Sunday, September 17, 2023**

Time	Total	Cls	Cls	Cls	Cls	Cls	Cls	Cls	Cls	Cls	Cls	Cls	Cls	Cls
<--		1	2	3	4	5	6	7	8	9	10	11	12	13
0000	1	0	1	0	0	0	0	0	0	0	0	0	0	0
0100	1	0	1	0	0	0	0	0	0	0	0	0	0	0
0200	1	0	1	0	0	0	0	0	0	0	0	0	0	0
0300	0	0	0	0	0	0	0	0	0	0	0	0	0	0
0400	0	0	0	0	0	0	0	0	0	0	0	0	0	0
0500	1	0	1	0	0	0	0	0	0	0	0	0	0	0
0600	1	0	1	0	0	0	0	0	0	0	0	0	0	0
0700	16	0	15	1	0	0	0	0	0	0	0	0	0	0
0800	37	0	36	1	0	0	0	0	0	0	0	0	0	0
0900	84	0	81	3	0	0	0	0	0	0	0	0	0	0
1000	118	0	113	5	0	0	0	0	0	0	0	0	0	0
1100	151	1	134	16	0	0	0	0	0	0	0	0	0	0
1200	163	0	147	16	0	0	0	0	0	0	0	0	0	0
1300	180	0	157	23	0	0	0	0	0	0	0	0	0	0
1400	143	0	126	16	0	0	1	0	0	0	0	0	0	0
1500	185	0	165	19	1	0	0	0	0	0	0	0	0	0
1600	214	0	189	25	0	0	0	0	0	0	0	0	0	0
1700	167	0	153	14	0	0	0	0	0	0	0	0	0	0
1800	175	0	165	10	0	0	0	0	0	0	0	0	0	0
1900	222	0	205	15	2	0	0	0	0	0	0	0	0	0
2000	23	0	21	2	0	0	0	0	0	0	0	0	0	0
2100	17	0	17	0	0	0	0	0	0	0	0	0	0	0
2200	17	0	16	1	0	0	0	0	0	0	0	0	0	0
2300	14	0	11	2	1	0	0	0	0	0	0	0	0	0
07-19	1633	1	1481	149	1	0	1	0	0	0	0	0	0	0
06-22	1896	1	1725	166	3	0	1	0	0	0	0	0	0	0
06-00	1927	1	1752	169	4	0	1	0	0	0	0	0	0	0
00-00	1931	1	1756	169	4	0	1	0	0	0	0	0	0	0

Peak step 19:00 (222) AM Peak step 11:00 (151) PM Peak step 19:00 (222)

*** Monday, September 18, 2023**

Time	Total	Cls	Cls	Cls	Cls	Cls	Cls	Cls	Cls	Cls	Cls	Cls	Cls	Cls
<--		1	2	3	4	5	6	7	8	9	10	11	12	13
0000	3	0	3	0	0	0	0	0	0	0	0	0	0	0
0100	2	0	2	0	0	0	0	0	0	0	0	0	0	0
0200	0	0	0	0	0	0	0	0	0	0	0	0	0	0
0300	0	0	0	0	0	0	0	0	0	0	0	0	0	0
0400	0	0	0	0	0	0	0	0	0	0	0	0	0	0
0500	2	0	0	1	0	0	1	0	0	0	0	0	0	0
0600	4	0	1	1	0	0	1	0	0	0	0	1	0	0
0700	16	0	13	3	0	0	0	0	0	0	0	0	0	0
0800	20	0	15	4	1	0	0	0	0	0	0	0	0	0
0900	29	0	24	5	0	0	0	0	0	0	0	0	0	0
1000	43	0	35	8	0	0	0	0	0	0	0	0	0	0
1100	73	1	64	8	0	0	0	0	0	0	0	0	0	0
1200	77	0	70	7	0	0	0	0	0	0	0	0	0	0
1300	97	1	86	8	0	0	2	0	0	0	0	0	0	0
1400	84	0	77	7	0	0	0	0	0	0	0	0	0	0
1500	70	0	66	4	0	0	0	0	0	0	0	0	0	0
1600	77	0	71	6	0	0	0	0	0	0	0	0	0	0
1700	67	0	61	6	0	0	0	0	0	0	0	0	0	0
1800	120	0	111	9	0	0	0	0	0	0	0	0	0	0
1900	112	0	104	7	0	0	0	0	1	0	0	0	0	0
2000	63	0	58	5	0	0	0	0	0	0	0	0	0	0
2100	9	0	9	0	0	0	0	0	0	0	0	0	0	0
2200	2	0	2	0	0	0	0	0	0	0	0	0	0	0
2300	0	0	0	0	0	0	0	0	0	0	0	0	0	0
07-19	773	2	693	75	1	0	2	0	0	0	0	0	0	0
06-22	961	2	865	88	1	0	3	0	1	0	0	1	0	0
06-00	963	2	867	88	1	0	3	0	1	0	0	1	0	0
00-00	970	2	872	89	1	0	4	0	1	0	0	1	0	0

Peak step 18:00 (120) AM Peak step 11:00 (73) PM Peak step 18:00 (120)

*** Tuesday, September 19, 2023**

Time	Total	Cls	Cls	Cls	Cls	Cls	Cls	Cls	Cls	Cls	Cls	Cls	Cls	Cls
<--		1	2	3	4	5	6	7	8	9	10	11	12	13
0000	0	0	0	0	0	0	0	0	0	0	0	0	0	0
0100	0	0	0	0	0	0	0	0	0	0	0	0	0	0
0200	0	0	0	0	0	0	0	0	0	0	0	0	0	0
0300	0	0	0	0	0	0	0	0	0	0	0	0	0	0
0400	0	0	0	0	0	0	0	0	0	0	0	0	0	0
0500	1	0	0	1	0	0	0	0	0	0	0	0	0	0
0600	3	0	1	2	0	0	0	0	0	0	0	0	0	0
0700	11	0	8	2	0	0	1	0	0	0	0	0	0	0
0800	25	0	18	7	0	0	0	0	0	0	0	0	0	0
0900	29	0	25	3	0	1	0	0	0	0	0	0	0	0
1000	37	0	29	6	0	0	2	0	0	0	0	0	0	0
1100	58	1	48	7	0	0	2	0	0	0	0	0	0	0
1200	63	0	56	6	1	0	0	0	0	0	0	0	0	0
1300	105	0	95	10	0	0	0	0	0	0	0	0	0	0
1400	102	0	93	8	0	1	0	0	0	0	0	0	0	0
1500	55	0	48	7	0	0	0	0	0	0	0	0	0	0
1600	76	0	69	7	0	0	0	0	0	0	0	0	0	0
1700	58	0	53	5	0	0	0	0	0	0	0	0	0	0
1800	111	0	100	10	0	0	0	0	1	0	0	0	0	0
1900	106	1	95	10	0	0	0	0	0	0	0	0	0	0
2000	33	0	31	2	0	0	0	0	0	0	0	0	0	0
2100	3	0	3	0	0	0	0	0	0	0	0	0	0	0
2200	1	0	1	0	0	0	0	0	0	0	0	0	0	0
2300	0	0	0	0	0	0	0	0	0	0	0	0	0	0
07-19	730	1	642	78	1	2	5	0	1	0	0	0	0	0
06-22	875	2	772	92	1	2	5	0	1	0	0	0	0	0
06-00	876	2	773	92	1	2	5	0	1	0	0	0	0	0
00-00	877	2	773	93	1	2	5	0	1	0	0	0	0	0

Peak step 18:00 (111) AM Peak step 11:00 (58) PM Peak step 18:00 (111)

*** Wednesday, September 20, 2023**

Time	Total	Cls	Cls	Cls	Cls	Cls	Cls	Cls	Cls	Cls	Cls	Cls	Cls	Cls
<--		1	2	3	4	5	6	7	8	9	10	11	12	13
0000	0	0	0	0	0	0	0	0	0	0	0	0	0	0
0100	0	0	0	0	0	0	0	0	0	0	0	0	0	0
0200	0	0	0	0	0	0	0	0	0	0	0	0	0	0
0300	0	0	0	0	0	0	0	0	0	0	0	0	0	0
0400	0	0	0	0	0	0	0	0	0	0	0	0	0	0
0500	2	0	1	1	0	0	0	0	0	0	0	0	0	0
0600	4	0	2	1	0	0	1	0	0	0	0	0	0	0
0700	12	0	9	2	0	1	0	0	0	0	0	0	0	0
0800	16	0	10	4	0	0	2	0	0	0	0	0	0	0
0900	29	0	23	4	0	0	2	0	0	0	0	0	0	0
1000	39	0	35	3	0	0	1	0	0	0	0	0	0	0
1100	67	0	56	9	1	1	0	0	0	0	0	0	0	0
1200	70	0	65	5	0	0	0	0	0	0	0	0	0	0
1300	73	0	63	7	0	0	2	0	1	0	0	0	0	0
1400	70	1	62	6	0	0	1	0	0	0	0	0	0	0
1500	62	0	60	2	0	0	0	0	0	0	0	0	0	0
1600	64	0	60	4	0	0	0	0	0	0	0	0	0	0
1700	69	0	62	7	0	0	0	0	0	0	0	0	0	0
1800	83	0	78	5	0	0	0	0	0	0	0	0	0	0
1900	109	1	97	11	0	0	0	0	0	0	0	0	0	0
2000	9	0	8	1	0	0	0	0	0	0	0	0	0	0
2100	1	0	1	0	0	0	0	0	0	0	0	0	0	0
2200	0	0	0	0	0	0	0	0	0	0	0	0	0	0
2300	0	0	0	0	0	0	0	0	0	0	0	0	0	0
07-19	654	1	583	58	1	2	8	0	1	0	0	0	0	0
06-22	777	2	691	71	1	2	9	0	1	0	0	0	0	0
06-00	777	2	691	71	1	2	9	0	1	0	0	0	0	0
00-00	779	2	692	72	1	2	9	0	1	0	0	0	0	0

Peak step 19:00 (109) AM Peak step 11:00 (67) PM Peak step 19:00 (109)

*** Thursday, September 21, 2023**

Time	Total	Cls	Cls	Cls	Cls	Cls	Cls	Cls	Cls	Cls	Cls	Cls	Cls	Cls
<--		1	2	3	4	5	6	7	8	9	10	11	12	13
0000	0	0	0	0	0	0	0	0	0	0	0	0	0	0
0100	0	0	0	0	0	0	0	0	0	0	0	0	0	0
0200	0	0	0	0	0	0	0	0	0	0	0	0	0	0
0300	0	0	0	0	0	0	0	0	0	0	0	0	0	0
0400	0	0	0	0	0	0	0	0	0	0	0	0	0	0
0500	5	0	4	0	0	0	1	0	0	0	0	0	0	0
0600	6	0	2	3	0	1	0	0	0	0	0	0	0	0
0700	7	1	2	3	0	0	0	0	0	0	0	1	0	0
0800	25	0	15	9	1	0	0	0	0	0	0	0	0	0
0900	44	1	33	8	0	0	1	0	1	0	0	0	0	0
1000	39	0	31	8	0	0	0	0	0	0	0	0	0	0
1100	66	0	48	17	0	1	0	0	0	0	0	0	0	0
1200	59	0	46	11	0	2	0	0	0	0	0	0	0	0
1300	110	0	81	29	0	0	0	0	0	0	0	0	0	0
1400	88	1	67	20	0	0	0	0	0	0	0	0	0	0
1500	67	0	57	9	0	0	1	0	0	0	0	0	0	0
1600	79	0	63	16	0	0	0	0	0	0	0	0	0	0
1700	92	1	67	24	0	0	0	0	0	0	0	0	0	0
1800	90	1	66	23	0	0	0	0	0	0	0	0	0	0
1900	103	0	89	14	0	0	0	0	0	0	0	0	0	0
2000	16	1	9	6	0	0	0	0	0	0	0	0	0	0
2100	1	0	1	0	0	0	0	0	0	0	0	0	0	0
2200	0	0	0	0	0	0	0	0	0	0	0	0	0	0
2300	0	0	0	0	0	0	0	0	0	0	0	0	0	0
07-19	766	5	576	177	1	3	2	0	1	0	0	1	0	0
06-22	892	6	677	200	1	4	2	0	1	0	0	1	0	0
06-00	892	6	677	200	1	4	2	0	1	0	0	1	0	0
00-00	897	6	681	200	1	4	3	0	1	0	0	1	0	0

Peak step 13:00 (110) AM Peak step 11:00 (66) PM Peak step 13:00 (110)

*** Friday, September 22, 2023**

Time	Total	Cls	Cls	Cls	Cls	Cls	Cls	Cls	Cls	Cls	Cls	Cls	Cls	Cls
<--		1	2	3	4	5	6	7	8	9	10	11	12	13
0000	0	0	0	0	0	0	0	0	0	0	0	0	0	0
0100	0	0	0	0	0	0	0	0	0	0	0	0	0	0
0200	0	0	0	0	0	0	0	0	0	0	0	0	0	0
0300	0	0	0	0	0	0	0	0	0	0	0	0	0	0
0400	0	0	0	0	0	0	0	0	0	0	0	0	0	0
0500	5	0	4	1	0	0	0	0	0	0	0	0	0	0
0600	7	0	3	2	0	1	0	0	0	0	0	1	0	0
0700	12	1	10	1	0	0	0	0	0	0	0	0	0	0
0800	19	0	12	7	0	0	0	0	0	0	0	0	0	0
0900	36	1	28	6	0	1	0	0	0	0	0	0	0	0
1000	61	0	54	5	0	1	1	0	0	0	0	0	0	0
1100	79	0	66	13	0	0	0	0	0	0	0	0	0	0
1200	84	0	67	16	0	0	0	0	1	0	0	0	0	0
1300	98	0	76	22	0	0	0	0	0	0	0	0	0	0
1400	76	0	60	16	0	0	0	0	0	0	0	0	0	0
1500	59	0	50	8	0	1	0	0	0	0	0	0	0	0
1600	64	0	50	14	0	0	0	0	0	0	0	0	0	0
1700	86	0	69	17	0	0	0	0	0	0	0	0	0	0
1800	126	0	101	25	0	0	0	0	0	0	0	0	0	0
1900	201	1	165	35	0	0	0	0	0	0	0	0	0	0
2000	35	0	27	7	0	0	1	0	0	0	0	0	0	0
2100	18	0	16	2	0	0	0	0	0	0	0	0	0	0
2200	22	0	18	4	0	0	0	0	0	0	0	0	0	0
2300	18	1	10	6	0	0	0	0	0	0	0	1	0	0
07-19	800	2	643	150	0	3	1	0	1	0	0	0	0	0
06-22	1061	3	854	196	0	4	2	0	1	0	0	1	0	0
06-00	1101	4	882	206	0	4	2	0	1	0	0	2	0	0
00-00	1106	4	886	207	0	4	2	0	1	0	0	2	0	0

Peak step 19:00 (201) AM Peak step 11:00 (79) PM Peak step 19:00 (201)

* Saturday, September 23, 2023

Time	Total	Cls	Cls	Cls	Cls	Cls	Cls	Cls	Cls	Cls	Cls	Cls	Cls	Cls
<--		1	2	3	4	5	6	7	8	9	10	11	12	13
0000	2	0	1	1	0	0	0	0	0	0	0	0	0	0
0100	0	0	0	0	0	0	0	0	0	0	0	0	0	0
0200	0	0	0	0	0	0	0	0	0	0	0	0	0	0
0300	1	0	1	0	0	0	0	0	0	0	0	0	0	0
0400	0	0	0	0	0	0	0	0	0	0	0	0	0	0
0500	1	0	1	0	0	0	0	0	0	0	0	0	0	0
0600	2	0	2	0	0	0	0	0	0	0	0	0	0	0
0700	12	0	11	1	0	0	0	0	0	0	0	0	0	0
0800	26	0	25	1	0	0	0	0	0	0	0	0	0	0
0900	52	0	44	8	0	0	0	0	0	0	0	0	0	0
1000	80	0	66	14	0	0	0	0	0	0	0	0	0	0
1100	125	0	104	21	0	0	0	0	0	0	0	0	0	0
1200	158	1	138	19	0	0	0	0	0	0	0	0	0	0
1300	153	0	135	17	0	1	0	0	0	0	0	0	0	0
1400	219	4	184	31	0	0	0	0	0	0	0	0	0	0
1500	153	0	130	23	0	0	0	0	0	0	0	0	0	0
1600	133	0	120	13	0	0	0	0	0	0	0	0	0	0
1700	163	0	147	16	0	0	0	0	0	0	0	0	0	0
1800	214	0	190	23	0	1	0	0	0	0	0	0	0	0
1900	208	1	194	13	0	0	0	0	0	0	0	0	0	0
2000	60	0	52	6	0	2	0	0	0	0	0	0	0	0
2100	26	0	24	1	0	0	1	0	0	0	0	0	0	0
2200	15	0	12	3	0	0	0	0	0	0	0	0	0	0
2300	17	0	14	3	0	0	0	0	0	0	0	0	0	0
07-19	1488	5	1294	187	0	2	0	0	0	0	0	0	0	0
06-22	1784	6	1566	207	0	4	1	0	0	0	0	0	0	0
06-00	1816	6	1592	213	0	4	1	0	0	0	0	0	0	0
00-00	1820	6	1595	214	0	4	1	0	0	0	0	0	0	0

Peak step 14:00 (219) AM Peak step 11:00 (125) PM Peak step 14:00 (219)

Traffic Data Service -- San Jose, CA Class Report

CustomList-972 -- English (ENU)

Datasets:

Site: [6] SHORELINE BLVD N OF NORTH RD
Data type: Axle sensors - Paired (Class/Speed/Count)

Profile:

Included classes: 1, 2, 3, 4, 5, 6, 7, 8, 9, 10, 11, 12, 13
Speed range: 0 - 100 mph.
Direction: South (bound), P = South, Lane = 0-16
Name: Default Profile
Scheme: Vehicle classification (Scheme F)
Units: Non metric (ft, mi, ft/s, mph, lb, ton)

Column Legend:

0 [Time] 24-hour time (0000 - 2359)
1 [Total] Number in time step
2 [Cls] Class totals

*** Friday, September 29, 2023**

Time	Total	Cls 1	Cls 2	Cls 3	Cls 4	Cls 5	Cls 6	Cls 7	Cls 8	Cls 9	Cls 10	Cls 11	Cls 12	Cls 13
<--		1	2	3	4	5	6	7	8	9	10	11	12	13
0000	191	22	133	5	0	0	15	0	1	0	0	1	0	14
0100	17	0	16	0	0	0	1	0	0	0	0	0	0	0
0200	1	1	0	0	0	0	0	0	0	0	0	0	0	0
0300	0	0	0	0	0	0	0	0	0	0	0	0	0	0
0400	0	0	0	0	0	0	0	0	0	0	0	0	0	0
0500	4	0	3	1	0	0	0	0	0	0	0	0	0	0
0600	8	0	4	3	0	1	0	0	0	0	0	0	0	0
0700	16	0	14	1	0	0	1	0	0	0	0	0	0	0
0800	19	0	13	6	0	0	0	0	0	0	0	0	0	0
0900	40	0	33	6	0	1	0	0	0	0	0	0	0	0
1000	60	1	45	12	0	1	1	0	0	0	0	0	0	0
1100	97	1	78	16	0	2	0	0	0	0	0	0	0	0
1200	88	0	69	16	0	3	0	0	0	0	0	0	0	0
1300	125	3	95	24	1	0	0	0	2	0	0	0	0	0
1400	92	2	74	16	0	0	0	0	0	0	0	0	0	0
1500	88	0	68	19	0	0	1	0	0	0	0	0	0	0
1600	88	0	74	13	0	1	0	0	0	0	0	0	0	0
1700	91	3	72	15	0	0	1	0	0	0	0	0	0	0
1800	91	0	83	8	0	0	0	0	0	0	0	0	0	0
1900	139	5	119	14	0	0	1	0	0	0	0	0	0	0
2000	46	1	28	12	0	0	4	0	1	0	0	0	0	0
2100	44	1	36	2	0	0	5	0	0	0	0	0	0	0
2200	118	9	95	2	0	0	11	0	0	0	0	0	0	1
2300	175	12	124	3	0	0	9	0	1	0	1	0	0	25
07-19	895	10	718	152	1	8	4	0	2	0	0	0	0	0
06-22	1132	17	905	183	1	9	14	0	3	0	0	0	0	0
06-00	1425	38	1124	188	1	9	34	0	4	0	1	0	0	26
00-00	1638	61	1276	194	1	9	50	0	5	0	1	1	0	40

Peak step 0:00 (191) AM Peak step 0:00 (191) PM Peak step 23:00 (175)

*** Saturday, September 30, 2023**

Time	Total	Cls	Cls	Cls	Cls	Cls	Cls	Cls	Cls	Cls	Cls	Cls	Cls	Cls
<--		1	2	3	4	5	6	7	8	9	10	11	12	13
0000	44	1	34	6	0	1	2	0	0	0	0	0	0	0
0100	7	0	5	1	0	0	1	0	0	0	0	0	0	0
0200	3	0	2	1	0	0	0	0	0	0	0	0	0	0
0300	0	0	0	0	0	0	0	0	0	0	0	0	0	0
0400	0	0	0	0	0	0	0	0	0	0	0	0	0	0
0500	2	0	1	0	0	1	0	0	0	0	0	0	0	0
0600	1	0	0	1	0	0	0	0	0	0	0	0	0	0
0700	14	0	5	9	0	0	0	0	0	0	0	0	0	0
0800	16	0	9	7	0	0	0	0	0	0	0	0	0	0
0900	56	0	24	31	0	1	0	0	0	0	0	0	0	0
1000	87	0	48	39	0	0	0	0	0	0	0	0	0	0
1100	126	0	71	55	0	0	0	0	0	0	0	0	0	0
1200	157	0	88	68	0	1	0	0	0	0	0	0	0	0
1300	154	1	89	64	0	0	0	0	0	0	0	0	0	0
1400	128	0	80	48	0	0	0	0	0	0	0	0	0	0
1500	146	0	94	51	1	0	0	0	0	0	0	0	0	0
1600	159	0	109	50	0	0	0	0	0	0	0	0	0	0
1700	149	1	103	45	0	0	0	0	0	0	0	0	0	0
1800	172	1	134	37	0	0	0	0	0	0	0	0	0	0
1900	124	0	117	7	0	0	0	0	0	0	0	0	0	0
2000	18	0	16	2	0	0	0	0	0	0	0	0	0	0
2100	35	0	33	2	0	0	0	0	0	0	0	0	0	0
2200	38	0	33	5	0	0	0	0	0	0	0	0	0	0
2300	21	3	11	7	0	0	0	0	0	0	0	0	0	0
07-19	1364	3	854	504	1	2	0	0	0	0	0	0	0	0
06-22	1542	3	1020	516	1	2	0	0	0	0	0	0	0	0
06-00	1601	6	1064	528	1	2	0	0	0	0	0	0	0	0
00-00	1657	7	1106	536	1	4	3	0	0	0	0	0	0	0

Peak step 18:00 (172) AM Peak step 11:00 (126) PM Peak step 18:00 (172)

*** Sunday, October 1, 2023**

Time	Total	Cls	Cls	Cls	Cls	Cls	Cls	Cls	Cls	Cls	Cls	Cls	Cls	Cls
<--		1	2	3	4	5	6	7	8	9	10	11	12	13
0000	4	0	3	1	0	0	0	0	0	0	0	0	0	0
0100	0	0	0	0	0	0	0	0	0	0	0	0	0	0
0200	0	0	0	0	0	0	0	0	0	0	0	0	0	0
0300	0	0	0	0	0	0	0	0	0	0	0	0	0	0
0400	0	0	0	0	0	0	0	0	0	0	0	0	0	0
0500	1	0	1	0	0	0	0	0	0	0	0	0	0	0
0600	1	0	0	1	0	0	0	0	0	0	0	0	0	0
0700	4	1	0	3	0	0	0	0	0	0	0	0	0	0
0800	24	1	21	1	1	0	0	0	0	0	0	0	0	0
0900	50	0	43	7	0	0	0	0	0	0	0	0	0	0
1000	73	0	65	8	0	0	0	0	0	0	0	0	0	0
1100	139	3	118	18	0	0	0	0	0	0	0	0	0	0
1200	149	0	130	18	1	0	0	0	0	0	0	0	0	0
1300	165	0	135	30	0	0	0	0	0	0	0	0	0	0
1400	175	4	145	24	2	0	0	0	0	0	0	0	0	0
1500	182	0	147	35	0	0	0	0	0	0	0	0	0	0
1600	188	1	162	25	0	0	0	0	0	0	0	0	0	0
1700	221	0	193	28	0	0	0	0	0	0	0	0	0	0
1800	227	1	209	17	0	0	0	0	0	0	0	0	0	0
1900	173	1	154	18	0	0	0	0	0	0	0	0	0	0
2000	9	0	6	2	0	1	0	0	0	0	0	0	0	0
2100	2	0	2	0	0	0	0	0	0	0	0	0	0	0
2200	1	0	1	0	0	0	0	0	0	0	0	0	0	0
2300	0	0	0	0	0	0	0	0	0	0	0	0	0	0
07-19	1597	11	1368	214	4	0	0	0	0	0	0	0	0	0
06-22	1782	12	1530	235	4	1	0	0	0	0	0	0	0	0
06-00	1783	12	1531	235	4	1	0	0	0	0	0	0	0	0
00-00	1788	12	1535	236	4	1	0	0	0	0	0	0	0	0

Peak step 18:00 (227) AM Peak step 11:00 (139) PM Peak step 18:00 (227)

*** Monday, October 2, 2023**

Time	Total	Cls 1	Cls 2	Cls 3	Cls 4	Cls 5	Cls 6	Cls 7	Cls 8	Cls 9	Cls 10	Cls 11	Cls 12	Cls 13
<--		1	2	3	4	5	6	7	8	9	10	11	12	13
0000	1	0	1	0	0	0	0	0	0	0	0	0	0	0
0100	0	0	0	0	0	0	0	0	0	0	0	0	0	0
0200	0	0	0	0	0	0	0	0	0	0	0	0	0	0
0300	0	0	0	0	0	0	0	0	0	0	0	0	0	0
0400	1	0	0	0	0	0	1	0	0	0	0	0	0	0
0500	2	0	0	1	0	0	1	0	0	0	0	0	0	0
0600	6	1	2	1	0	0	1	0	0	0	0	1	0	0
0700	13	2	9	2	0	0	0	0	0	0	0	0	0	0
0800	32	4	26	1	0	0	1	0	0	0	0	0	0	0
0900	58	8	42	4	0	1	2	0	1	0	0	0	0	0
1000	59	8	41	5	0	2	3	0	0	0	0	0	0	0
1100	82	6	60	12	0	1	2	0	0	0	0	1	0	0
1200	86	6	69	7	0	0	3	0	0	0	0	1	0	0
1300	105	3	78	22	0	0	1	0	0	0	0	1	0	0
1400	79	5	59	13	0	0	1	0	0	0	0	1	0	0
1500	72	6	49	13	0	0	3	0	0	0	0	1	0	0
1600	116	9	89	12	0	0	4	0	0	0	1	1	0	0
1700	66	0	59	6	0	1	0	0	0	0	0	0	0	0
1800	120	1	106	13	0	0	0	0	0	0	0	0	0	0
1900	104	3	87	13	0	0	1	0	0	0	0	0	0	0
2000	2	0	2	0	0	0	0	0	0	0	0	0	0	0
2100	4	0	4	0	0	0	0	0	0	0	0	0	0	0
2200	0	0	0	0	0	0	0	0	0	0	0	0	0	0
2300	0	0	0	0	0	0	0	0	0	0	0	0	0	0
07-19	888	58	687	110	0	5	20	0	1	0	1	6	0	0
06-22	1004	62	782	124	0	5	22	0	1	0	1	7	0	0
06-00	1004	62	782	124	0	5	22	0	1	0	1	7	0	0
00-00	1008	62	783	125	0	5	24	0	1	0	1	7	0	0

Peak step 18:00 (120) AM Peak step 11:00 (82) PM Peak step 18:00 (120)

*** Tuesday, October 3, 2023**

Time	Total	Cls 1	Cls 2	Cls 3	Cls 4	Cls 5	Cls 6	Cls 7	Cls 8	Cls 9	Cls 10	Cls 11	Cls 12	Cls 13
<--		1	2	3	4	5	6	7	8	9	10	11	12	13
0000	0	0	0	0	0	0	0	0	0	0	0	0	0	0
0100	0	0	0	0	0	0	0	0	0	0	0	0	0	0
0200	0	0	0	0	0	0	0	0	0	0	0	0	0	0
0300	0	0	0	0	0	0	0	0	0	0	0	0	0	0
0400	0	0	0	0	0	0	0	0	0	0	0	0	0	0
0500	3	0	1	2	0	0	0	0	0	0	0	0	0	0
0600	1	0	0	1	0	0	0	0	0	0	0	0	0	0
0700	9	0	6	3	0	0	0	0	0	0	0	0	0	0
0800	16	0	13	3	0	0	0	0	0	0	0	0	0	0
0900	41	1	27	10	0	2	1	0	0	0	0	0	0	0
1000	41	0	37	4	0	0	0	0	0	0	0	0	0	0
1100	82	1	71	9	0	1	0	0	0	0	0	0	0	0
1200	79	3	69	7	0	0	0	0	0	0	0	0	0	0
1300	141	13	104	13	1	0	8	1	0	0	0	1	0	0
1400	93	4	75	11	0	0	2	0	0	0	0	1	0	0
1500	76	2	65	8	0	0	1	0	0	0	0	0	0	0
1600	85	1	71	12	0	0	1	0	0	0	0	0	0	0
1700	65	0	54	11	0	0	0	0	0	0	0	0	0	0
1800	106	0	91	15	0	0	0	0	0	0	0	0	0	0
1900	94	1	72	19	1	0	0	0	0	0	0	1	0	0
2000	24	0	13	10	1	0	0	0	0	0	0	0	0	0
2100	2	0	1	1	0	0	0	0	0	0	0	0	0	0
2200	4	0	4	0	0	0	0	0	0	0	0	0	0	0
2300	0	0	0	0	0	0	0	0	0	0	0	0	0	0
07-19	834	25	683	106	1	3	13	1	0	0	0	2	0	0
06-22	955	26	769	137	3	3	13	1	0	0	0	3	0	0
06-00	959	26	773	137	3	3	13	1	0	0	0	3	0	0
00-00	962	26	774	139	3	3	13	1	0	0	0	3	0	0

Peak step 13:00 (141) AM Peak step 11:00 (82) PM Peak step 13:00 (141)

*** Wednesday, October 4, 2023**

Time	Total	Cls	Cls	Cls	Cls	Cls	Cls	Cls	Cls	Cls	Cls	Cls	Cls	Cls
<--		1	2	3	4	5	6	7	8	9	10	11	12	13
0000	0	0	0	0	0	0	0	0	0	0	0	0	0	0
0100	0	0	0	0	0	0	0	0	0	0	0	0	0	0
0200	0	0	0	0	0	0	0	0	0	0	0	0	0	0
0300	0	0	0	0	0	0	0	0	0	0	0	0	0	0
0400	0	0	0	0	0	0	0	0	0	0	0	0	0	0
0500	3	0	1	2	0	0	0	0	0	0	0	0	0	0
0600	6	0	2	4	0	0	0	0	0	0	0	0	0	0
0700	8	0	4	2	0	1	1	0	0	0	0	0	0	0
0800	21	4	14	3	0	0	0	0	0	0	0	0	0	0
0900	55	17	24	7	0	0	7	0	0	0	0	0	0	0
1000	49	6	36	6	0	0	1	0	0	0	0	0	0	0
1100	105	10	78	13	0	1	2	0	1	0	0	0	0	0
1200	115	7	77	28	0	0	2	0	0	0	0	1	0	0
1300	105	9	77	16	0	0	2	0	0	0	0	1	0	0
1400	94	3	68	20	0	1	2	0	0	0	0	0	0	0
1500	87	9	62	11	1	0	3	0	1	0	0	0	0	0
1600	90	0	76	12	0	0	1	0	1	0	0	0	0	0
1700	92	0	74	17	0	0	1	0	0	0	0	0	0	0
1800	72	1	59	11	0	0	1	0	0	0	0	0	0	0
1900	96	3	84	9	0	0	0	0	0	0	0	0	0	0
2000	27	1	23	3	0	0	0	0	0	0	0	0	0	0
2100	31	1	27	2	0	0	0	1	0	0	0	0	0	0
2200	83	6	62	3	0	0	10	1	0	0	1	0	0	0
2300	106	9	72	0	0	0	11	2	0	0	1	1	0	10
07-19	893	66	649	146	1	3	23	0	3	0	0	2	0	0
06-22	1053	71	785	164	1	3	23	1	3	0	0	2	0	0
06-00	1242	86	919	167	1	3	44	4	3	0	2	3	0	10
00-00	1245	86	920	169	1	3	44	4	3	0	2	3	0	10

Peak step 12:00 (115) AM Peak step 11:00 (105) PM Peak step 12:00 (115)

*** Thursday, October 5, 2023**

Time	Total	Cls	Cls	Cls	Cls	Cls	Cls	Cls	Cls	Cls	Cls	Cls	Cls	Cls
<--		1	2	3	4	5	6	7	8	9	10	11	12	13
0000	73	3	60	6	0	0	2	0	0	0	1	1	0	0
0100	6	0	6	0	0	0	0	0	0	0	0	0	0	0
0200	3	0	3	0	0	0	0	0	0	0	0	0	0	0
0300	1	1	0	0	0	0	0	0	0	0	0	0	0	0
0400	0	0	0	0	0	0	0	0	0	0	0	0	0	0
0500	1	0	0	1	0	0	0	0	0	0	0	0	0	0
0600	6	0	4	2	0	0	0	0	0	0	0	0	0	0
0700	7	0	5	2	0	0	0	0	0	0	0	0	0	0
0800	39	8	26	3	0	0	2	0	0	0	0	0	0	0
0900	68	11	46	7	0	0	2	0	1	0	0	1	0	0
1000	80	6	61	9	0	1	2	0	0	0	0	1	0	0
1100	97	8	76	8	0	1	4	0	0	0	0	0	0	0
1200	95	8	66	13	0	0	6	0	1	0	0	1	0	0
1300	78	6	57	9	0	1	3	0	0	0	0	1	0	1
1400	153	11	119	16	0	1	5	0	0	1	0	0	0	0
1500	110	5	87	16	0	0	1	0	0	0	1	0	0	0
1600	76	0	63	13	0	0	0	0	0	0	0	0	0	0
1700	70	0	57	13	0	0	0	0	0	0	0	0	0	0
1800	86	0	71	15	0	0	0	0	0	0	0	0	0	0
1900	117	0	104	11	2	0	0	0	0	0	0	0	0	0
2000	1	0	1	0	0	0	0	0	0	0	0	0	0	0
2100	3	0	3	0	0	0	0	0	0	0	0	0	0	0
2200	1	0	1	0	0	0	0	0	0	0	0	0	0	0
2300	0	0	0	0	0	0	0	0	0	0	0	0	0	0
07-19	959	63	734	124	0	4	25	0	2	1	1	4	0	1
06-22	1086	63	846	137	2	4	25	0	2	1	1	4	0	1
06-00	1087	63	847	137	2	4	25	0	2	1	1	4	0	1
00-00	1171	67	916	144	2	4	27	0	2	1	2	5	0	1

Peak step 14:00 (153) AM Peak step 11:00 (97) PM Peak step 14:00 (153)

*** Friday, October 6, 2023**

Time	Total	Cls	Cls	Cls	Cls	Cls	Cls	Cls	Cls	Cls	Cls	Cls	Cls	Cls
<--		1	2	3	4	5	6	7	8	9	10	11	12	13
0000	0	0	0	0	0	0	0	0	0	0	0	0	0	0
0100	0	0	0	0	0	0	0	0	0	0	0	0	0	0
0200	0	0	0	0	0	0	0	0	0	0	0	0	0	0
0300	0	0	0	0	0	0	0	0	0	0	0	0	0	0
0400	0	0	0	0	0	0	0	0	0	0	0	0	0	0
0500	2	0	2	0	0	0	0	0	0	0	0	0	0	0
0600	11	0	9	2	0	0	0	0	0	0	0	0	0	0
0700	10	0	7	2	0	0	1	0	0	0	0	0	0	0
0800	20	1	14	5	0	0	0	0	0	0	0	0	0	0
0900	34	0	31	3	0	0	0	0	0	0	0	0	0	0
1000	67	0	57	9	0	1	0	0	0	0	0	0	0	0
1100	72	0	62	9	0	1	0	0	0	0	0	0	0	0
1200	72	1	58	12	0	0	1	0	0	0	0	0	0	0
1300	81	0	72	8	1	0	0	0	0	0	0	0	0	0
1400	90	0	76	14	0	0	0	0	0	0	0	0	0	0
1500	68	0	56	11	0	1	0	0	0	0	0	0	0	0
1600	60	0	52	8	0	0	0	0	0	0	0	0	0	0
1700	75	1	65	9	0	0	0	0	0	0	0	0	0	0
1800	103	0	91	12	0	0	0	0	0	0	0	0	0	0
1900	130	0	120	10	0	0	0	0	0	0	0	0	0	0
2000	7	0	5	2	0	0	0	0	0	0	0	0	0	0
2100	2	0	1	1	0	0	0	0	0	0	0	0	0	0
2200	2	0	2	0	0	0	0	0	0	0	0	0	0	0
2300	0	0	0	0	0	0	0	0	0	0	0	0	0	0
07-19	752	3	641	102	1	3	2	0	0	0	0	0	0	0
06-22	902	3	776	117	1	3	2	0	0	0	0	0	0	0
06-00	904	3	778	117	1	3	2	0	0	0	0	0	0	0
00-00	906	3	780	117	1	3	2	0	0	0	0	0	0	0

Peak step 19:00 (130) AM Peak step 11:00 (72) PM Peak step 19:00 (130)

*** Saturday, October 7, 2023**

Time	Total	Cls	Cls	Cls	Cls	Cls	Cls	Cls	Cls	Cls	Cls	Cls	Cls	Cls
<--		1	2	3	4	5	6	7	8	9	10	11	12	13
0000	0	0	0	0	0	0	0	0	0	0	0	0	0	0
0100	0	0	0	0	0	0	0	0	0	0	0	0	0	0
0200	0	0	0	0	0	0	0	0	0	0	0	0	0	0
0300	0	0	0	0	0	0	0	0	0	0	0	0	0	0
0400	0	0	0	0	0	0	0	0	0	0	0	0	0	0
0500	2	0	1	1	0	0	0	0	0	0	0	0	0	0
0600	1	0	0	1	0	0	0	0	0	0	0	0	0	0
0700	9	0	8	1	0	0	0	0	0	0	0	0	0	0
0800	38	0	30	7	0	0	1	0	0	0	0	0	0	0
0900	70	0	61	9	0	0	0	0	0	0	0	0	0	0
1000	93	1	87	5	0	0	0	0	0	0	0	0	0	0
1100	123	0	112	11	0	0	0	0	0	0	0	0	0	0
1200	143	0	122	21	0	0	0	0	0	0	0	0	0	0
1300	109	0	99	9	0	1	0	0	0	0	0	0	0	0
1400	105	1	90	14	0	0	0	0	0	0	0	0	0	0
1500	111	2	93	16	0	0	0	0	0	0	0	0	0	0
1600	94	0	85	9	0	0	0	0	0	0	0	0	0	0
1700	98	1	88	9	0	0	0	0	0	0	0	0	0	0
1800	147	0	131	16	0	0	0	0	0	0	0	0	0	0
1900	170	0	149	21	0	0	0	0	0	0	0	0	0	0
2000	24	0	22	2	0	0	0	0	0	0	0	0	0	0
2100	44	0	41	3	0	0	0	0	0	0	0	0	0	0
2200	24	0	20	4	0	0	0	0	0	0	0	0	0	0
2300	18	1	14	2	1	0	0	0	0	0	0	0	0	0
07-19	1140	5	1006	127	0	1	1	0	0	0	0	0	0	0
06-22	1379	5	1218	154	0	1	1	0	0	0	0	0	0	0
06-00	1421	6	1252	160	1	1	1	0	0	0	0	0	0	0
00-00	1423	6	1253	161	1	1	1	0	0	0	0	0	0	0

Peak step 19:00 (170) AM Peak step 11:00 (123) PM Peak step 19:00 (170)

*** Sunday, October 8, 2023**

Time	Total	Cls	Cls	Cls	Cls	Cls	Cls	Cls	Cls	Cls	Cls	Cls	Cls	Cls
<--		1	2	3	4	5	6	7	8	9	10	11	12	13
0000	4	0	2	2	0	0	0	0	0	0	0	0	0	0
0100	2	0	2	0	0	0	0	0	0	0	0	0	0	0
0200	0	0	0	0	0	0	0	0	0	0	0	0	0	0
0300	0	0	0	0	0	0	0	0	0	0	0	0	0	0
0400	0	0	0	0	0	0	0	0	0	0	0	0	0	0
0500	1	0	1	0	0	0	0	0	0	0	0	0	0	0
0600	4	0	3	1	0	0	0	0	0	0	0	0	0	0
0700	9	0	9	0	0	0	0	0	0	0	0	0	0	0
0800	32	0	29	3	0	0	0	0	0	0	0	0	0	0
0900	58	0	56	2	0	0	0	0	0	0	0	0	0	0
1000	106	0	97	9	0	0	0	0	0	0	0	0	0	0
1100	115	0	103	12	0	0	0	0	0	0	0	0	0	0
1200	141	1	125	15	0	0	0	0	0	0	0	0	0	0
1300	147	1	126	20	0	0	0	0	0	0	0	0	0	0
1400	131	0	122	8	0	1	0	0	0	0	0	0	0	0
1500	143	0	126	16	0	0	1	0	0	0	0	0	0	0
1600	151	0	126	25	0	0	0	0	0	0	0	0	0	0
1700	152	0	137	15	0	0	0	0	0	0	0	0	0	0
1800	245	0	224	21	0	0	0	0	0	0	0	0	0	0
1900	135	0	131	4	0	0	0	0	0	0	0	0	0	0
2000	11	0	9	1	0	0	1	0	0	0	0	0	0	0
2100	21	0	17	4	0	0	0	0	0	0	0	0	0	0
2200	12	0	9	3	0	0	0	0	0	0	0	0	0	0
2300	0	0	0	0	0	0	0	0	0	0	0	0	0	0
07-19	1430	2	1280	146	0	1	1	0	0	0	0	0	0	0
06-22	1601	2	1440	156	0	1	2	0	0	0	0	0	0	0
06-00	1613	2	1449	159	0	1	2	0	0	0	0	0	0	0
00-00	1620	2	1454	161	0	1	2	0	0	0	0	0	0	0

Peak step 18:00 (245) AM Peak step 11:00 (115) PM Peak step 18:00 (245)

*** Monday, October 9, 2023**

Time	Total	Cls	Cls	Cls	Cls	Cls	Cls	Cls	Cls	Cls	Cls	Cls	Cls	Cls
<--		1	2	3	4	5	6	7	8	9	10	11	12	13
0000	0	0	0	0	0	0	0	0	0	0	0	0	0	0
0100	1	0	1	0	0	0	0	0	0	0	0	0	0	0
0200	0	0	0	0	0	0	0	0	0	0	0	0	0	0
0300	0	0	0	0	0	0	0	0	0	0	0	0	0	0
0400	1	0	0	0	0	0	1	0	0	0	0	0	0	0
0500	2	0	1	1	0	0	0	0	0	0	0	0	0	0
0600	6	0	2	2	0	0	2	0	0	0	0	0	0	0
0700	17	0	13	4	0	0	0	0	0	0	0	0	0	0
0800	20	3	15	1	0	0	1	0	0	0	0	0	0	0
0900	65	13	38	2	0	0	8	0	1	1	0	2	0	0
1000	84	8	64	9	0	0	3	0	0	0	0	0	0	0
1100	133	10	97	17	0	1	6	1	0	0	0	1	0	0
1200	118	8	92	11	0	0	6	1	0	0	0	0	0	0
1300	98	5	75	13	0	0	2	1	0	0	1	1	0	0
1400	107	4	84	14	0	1	3	0	0	0	0	1	0	0
1500	80	1	72	7	0	0	0	0	0	0	0	0	0	0
1600	78	0	67	11	0	0	0	0	0	0	0	0	0	0
1700	99	0	92	7	0	0	0	0	0	0	0	0	0	0
1800	108	1	97	10	0	0	0	0	0	0	0	0	0	0
1900	47	0	43	4	0	0	0	0	0	0	0	0	0	0
2000	3	0	2	1	0	0	0	0	0	0	0	0	0	0
2100	2	0	2	0	0	0	0	0	0	0	0	0	0	0
2200	1	0	1	0	0	0	0	0	0	0	0	0	0	0
2300	0	0	0	0	0	0	0	0	0	0	0	0	0	0
07-19	1007	53	806	106	0	2	29	3	1	1	1	5	0	0
06-22	1065	53	855	113	0	2	31	3	1	1	1	5	0	0
06-00	1066	53	856	113	0	2	31	3	1	1	1	5	0	0
00-00	1070	53	858	114	0	2	32	3	1	1	1	5	0	0

Peak step 11:00 (133) AM Peak step 11:00 (133) PM Peak step 12:00 (118)

* Tuesday, October 10, 2023

Time	Total	Cls 1	Cls 2	Cls 3	Cls 4	Cls 5	Cls 6	Cls 7	Cls 8	Cls 9	Cls 10	Cls 11	Cls 12	Cls 13
<--		1	2	3	4	5	6	7	8	9	10	11	12	13
0000	0	0	0	0	0	0	0	0	0	0	0	0	0	0
0100	0	0	0	0	0	0	0	0	0	0	0	0	0	0
0200	0	0	0	0	0	0	0	0	0	0	0	0	0	0
0300	0	0	0	0	0	0	0	0	0	0	0	0	0	0
0400	0	0	0	0	0	0	0	0	0	0	0	0	0	0
0500	1	1	0	0	0	0	0	0	0	0	0	0	0	0
0600	1	0	1	0	0	0	0	0	0	0	0	0	0	0
0700	8	0	5	2	0	0	1	0	0	0	0	0	0	0
0800	37	6	25	4	0	0	2	0	0	0	0	0	0	0
0900	53	11	36	5	0	0	0	0	0	0	0	1	0	0
1000	73	9	52	5	1	0	4	0	0	0	0	2	0	0
1100	109	10	81	10	0	0	6	0	0	0	0	2	0	0
1200	95	9	68	8	1	2	6	0	1	0	0	0	0	0
1300	137	5	117	10	0	1	3	0	1	0	0	0	0	0
1400	120	3	104	9	0	0	0	0	1	0	0	3	0	0
1500	98	4	83	9	0	0	2	0	0	0	0	0	0	0
1600	73	4	65	4	0	0	0	0	0	0	0	0	0	0
1700	81	0	74	7	0	0	0	0	0	0	0	0	0	0
1800	125	0	118	7	0	0	0	0	0	0	0	0	0	0
1900	68	0	63	5	0	0	0	0	0	0	0	0	0	0
2000	28	0	25	3	0	0	0	0	0	0	0	0	0	0
2100	3	0	2	1	0	0	0	0	0	0	0	0	0	0
2200	4	0	4	0	0	0	0	0	0	0	0	0	0	0
2300	0	0	0	0	0	0	0	0	0	0	0	0	0	0
07-19	1009	61	828	80	2	3	24	0	3	0	0	8	0	0
06-22	1109	61	919	89	2	3	24	0	3	0	0	8	0	0
06-00	1113	61	923	89	2	3	24	0	3	0	0	8	0	0
00-00	1114	62	923	89	2	3	24	0	3	0	0	8	0	0

Peak step 13:00 (137) AM Peak step 11:00 (109) PM Peak step 13:00 (137)

Traffic Data Service -- San Jose, CA Class Report

CustomList-927 -- English (ENU)

Datasets:

Site: [7] SPACE PARK WAY W OF SANTIAGO VILLA ENTRANCE
Data type: Axle sensors - Paired (Class/Speed/Count)

Profile:

Included classes: 1, 2, 3, 4, 5, 6, 7, 8, 9, 10, 11, 12, 13
Speed range: 0 - 100 mph.
Direction: East (bound), P = East, Lane = 0-16
Name: Default Profile
Scheme: Vehicle classification (Scheme F)
Units: Non metric (ft, mi, ft/s, mph, lb, ton)

Column Legend:

0 [Time] 24-hour time (0000 - 2359)
1 [Total] Number in time step
2 [Cls] Class totals

*** Sunday, September 10, 2023**

Time	Total	Cls 1	Cls 2	Cls 3	Cls 4	Cls 5	Cls 6	Cls 7	Cls 8	Cls 9	Cls 10	Cls 11	Cls 12	Cls 13
<--		1	2	3	4	5	6	7	8	9	10	11	12	13
0000	8	0	8	0	0	0	0	0	0	0	0	0	0	0
0100	6	0	5	1	0	0	0	0	0	0	0	0	0	0
0200	3	0	3	0	0	0	0	0	0	0	0	0	0	0
0300	4	0	4	0	0	0	0	0	0	0	0	0	0	0
0400	5	0	5	0	0	0	0	0	0	0	0	0	0	0
0500	1	0	1	0	0	0	0	0	0	0	0	0	0	0
0600	6	0	5	1	0	0	0	0	0	0	0	0	0	0
0700	10	0	10	0	0	0	0	0	0	0	0	0	0	0
0800	14	0	12	2	0	0	0	0	0	0	0	0	0	0
0900	31	0	26	5	0	0	0	0	0	0	0	0	0	0
1000	28	0	25	3	0	0	0	0	0	0	0	0	0	0
1100	33	1	31	1	0	0	0	0	0	0	0	0	0	0
1200	49	0	46	3	0	0	0	0	0	0	0	0	0	0
1300	42	0	39	3	0	0	0	0	0	0	0	0	0	0
1400	47	0	46	1	0	0	0	0	0	0	0	0	0	0
1500	44	0	39	5	0	0	0	0	0	0	0	0	0	0
1600	45	0	45	0	0	0	0	0	0	0	0	0	0	0
1700	59	0	52	7	0	0	0	0	0	0	0	0	0	0
1800	42	0	38	4	0	0	0	0	0	0	0	0	0	0
1900	48	0	46	2	0	0	0	0	0	0	0	0	0	0
2000	41	0	37	2	2	0	0	0	0	0	0	0	0	0
2100	37	0	36	1	0	0	0	0	0	0	0	0	0	0
2200	15	0	13	2	0	0	0	0	0	0	0	0	0	0
2300	16	0	14	2	0	0	0	0	0	0	0	0	0	0
07-19	444	1	409	34	0	0	0	0	0	0	0	0	0	0
06-22	576	1	533	40	2	0	0	0	0	0	0	0	0	0
06-00	607	1	560	44	2	0	0	0	0	0	0	0	0	0
00-00	634	1	586	45	2	0	0	0	0	0	0	0	0	0

Peak step 17:00 (59) AM Peak step 11:00 (33) PM Peak step 17:00 (59)

*** Monday, September 11, 2023**

Time	Total	Cls	Cls	Cls	Cls	Cls	Cls	Cls	Cls	Cls	Cls	Cls	Cls	Cls
<--		1	2	3	4	5	6	7	8	9	10	11	12	13
0000	3	0	3	0	0	0	0	0	0	0	0	0	0	0
0100	4	0	3	1	0	0	0	0	0	0	0	0	0	0
0200	1	0	1	0	0	0	0	0	0	0	0	0	0	0
0300	1	0	1	0	0	0	0	0	0	0	0	0	0	0
0400	1	0	1	0	0	0	0	0	0	0	0	0	0	0
0500	4	0	4	0	0	0	0	0	0	0	0	0	0	0
0600	10	0	10	0	0	0	0	0	0	0	0	0	0	0
0700	16	1	14	1	0	0	0	0	0	0	0	0	0	0
0800	40	0	36	4	0	0	0	0	0	0	0	0	0	0
0900	24	0	24	0	0	0	0	0	0	0	0	0	0	0
1000	31	0	27	4	0	0	0	0	0	0	0	0	0	0
1100	36	1	27	8	0	0	0	0	0	0	0	0	0	0
1200	30	0	26	3	1	0	0	0	0	0	0	0	0	0
1300	40	0	33	7	0	0	0	0	0	0	0	0	0	0
1400	54	3	46	5	0	0	0	0	0	0	0	0	0	0
1500	58	0	51	7	0	0	0	0	0	0	0	0	0	0
1600	68	0	56	10	2	0	0	0	0	0	0	0	0	0
1700	73	0	65	8	0	0	0	0	0	0	0	0	0	0
1800	60	0	53	7	0	0	0	0	0	0	0	0	0	0
1900	58	2	53	2	0	1	0	0	0	0	0	0	0	0
2000	45	0	41	3	0	1	0	0	0	0	0	0	0	0
2100	37	0	33	4	0	0	0	0	0	0	0	0	0	0
2200	28	0	22	5	0	1	0	0	0	0	0	0	0	0
2300	10	0	10	0	0	0	0	0	0	0	0	0	0	0
07-19	530	5	458	64	1	2	0	0	0	0	0	0	0	0
06-22	680	7	595	73	1	4	0	0	0	0	0	0	0	0
06-00	718	7	627	78	1	5	0	0	0	0	0	0	0	0
00-00	732	7	640	79	1	5	0	0	0	0	0	0	0	0

Peak step 17:00 (73) AM Peak step 8:00 (40) PM Peak step 17:00 (73)

*** Tuesday, September 12, 2023**

Time	Total	Cls	Cls	Cls	Cls	Cls	Cls	Cls	Cls	Cls	Cls	Cls	Cls	Cls
<--		1	2	3	4	5	6	7	8	9	10	11	12	13
0000	4	0	4	0	0	0	0	0	0	0	0	0	0	0
0100	5	0	5	0	0	0	0	0	0	0	0	0	0	0
0200	1	0	1	0	0	0	0	0	0	0	0	0	0	0
0300	0	0	0	0	0	0	0	0	0	0	0	0	0	0
0400	3	0	3	0	0	0	0	0	0	0	0	0	0	0
0500	2	0	2	0	0	0	0	0	0	0	0	0	0	0
0600	8	0	8	0	0	0	0	0	0	0	0	0	0	0
0700	24	1	21	2	0	0	0	0	0	0	0	0	0	0
0800	43	0	38	4	1	0	0	0	0	0	0	0	0	0
0900	23	0	23	0	0	0	0	0	0	0	0	0	0	0
1000	24	0	24	0	0	0	0	0	0	0	0	0	0	0
1100	33	0	31	2	0	0	0	0	0	0	0	0	0	0
1200	52	0	49	2	1	0	0	0	0	0	0	0	0	0
1300	24	0	21	2	1	0	0	0	0	0	0	0	0	0
1400	45	0	36	9	0	0	0	0	0	0	0	0	0	0
1500	62	0	61	1	0	0	0	0	0	0	0	0	0	0
1600	79	1	66	11	1	0	0	0	0	0	0	0	0	0
1700	84	1	76	7	0	0	0	0	0	0	0	0	0	0
1800	63	0	60	3	0	0	0	0	0	0	0	0	0	0
1900	58	0	53	5	0	0	0	0	0	0	0	0	0	0
2000	44	0	41	2	1	0	0	0	0	0	0	0	0	0
2100	42	1	37	4	0	0	0	0	0	0	0	0	0	0
2200	12	0	11	0	0	1	0	0	0	0	0	0	0	0
2300	27	0	25	1	0	1	0	0	0	0	0	0	0	0
07-19	556	3	506	43	4	0	0	0	0	0	0	0	0	0
06-22	708	4	645	54	5	0	0	0	0	0	0	0	0	0
06-00	747	4	681	55	5	2	0	0	0	0	0	0	0	0
00-00	762	4	696	55	5	2	0	0	0	0	0	0	0	0

Peak step 17:00 (84) AM Peak step 8:00 (43) PM Peak step 17:00 (84)

*** Wednesday, September 13, 2023**

Time	Total	Cls	Cls	Cls	Cls	Cls	Cls	Cls	Cls	Cls	Cls	Cls	Cls	Cls
<--		1	2	3	4	5	6	7	8	9	10	11	12	13
0000	7	0	7	0	0	0	0	0	0	0	0	0	0	0
0100	3	0	3	0	0	0	0	0	0	0	0	0	0	0
0200	1	0	1	0	0	0	0	0	0	0	0	0	0	0
0300	1	0	1	0	0	0	0	0	0	0	0	0	0	0
0400	1	0	1	0	0	0	0	0	0	0	0	0	0	0
0500	6	1	5	0	0	0	0	0	0	0	0	0	0	0
0600	9	0	8	1	0	0	0	0	0	0	0	0	0	0
0700	18	0	17	1	0	0	0	0	0	0	0	0	0	0
0800	41	0	35	5	0	1	0	0	0	0	0	0	0	0
0900	35	0	32	3	0	0	0	0	0	0	0	0	0	0
1000	18	0	18	0	0	0	0	0	0	0	0	0	0	0
1100	32	1	27	4	0	0	0	0	0	0	0	0	0	0
1200	36	1	30	4	1	0	0	0	0	0	0	0	0	0
1300	54	0	48	6	0	0	0	0	0	0	0	0	0	0
1400	39	0	36	3	0	0	0	0	0	0	0	0	0	0
1500	81	2	71	6	0	1	0	1	0	0	0	0	0	0
1600	67	0	60	7	0	0	0	0	0	0	0	0	0	0
1700	71	0	68	3	0	0	0	0	0	0	0	0	0	0
1800	64	1	55	7	0	1	0	0	0	0	0	0	0	0
1900	57	0	50	6	1	0	0	0	0	0	0	0	0	0
2000	57	0	53	4	0	0	0	0	0	0	0	0	0	0
2100	39	0	38	1	0	0	0	0	0	0	0	0	0	0
2200	32	0	30	2	0	0	0	0	0	0	0	0	0	0
2300	11	0	11	0	0	0	0	0	0	0	0	0	0	0
07-19	556	5	497	49	1	3	0	1	0	0	0	0	0	0
06-22	718	5	646	61	2	3	0	1	0	0	0	0	0	0
06-00	761	5	687	63	2	3	0	1	0	0	0	0	0	0
00-00	780	6	705	63	2	3	0	1	0	0	0	0	0	0

Peak step 15:00 (81) AM Peak step 8:00 (41) PM Peak step 15:00 (81)

*** Thursday, September 14, 2023**

Time	Total	Cls	Cls	Cls	Cls	Cls	Cls	Cls	Cls	Cls	Cls	Cls	Cls	Cls
<--		1	2	3	4	5	6	7	8	9	10	11	12	13
0000	6	0	6	0	0	0	0	0	0	0	0	0	0	0
0100	3	0	3	0	0	0	0	0	0	0	0	0	0	0
0200	0	0	0	0	0	0	0	0	0	0	0	0	0	0
0300	0	0	0	0	0	0	0	0	0	0	0	0	0	0
0400	2	0	2	0	0	0	0	0	0	0	0	0	0	0
0500	3	0	3	0	0	0	0	0	0	0	0	0	0	0
0600	5	0	5	0	0	0	0	0	0	0	0	0	0	0
0700	17	0	14	3	0	0	0	0	0	0	0	0	0	0
0800	36	0	34	2	0	0	0	0	0	0	0	0	0	0
0900	24	0	21	2	1	0	0	0	0	0	0	0	0	0
1000	19	0	15	3	0	0	1	0	0	0	0	0	0	0
1100	30	0	28	2	0	0	0	0	0	0	0	0	0	0
1200	45	1	37	7	0	0	0	0	0	0	0	0	0	0
1300	44	0	40	4	0	0	0	0	0	0	0	0	0	0
1400	58	0	47	11	0	0	0	0	0	0	0	0	0	0
1500	60	0	53	7	0	0	0	0	0	0	0	0	0	0
1600	65	0	55	9	0	1	0	0	0	0	0	0	0	0
1700	66	0	57	9	0	0	0	0	0	0	0	0	0	0
1800	72	1	65	6	0	0	0	0	0	0	0	0	0	0
1900	67	0	61	5	0	1	0	0	0	0	0	0	0	0
2000	56	1	52	2	0	0	1	0	0	0	0	0	0	0
2100	42	0	34	7	0	1	0	0	0	0	0	0	0	0
2200	28	0	24	4	0	0	0	0	0	0	0	0	0	0
2300	12	0	9	3	0	0	0	0	0	0	0	0	0	0
07-19	536	2	466	65	1	1	1	0	0	0	0	0	0	0
06-22	706	3	618	79	1	3	2	0	0	0	0	0	0	0
06-00	746	3	651	86	1	3	2	0	0	0	0	0	0	0
00-00	760	3	665	86	1	3	2	0	0	0	0	0	0	0

Peak step 18:00 (72) AM Peak step 8:00 (36) PM Peak step 18:00 (72)

*** Friday, September 15, 2023**

Time	Total	Cls	Cls	Cls	Cls	Cls	Cls	Cls	Cls	Cls	Cls	Cls	Cls	Cls
<--		1	2	3	4	5	6	7	8	9	10	11	12	13
0000	3	0	3	0	0	0	0	0	0	0	0	0	0	0
0100	5	0	4	1	0	0	0	0	0	0	0	0	0	0
0200	2	0	2	0	0	0	0	0	0	0	0	0	0	0
0300	1	0	0	1	0	0	0	0	0	0	0	0	0	0
0400	3	0	3	0	0	0	0	0	0	0	0	0	0	0
0500	1	0	1	0	0	0	0	0	0	0	0	0	0	0
0600	10	0	9	1	0	0	0	0	0	0	0	0	0	0
0700	25	0	23	2	0	0	0	0	0	0	0	0	0	0
0800	49	0	44	5	0	0	0	0	0	0	0	0	0	0
0900	33	1	32	0	0	0	0	0	0	0	0	0	0	0
1000	27	1	22	4	0	0	0	0	0	0	0	0	0	0
1100	43	0	41	2	0	0	0	0	0	0	0	0	0	0
1200	45	0	36	9	0	0	0	0	0	0	0	0	0	0
1300	42	0	40	2	0	0	0	0	0	0	0	0	0	0
1400	50	0	43	6	0	1	0	0	0	0	0	0	0	0
1500	69	0	65	4	0	0	0	0	0	0	0	0	0	0
1600	73	0	70	3	0	0	0	0	0	0	0	0	0	0
1700	68	0	65	3	0	0	0	0	0	0	0	0	0	0
1800	76	0	72	3	1	0	0	0	0	0	0	0	0	0
1900	55	0	52	3	0	0	0	0	0	0	0	0	0	0
2000	40	0	39	1	0	0	0	0	0	0	0	0	0	0
2100	41	0	41	0	0	0	0	0	0	0	0	0	0	0
2200	24	0	22	2	0	0	0	0	0	0	0	0	0	0
2300	22	0	21	1	0	0	0	0	0	0	0	0	0	0
07-19	600	2	553	43	1	1	0	0	0	0	0	0	0	0
06-22	746	2	694	48	1	1	0	0	0	0	0	0	0	0
06-00	792	2	737	51	1	1	0	0	0	0	0	0	0	0
00-00	807	2	750	53	1	1	0	0	0	0	0	0	0	0

Peak step 18:00 (76) AM Peak step 8:00 (49) PM Peak step 18:00 (76)

*** Saturday, September 16, 2023**

Time	Total	Cls	Cls	Cls	Cls	Cls	Cls	Cls	Cls	Cls	Cls	Cls	Cls	Cls
<--		1	2	3	4	5	6	7	8	9	10	11	12	13
0000	12	0	12	0	0	0	0	0	0	0	0	0	0	0
0100	8	0	8	0	0	0	0	0	0	0	0	0	0	0
0200	6	0	6	0	0	0	0	0	0	0	0	0	0	0
0300	3	0	2	1	0	0	0	0	0	0	0	0	0	0
0400	3	0	3	0	0	0	0	0	0	0	0	0	0	0
0500	3	0	3	0	0	0	0	0	0	0	0	0	0	0
0600	6	0	6	0	0	0	0	0	0	0	0	0	0	0
0700	12	0	11	1	0	0	0	0	0	0	0	0	0	0
0800	24	0	22	2	0	0	0	0	0	0	0	0	0	0
0900	32	0	31	1	0	0	0	0	0	0	0	0	0	0
1000	29	1	25	1	0	2	0	0	0	0	0	0	0	0
1100	51	0	49	2	0	0	0	0	0	0	0	0	0	0
1200	49	0	44	4	0	0	1	0	0	0	0	0	0	0
1300	51	1	47	2	0	1	0	0	0	0	0	0	0	0
1400	55	0	51	4	0	0	0	0	0	0	0	0	0	0
1500	56	0	54	2	0	0	0	0	0	0	0	0	0	0
1600	52	0	43	8	0	1	0	0	0	0	0	0	0	0
1700	43	0	40	3	0	0	0	0	0	0	0	0	0	0
1800	52	0	44	8	0	0	0	0	0	0	0	0	0	0
1900	38	0	36	2	0	0	0	0	0	0	0	0	0	0
2000	32	0	31	1	0	0	0	0	0	0	0	0	0	0
2100	46	0	42	4	0	0	0	0	0	0	0	0	0	0
2200	33	0	27	5	0	1	0	0	0	0	0	0	0	0
2300	20	0	16	3	0	1	0	0	0	0	0	0	0	0
07-19	506	2	461	38	0	4	1	0	0	0	0	0	0	0
06-22	628	2	576	45	0	4	1	0	0	0	0	0	0	0
06-00	681	2	619	53	0	6	1	0	0	0	0	0	0	0
00-00	716	2	653	54	0	6	1	0	0	0	0	0	0	0

Peak step 15:00 (56) AM Peak step 11:00 (51) PM Peak step 15:00 (56)

*** Sunday, September 17, 2023**

Time	Total	Cls	Cls	Cls	Cls	Cls	Cls	Cls	Cls	Cls	Cls	Cls	Cls	Cls
<--		1	2	3	4	5	6	7	8	9	10	11	12	13
0000	9	0	9	0	0	0	0	0	0	0	0	0	0	0
0100	9	0	8	1	0	0	0	0	0	0	0	0	0	0
0200	6	0	5	1	0	0	0	0	0	0	0	0	0	0
0300	3	0	3	0	0	0	0	0	0	0	0	0	0	0
0400	5	0	5	0	0	0	0	0	0	0	0	0	0	0
0500	1	0	1	0	0	0	0	0	0	0	0	0	0	0
0600	4	0	4	0	0	0	0	0	0	0	0	0	0	0
0700	7	0	7	0	0	0	0	0	0	0	0	0	0	0
0800	14	0	12	2	0	0	0	0	0	0	0	0	0	0
0900	19	0	14	5	0	0	0	0	0	0	0	0	0	0
1000	27	0	27	0	0	0	0	0	0	0	0	0	0	0
1100	41	0	37	4	0	0	0	0	0	0	0	0	0	0
1200	53	0	46	7	0	0	0	0	0	0	0	0	0	0
1300	50	0	48	1	1	0	0	0	0	0	0	0	0	0
1400	41	0	39	2	0	0	0	0	0	0	0	0	0	0
1500	54	0	51	3	0	0	0	0	0	0	0	0	0	0
1600	50	0	45	5	0	0	0	0	0	0	0	0	0	0
1700	55	0	48	5	0	2	0	0	0	0	0	0	0	0
1800	49	1	44	2	0	1	1	0	0	0	0	0	0	0
1900	44	0	37	7	0	0	0	0	0	0	0	0	0	0
2000	53	0	50	3	0	0	0	0	0	0	0	0	0	0
2100	48	0	38	8	0	2	0	0	0	0	0	0	0	0
2200	21	0	19	2	0	0	0	0	0	0	0	0	0	0
2300	15	0	13	2	0	0	0	0	0	0	0	0	0	0
07-19	460	1	418	36	1	3	1	0	0	0	0	0	0	0
06-22	609	1	547	54	1	5	1	0	0	0	0	0	0	0
06-00	645	1	579	58	1	5	1	0	0	0	0	0	0	0
00-00	678	1	610	60	1	5	1	0	0	0	0	0	0	0

Peak step 17:00 (55) AM Peak step 11:00 (41) PM Peak step 17:00 (55)

*** Monday, September 18, 2023**

Time	Total	Cls	Cls	Cls	Cls	Cls	Cls	Cls	Cls	Cls	Cls	Cls	Cls	Cls
<--		1	2	3	4	5	6	7	8	9	10	11	12	13
0000	3	0	3	0	0	0	0	0	0	0	0	0	0	0
0100	5	0	5	0	0	0	0	0	0	0	0	0	0	0
0200	1	0	1	0	0	0	0	0	0	0	0	0	0	0
0300	2	0	2	0	0	0	0	0	0	0	0	0	0	0
0400	3	0	3	0	0	0	0	0	0	0	0	0	0	0
0500	3	0	3	0	0	0	0	0	0	0	0	0	0	0
0600	8	0	8	0	0	0	0	0	0	0	0	0	0	0
0700	20	1	19	0	0	0	0	0	0	0	0	0	0	0
0800	48	0	45	3	0	0	0	0	0	0	0	0	0	0
0900	27	0	25	2	0	0	0	0	0	0	0	0	0	0
1000	26	0	25	1	0	0	0	0	0	0	0	0	0	0
1100	43	1	36	6	0	0	0	0	0	0	0	0	0	0
1200	35	1	33	1	0	0	0	0	0	0	0	0	0	0
1300	51	0	44	6	0	1	0	0	0	0	0	0	0	0
1400	50	0	43	7	0	0	0	0	0	0	0	0	0	0
1500	62	1	51	10	0	0	0	0	0	0	0	0	0	0
1600	71	0	65	5	1	0	0	0	0	0	0	0	0	0
1700	60	0	57	3	0	0	0	0	0	0	0	0	0	0
1800	60	0	56	4	0	0	0	0	0	0	0	0	0	0
1900	48	0	44	2	1	0	1	0	0	0	0	0	0	0
2000	49	0	46	2	1	0	0	0	0	0	0	0	0	0
2100	32	0	29	3	0	0	0	0	0	0	0	0	0	0
2200	28	0	26	2	0	0	0	0	0	0	0	0	0	0
2300	19	0	18	1	0	0	0	0	0	0	0	0	0	0
07-19	553	4	499	48	1	1	0	0	0	0	0	0	0	0
06-22	690	4	626	55	3	1	1	0	0	0	0	0	0	0
06-00	737	4	670	58	3	1	1	0	0	0	0	0	0	0
00-00	754	4	687	58	3	1	1	0	0	0	0	0	0	0

Peak step 16:00 (71) AM Peak step 8:00 (48) PM Peak step 16:00 (71)

*** Tuesday, September 19, 2023**

Time	Total	Cls 1	Cls 2	Cls 3	Cls 4	Cls 5	Cls 6	Cls 7	Cls 8	Cls 9	Cls 10	Cls 11	Cls 12	Cls 13
<--		1	2	3	4	5	6	7	8	9	10	11	12	13
0000	5	0	4	1	0	0	0	0	0	0	0	0	0	0
0100	5	0	5	0	0	0	0	0	0	0	0	0	0	0
0200	2	0	2	0	0	0	0	0	0	0	0	0	0	0
0300	0	0	0	0	0	0	0	0	0	0	0	0	0	0
0400	2	0	2	0	0	0	0	0	0	0	0	0	0	0
0500	4	0	4	0	0	0	0	0	0	0	0	0	0	0
0600	11	0	10	1	0	0	0	0	0	0	0	0	0	0
0700	21	1	16	4	0	0	0	0	0	0	0	0	0	0
0800	49	0	45	4	0	0	0	0	0	0	0	0	0	0
0900	29	0	26	3	0	0	0	0	0	0	0	0	0	0
1000	17	0	16	1	0	0	0	0	0	0	0	0	0	0
1100	41	1	36	4	0	0	0	0	0	0	0	0	0	0
1200	44	0	40	4	0	0	0	0	0	0	0	0	0	0
1300	38	0	32	6	0	0	0	0	0	0	0	0	0	0
1400	53	0	46	7	0	0	0	0	0	0	0	0	0	0
1500	46	0	43	3	0	0	0	0	0	0	0	0	0	0
1600	69	0	62	7	0	0	0	0	0	0	0	0	0	0
1700	80	2	69	7	2	0	0	0	0	0	0	0	0	0
1800	82	2	68	12	0	0	0	0	0	0	0	0	0	0
1900	63	1	55	7	0	0	0	0	0	0	0	0	0	0
2000	49	1	44	3	1	0	0	0	0	0	0	0	0	0
2100	42	0	41	1	0	0	0	0	0	0	0	0	0	0
2200	31	1	25	5	0	0	0	0	0	0	0	0	0	0
2300	14	0	14	0	0	0	0	0	0	0	0	0	0	0
07-19	569	6	499	62	2	0	0	0	0	0	0	0	0	0
06-22	734	8	649	74	3	0	0	0	0	0	0	0	0	0
06-00	779	9	688	79	3	0	0	0	0	0	0	0	0	0
00-00	797	9	705	80	3	0	0	0	0	0	0	0	0	0

Peak step 18:00 (82) AM Peak step 8:00 (49) PM Peak step 18:00 (82)

*** Wednesday, September 20, 2023**

Time	Total	Cls 1	Cls 2	Cls 3	Cls 4	Cls 5	Cls 6	Cls 7	Cls 8	Cls 9	Cls 10	Cls 11	Cls 12	Cls 13
<--		1	2	3	4	5	6	7	8	9	10	11	12	13
0000	5	0	5	0	0	0	0	0	0	0	0	0	0	0
0100	5	0	5	0	0	0	0	0	0	0	0	0	0	0
0200	2	0	2	0	0	0	0	0	0	0	0	0	0	0
0300	2	0	2	0	0	0	0	0	0	0	0	0	0	0
0400	2	0	2	0	0	0	0	0	0	0	0	0	0	0
0500	3	0	3	0	0	0	0	0	0	0	0	0	0	0
0600	7	0	7	0	0	0	0	0	0	0	0	0	0	0
0700	26	0	26	0	0	0	0	0	0	0	0	0	0	0
0800	46	1	43	1	1	0	0	0	0	0	0	0	0	0
0900	20	0	19	1	0	0	0	0	0	0	0	0	0	0
1000	30	0	30	0	0	0	0	0	0	0	0	0	0	0
1100	32	0	32	0	0	0	0	0	0	0	0	0	0	0
1200	46	0	44	2	0	0	0	0	0	0	0	0	0	0
1300	45	0	40	5	0	0	0	0	0	0	0	0	0	0
1400	52	0	50	2	0	0	0	0	0	0	0	0	0	0
1500	72	0	69	2	0	1	0	0	0	0	0	0	0	0
1600	65	2	61	1	0	0	1	0	0	0	0	0	0	0
1700	71	0	67	4	0	0	0	0	0	0	0	0	0	0
1800	66	1	62	2	1	0	0	0	0	0	0	0	0	0
1900	56	0	55	1	0	0	0	0	0	0	0	0	0	0
2000	48	0	44	3	1	0	0	0	0	0	0	0	0	0
2100	50	0	47	3	0	0	0	0	0	0	0	0	0	0
2200	24	0	24	0	0	0	0	0	0	0	0	0	0	0
2300	17	0	17	0	0	0	0	0	0	0	0	0	0	0
07-19	571	4	543	20	2	1	1	0	0	0	0	0	0	0
06-22	732	4	696	27	3	1	1	0	0	0	0	0	0	0
06-00	773	4	737	27	3	1	1	0	0	0	0	0	0	0
00-00	792	4	756	27	3	1	1	0	0	0	0	0	0	0

Peak step 15:00 (72) AM Peak step 8:00 (46) PM Peak step 15:00 (72)

*** Thursday, September 21, 2023**

Time	Total	Cls	Cls	Cls	Cls	Cls	Cls	Cls	Cls	Cls	Cls	Cls	Cls	Cls
<--		1	2	3	4	5	6	7	8	9	10	11	12	13
0000	5	0	5	0	0	0	0	0	0	0	0	0	0	0
0100	7	0	7	0	0	0	0	0	0	0	0	0	0	0
0200	5	0	4	1	0	0	0	0	0	0	0	0	0	0
0300	1	0	1	0	0	0	0	0	0	0	0	0	0	0
0400	3	0	3	0	0	0	0	0	0	0	0	0	0	0
0500	4	0	4	0	0	0	0	0	0	0	0	0	0	0
0600	4	0	4	0	0	0	0	0	0	0	0	0	0	0
0700	27	0	24	3	0	0	0	0	0	0	0	0	0	0
0800	47	0	44	3	0	0	0	0	0	0	0	0	0	0
0900	33	0	32	1	0	0	0	0	0	0	0	0	0	0
1000	33	0	32	1	0	0	0	0	0	0	0	0	0	0
1100	36	1	33	1	0	0	1	0	0	0	0	0	0	0
1200	53	0	49	4	0	0	0	0	0	0	0	0	0	0
1300	33	0	32	1	0	0	0	0	0	0	0	0	0	0
1400	62	0	59	3	0	0	0	0	0	0	0	0	0	0
1500	59	0	56	2	0	1	0	0	0	0	0	0	0	0
1600	69	0	66	3	0	0	0	0	0	0	0	0	0	0
1700	69	1	64	2	1	1	0	0	0	0	0	0	0	0
1800	54	2	48	3	1	0	0	0	0	0	0	0	0	0
1900	57	0	53	4	0	0	0	0	0	0	0	0	0	0
2000	52	0	47	5	0	0	0	0	0	0	0	0	0	0
2100	40	0	38	2	0	0	0	0	0	0	0	0	0	0
2200	22	0	20	2	0	0	0	0	0	0	0	0	0	0
2300	15	1	14	0	0	0	0	0	0	0	0	0	0	0
07-19	575	4	539	27	2	2	1	0	0	0	0	0	0	0
06-22	728	4	681	38	2	2	1	0	0	0	0	0	0	0
06-00	765	5	715	40	2	2	1	0	0	0	0	0	0	0
00-00	790	5	739	41	2	2	1	0	0	0	0	0	0	0

Peak step 16:00 (69) AM Peak step 8:00 (47) PM Peak step 16:00 (69)

*** Friday, September 22, 2023**

Time	Total	Cls	Cls	Cls	Cls	Cls	Cls	Cls	Cls	Cls	Cls	Cls	Cls	Cls
<--		1	2	3	4	5	6	7	8	9	10	11	12	13
0000	6	0	5	1	0	0	0	0	0	0	0	0	0	0
0100	5	0	3	2	0	0	0	0	0	0	0	0	0	0
0200	2	0	1	1	0	0	0	0	0	0	0	0	0	0
0300	1	0	1	0	0	0	0	0	0	0	0	0	0	0
0400	4	0	4	0	0	0	0	0	0	0	0	0	0	0
0500	3	0	3	0	0	0	0	0	0	0	0	0	0	0
0600	7	0	7	0	0	0	0	0	0	0	0	0	0	0
0700	21	0	19	2	0	0	0	0	0	0	0	0	0	0
0800	47	0	42	5	0	0	0	0	0	0	0	0	0	0
0900	29	0	27	2	0	0	0	0	0	0	0	0	0	0
1000	27	0	25	2	0	0	0	0	0	0	0	0	0	0
1100	21	0	18	3	0	0	0	0	0	0	0	0	0	0
1200	46	1	39	5	0	1	0	0	0	0	0	0	0	0
1300	42	0	38	3	0	1	0	0	0	0	0	0	0	0
1400	47	0	45	2	0	0	0	0	0	0	0	0	0	0
1500	75	0	69	5	0	1	0	0	0	0	0	0	0	0
1600	65	0	57	6	1	1	0	0	0	0	0	0	0	0
1700	72	0	69	3	0	0	0	0	0	0	0	0	0	0
1800	70	1	62	7	0	0	0	0	0	0	0	0	0	0
1900	55	0	50	4	1	0	0	0	0	0	0	0	0	0
2000	44	0	41	3	0	0	0	0	0	0	0	0	0	0
2100	27	0	24	3	0	0	0	0	0	0	0	0	0	0
2200	26	0	20	6	0	0	0	0	0	0	0	0	0	0
2300	25	0	22	3	0	0	0	0	0	0	0	0	0	0
07-19	562	2	510	45	1	4	0	0	0	0	0	0	0	0
06-22	695	2	632	55	2	4	0	0	0	0	0	0	0	0
06-00	746	2	674	64	2	4	0	0	0	0	0	0	0	0
00-00	767	2	691	68	2	4	0	0	0	0	0	0	0	0

Peak step 15:00 (75) AM Peak step 8:00 (47) PM Peak step 15:00 (75)

*** Saturday, September 23, 2023**

Time	Total	Cls 1	Cls 2	Cls 3	Cls 4	Cls 5	Cls 6	Cls 7	Cls 8	Cls 9	Cls 10	Cls 11	Cls 12	Cls 13
<--		1	2	3	4	5	6	7	8	9	10	11	12	13
0000	17	0	16	1	0	0	0	0	0	0	0	0	0	0
0100	7	0	7	0	0	0	0	0	0	0	0	0	0	0
0200	3	0	3	0	0	0	0	0	0	0	0	0	0	0
0300	6	0	6	0	0	0	0	0	0	0	0	0	0	0
0400	3	0	2	1	0	0	0	0	0	0	0	0	0	0
0500	1	0	1	0	0	0	0	0	0	0	0	0	0	0
0600	6	0	5	1	0	0	0	0	0	0	0	0	0	0
0700	12	0	8	4	0	0	0	0	0	0	0	0	0	0
0800	12	0	10	2	0	0	0	0	0	0	0	0	0	0
0900	28	0	21	6	0	1	0	0	0	0	0	0	0	0
1000	32	0	28	4	0	0	0	0	0	0	0	0	0	0
1100	36	0	33	3	0	0	0	0	0	0	0	0	0	0
1200	63	0	49	13	0	1	0	0	0	0	0	0	0	0
1300	45	0	41	4	0	0	0	0	0	0	0	0	0	0
1400	53	2	45	5	1	0	0	0	0	0	0	0	0	0
1500	43	0	34	8	0	1	0	0	0	0	0	0	0	0
1600	55	1	45	8	0	1	0	0	0	0	0	0	0	0
1700	44	0	42	2	0	0	0	0	0	0	0	0	0	0
1800	30	0	27	3	0	0	0	0	0	0	0	0	0	0
1900	50	0	40	10	0	0	0	0	0	0	0	0	0	0
2000	54	0	44	9	0	0	1	0	0	0	0	0	0	0
2100	34	0	29	5	0	0	0	0	0	0	0	0	0	0
2200	28	0	25	3	0	0	0	0	0	0	0	0	0	0
2300	10	0	8	2	0	0	0	0	0	0	0	0	0	0
07-19	453	3	383	62	1	4	0	0	0	0	0	0	0	0
06-22	597	3	501	87	1	4	1	0	0	0	0	0	0	0
06-00	635	3	534	92	1	4	1	0	0	0	0	0	0	0
00-00	672	3	569	94	1	4	1	0	0	0	0	0	0	0

Peak step 12:00 (63) AM Peak step 11:00 (36) PM Peak step 12:00 (63)

Traffic Data Service -- San Jose, CA Class Report

CustomList-926 -- English (ENU)

Datasets:

Site: [7] SPACE PARK WAY W OF SANTIAGO VILLA ENTRANCE
Data type: Axle sensors - Paired (Class/Speed/Count)

Profile:

Included classes: 1, 2, 3, 4, 5, 6, 7, 8, 9, 10, 11, 12, 13
Speed range: 0 - 100 mph.
Direction: West (bound), P = East, Lane = 0-16
Name: Default Profile
Scheme: Vehicle classification (Scheme F)
Units: Non metric (ft, mi, ft/s, mph, lb, ton)

Column Legend:

0 [Time] 24-hour time (0000 - 2359)
1 [Total] Number in time step
2 [Cls] Class totals

*** Sunday, September 10, 2023**

Time	Total	Cls 1	Cls 2	Cls 3	Cls 4	Cls 5	Cls 6	Cls 7	Cls 8	Cls 9	Cls 10	Cls 11	Cls 12	Cls 13
<--		1	2	3	4	5	6	7	8	9	10	11	12	13
0000	1	0	1	0	0	0	0	0	0	0	0	0	0	0
0100	1	0	1	0	0	0	0	0	0	0	0	0	0	0
0200	0	0	0	0	0	0	0	0	0	0	0	0	0	0
0300	1	0	1	0	0	0	0	0	0	0	0	0	0	0
0400	2	0	2	0	0	0	0	0	0	0	0	0	0	0
0500	1	0	1	0	0	0	0	0	0	0	0	0	0	0
0600	1	0	1	0	0	0	0	0	0	0	0	0	0	0
0700	6	0	5	1	0	0	0	0	0	0	0	0	0	0
0800	6	0	6	0	0	0	0	0	0	0	0	0	0	0
0900	13	0	13	0	0	0	0	0	0	0	0	0	0	0
1000	8	0	7	1	0	0	0	0	0	0	0	0	0	0
1100	13	0	12	0	0	0	1	0	0	0	0	0	0	0
1200	17	0	17	0	0	0	0	0	0	0	0	0	0	0
1300	10	0	9	1	0	0	0	0	0	0	0	0	0	0
1400	13	0	13	0	0	0	0	0	0	0	0	0	0	0
1500	10	0	10	0	0	0	0	0	0	0	0	0	0	0
1600	7	0	7	0	0	0	0	0	0	0	0	0	0	0
1700	8	0	7	1	0	0	0	0	0	0	0	0	0	0
1800	11	0	10	1	0	0	0	0	0	0	0	0	0	0
1900	12	0	11	1	0	0	0	0	0	0	0	0	0	0
2000	11	1	9	1	0	0	0	0	0	0	0	0	0	0
2100	9	0	9	0	0	0	0	0	0	0	0	0	0	0
2200	6	0	6	0	0	0	0	0	0	0	0	0	0	0
2300	3	0	3	0	0	0	0	0	0	0	0	0	0	0
07-19	122	0	116	5	0	0	1	0	0	0	0	0	0	0
06-22	155	1	146	7	0	0	1	0	0	0	0	0	0	0
06-00	164	1	155	7	0	0	1	0	0	0	0	0	0	0
00-00	170	1	161	7	0	0	1	0	0	0	0	0	0	0

Peak step 12:00 (17) AM Peak step 9:00 (13) PM Peak step 12:00 (17)

*** Monday, September 11, 2023**

Time	Total	Cls 1	Cls 2	Cls 3	Cls 4	Cls 5	Cls 6	Cls 7	Cls 8	Cls 9	Cls 10	Cls 11	Cls 12	Cls 13
<--		1	2	3	4	5	6	7	8	9	10	11	12	13
0000	1	0	1	0	0	0	0	0	0	0	0	0	0	0
0100	2	0	2	0	0	0	0	0	0	0	0	0	0	0
0200	1	0	1	0	0	0	0	0	0	0	0	0	0	0
0300	0	0	0	0	0	0	0	0	0	0	0	0	0	0
0400	0	0	0	0	0	0	0	0	0	0	0	0	0	0
0500	7	0	6	1	0	0	0	0	0	0	0	0	0	0
0600	5	0	5	0	0	0	0	0	0	0	0	0	0	0
0700	13	0	13	0	0	0	0	0	0	0	0	0	0	0
0800	17	0	15	1	0	0	1	0	0	0	0	0	0	0
0900	16	1	15	0	0	0	0	0	0	0	0	0	0	0
1000	10	0	10	0	0	0	0	0	0	0	0	0	0	0
1100	16	1	12	3	0	0	0	0	0	0	0	0	0	0
1200	17	0	15	1	0	0	1	0	0	0	0	0	0	0
1300	16	0	15	1	0	0	0	0	0	0	0	0	0	0
1400	17	0	13	3	1	0	0	0	0	0	0	0	0	0
1500	14	0	13	1	0	0	0	0	0	0	0	0	0	0
1600	10	0	9	1	0	0	0	0	0	0	0	0	0	0
1700	13	2	9	2	0	0	0	0	0	0	0	0	0	0
1800	15	0	15	0	0	0	0	0	0	0	0	0	0	0
1900	14	0	13	1	0	0	0	0	0	0	0	0	0	0
2000	5	0	4	1	0	0	0	0	0	0	0	0	0	0
2100	7	0	5	2	0	0	0	0	0	0	0	0	0	0
2200	7	0	7	0	0	0	0	0	0	0	0	0	0	0
2300	1	0	1	0	0	0	0	0	0	0	0	0	0	0
07-19	174	4	154	13	1	0	2	0	0	0	0	0	0	0
06-22	205	4	181	17	1	0	2	0	0	0	0	0	0	0
06-00	213	4	189	17	1	0	2	0	0	0	0	0	0	0
00-00	224	4	199	18	1	0	2	0	0	0	0	0	0	0

Peak step 8:00 (17) AM Peak step 8:00 (17) PM Peak step 12:00 (17)

*** Tuesday, September 12, 2023**

Time	Total	Cls 1	Cls 2	Cls 3	Cls 4	Cls 5	Cls 6	Cls 7	Cls 8	Cls 9	Cls 10	Cls 11	Cls 12	Cls 13
<--		1	2	3	4	5	6	7	8	9	10	11	12	13
0000	1	0	1	0	0	0	0	0	0	0	0	0	0	0
0100	1	0	1	0	0	0	0	0	0	0	0	0	0	0
0200	1	0	1	0	0	0	0	0	0	0	0	0	0	0
0300	1	0	1	0	0	0	0	0	0	0	0	0	0	0
0400	1	0	1	0	0	0	0	0	0	0	0	0	0	0
0500	7	0	7	0	0	0	0	0	0	0	0	0	0	0
0600	5	0	5	0	0	0	0	0	0	0	0	0	0	0
0700	11	0	11	0	0	0	0	0	0	0	0	0	0	0
0800	10	0	9	0	0	0	1	0	0	0	0	0	0	0
0900	20	0	20	0	0	0	0	0	0	0	0	0	0	0
1000	13	0	11	0	0	0	2	0	0	0	0	0	0	0
1100	16	0	16	0	0	0	0	0	0	0	0	0	0	0
1200	14	0	14	0	0	0	0	0	0	0	0	0	0	0
1300	10	0	9	0	0	0	1	0	0	0	0	0	0	0
1400	9	0	8	0	1	0	0	0	0	0	0	0	0	0
1500	10	0	10	0	0	0	0	0	0	0	0	0	0	0
1600	15	2	12	1	0	0	0	0	0	0	0	0	0	0
1700	8	0	7	1	0	0	0	0	0	0	0	0	0	0
1800	11	0	11	0	0	0	0	0	0	0	0	0	0	0
1900	22	0	22	0	0	0	0	0	0	0	0	0	0	0
2000	9	0	8	1	0	0	0	0	0	0	0	0	0	0
2100	8	0	8	0	0	0	0	0	0	0	0	0	0	0
2200	4	0	4	0	0	0	0	0	0	0	0	0	0	0
2300	3	0	3	0	0	0	0	0	0	0	0	0	0	0
07-19	147	2	138	2	1	0	4	0	0	0	0	0	0	0
06-22	191	2	181	3	1	0	4	0	0	0	0	0	0	0
06-00	198	2	188	3	1	0	4	0	0	0	0	0	0	0
00-00	210	2	200	3	1	0	4	0	0	0	0	0	0	0

Peak step 19:00 (22) AM Peak step 9:00 (20) PM Peak step 19:00 (22)

*** Wednesday, September 13, 2023**

Time	Total	Cls	Cls	Cls	Cls	Cls	Cls	Cls	Cls	Cls	Cls	Cls	Cls	Cls
<--		1	2	3	4	5	6	7	8	9	10	11	12	13
0000	4	0	4	0	0	0	0	0	0	0	0	0	0	0
0100	0	0	0	0	0	0	0	0	0	0	0	0	0	0
0200	0	0	0	0	0	0	0	0	0	0	0	0	0	0
0300	0	0	0	0	0	0	0	0	0	0	0	0	0	0
0400	1	0	1	0	0	0	0	0	0	0	0	0	0	0
0500	7	0	7	0	0	0	0	0	0	0	0	0	0	0
0600	5	0	5	0	0	0	0	0	0	0	0	0	0	0
0700	12	0	12	0	0	0	0	0	0	0	0	0	0	0
0800	20	0	20	0	0	0	0	0	0	0	0	0	0	0
0900	20	1	19	0	0	0	0	0	0	0	0	0	0	0
1000	12	0	12	0	0	0	0	0	0	0	0	0	0	0
1100	12	0	12	0	0	0	0	0	0	0	0	0	0	0
1200	17	0	17	0	0	0	0	0	0	0	0	0	0	0
1300	14	0	13	1	0	0	0	0	0	0	0	0	0	0
1400	13	0	10	3	0	0	0	0	0	0	0	0	0	0
1500	12	0	8	2	0	2	0	0	0	0	0	0	0	0
1600	16	0	15	1	0	0	0	0	0	0	0	0	0	0
1700	8	1	7	0	0	0	0	0	0	0	0	0	0	0
1800	14	0	14	0	0	0	0	0	0	0	0	0	0	0
1900	12	0	12	0	0	0	0	0	0	0	0	0	0	0
2000	7	0	7	0	0	0	0	0	0	0	0	0	0	0
2100	2	0	2	0	0	0	0	0	0	0	0	0	0	0
2200	9	0	9	0	0	0	0	0	0	0	0	0	0	0
2300	5	0	5	0	0	0	0	0	0	0	0	0	0	0
07-19	170	2	159	7	0	2	0	0	0	0	0	0	0	0
06-22	196	2	185	7	0	2	0	0	0	0	0	0	0	0
06-00	210	2	199	7	0	2	0	0	0	0	0	0	0	0
00-00	222	2	211	7	0	2	0	0	0	0	0	0	0	0

Peak step 8:00 (20) AM Peak step 8:00 (20) PM Peak step 12:00 (17)

*** Thursday, September 14, 2023**

Time	Total	Cls	Cls	Cls	Cls	Cls	Cls	Cls	Cls	Cls	Cls	Cls	Cls	Cls
<--		1	2	3	4	5	6	7	8	9	10	11	12	13
0000	0	0	0	0	0	0	0	0	0	0	0	0	0	0
0100	0	0	0	0	0	0	0	0	0	0	0	0	0	0
0200	0	0	0	0	0	0	0	0	0	0	0	0	0	0
0300	0	0	0	0	0	0	0	0	0	0	0	0	0	0
0400	2	0	2	0	0	0	0	0	0	0	0	0	0	0
0500	7	0	7	0	0	0	0	0	0	0	0	0	0	0
0600	5	0	5	0	0	0	0	0	0	0	0	0	0	0
0700	21	0	20	1	0	0	0	0	0	0	0	0	0	0
0800	21	2	17	0	1	0	1	0	0	0	0	0	0	0
0900	14	0	14	0	0	0	0	0	0	0	0	0	0	0
1000	19	1	18	0	0	0	0	0	0	0	0	0	0	0
1100	18	2	16	0	0	0	0	0	0	0	0	0	0	0
1200	18	0	16	2	0	0	0	0	0	0	0	0	0	0
1300	22	0	20	2	0	0	0	0	0	0	0	0	0	0
1400	8	1	7	0	0	0	0	0	0	0	0	0	0	0
1500	13	1	10	2	0	0	0	0	0	0	0	0	0	0
1600	13	0	13	0	0	0	0	0	0	0	0	0	0	0
1700	12	0	11	1	0	0	0	0	0	0	0	0	0	0
1800	9	0	9	0	0	0	0	0	0	0	0	0	0	0
1900	14	0	14	0	0	0	0	0	0	0	0	0	0	0
2000	11	0	11	0	0	0	0	0	0	0	0	0	0	0
2100	11	0	11	0	0	0	0	0	0	0	0	0	0	0
2200	4	0	4	0	0	0	0	0	0	0	0	0	0	0
2300	8	0	8	0	0	0	0	0	0	0	0	0	0	0
07-19	188	7	171	8	1	0	1	0	0	0	0	0	0	0
06-22	229	7	212	8	1	0	1	0	0	0	0	0	0	0
06-00	241	7	224	8	1	0	1	0	0	0	0	0	0	0
00-00	250	7	233	8	1	0	1	0	0	0	0	0	0	0

Peak step 13:00 (22) AM Peak step 7:00 (21) PM Peak step 13:00 (22)

*** Friday, September 15, 2023**

Time	Total	Cls	Cls	Cls	Cls	Cls	Cls	Cls	Cls	Cls	Cls	Cls	Cls	Cls
<--		1	2	3	4	5	6	7	8	9	10	11	12	13
0000	3	0	3	0	0	0	0	0	0	0	0	0	0	0
0100	1	0	0	1	0	0	0	0	0	0	0	0	0	0
0200	0	0	0	0	0	0	0	0	0	0	0	0	0	0
0300	0	0	0	0	0	0	0	0	0	0	0	0	0	0
0400	1	0	1	0	0	0	0	0	0	0	0	0	0	0
0500	4	0	4	0	0	0	0	0	0	0	0	0	0	0
0600	4	0	3	1	0	0	0	0	0	0	0	0	0	0
0700	15	0	14	1	0	0	0	0	0	0	0	0	0	0
0800	10	0	7	3	0	0	0	0	0	0	0	0	0	0
0900	21	3	18	0	0	0	0	0	0	0	0	0	0	0
1000	21	2	19	0	0	0	0	0	0	0	0	0	0	0
1100	19	0	19	0	0	0	0	0	0	0	0	0	0	0
1200	23	0	20	2	0	1	0	0	0	0	0	0	0	0
1300	17	0	17	0	0	0	0	0	0	0	0	0	0	0
1400	12	0	11	1	0	0	0	0	0	0	0	0	0	0
1500	13	0	12	1	0	0	0	0	0	0	0	0	0	0
1600	20	1	17	2	0	0	0	0	0	0	0	0	0	0
1700	13	0	13	0	0	0	0	0	0	0	0	0	0	0
1800	16	1	14	1	0	0	0	0	0	0	0	0	0	0
1900	14	0	14	0	0	0	0	0	0	0	0	0	0	0
2000	11	0	11	0	0	0	0	0	0	0	0	0	0	0
2100	6	0	5	1	0	0	0	0	0	0	0	0	0	0
2200	2	0	2	0	0	0	0	0	0	0	0	0	0	0
2300	3	0	3	0	0	0	0	0	0	0	0	0	0	0
07-19	200	7	181	11	0	1	0	0	0	0	0	0	0	0
06-22	235	7	214	13	0	1	0	0	0	0	0	0	0	0
06-00	240	7	219	13	0	1	0	0	0	0	0	0	0	0
00-00	249	7	227	14	0	1	0	0	0	0	0	0	0	0

Peak step 12:00 (23) AM Peak step 9:00 (21) PM Peak step 12:00 (23)

*** Saturday, September 16, 2023**

Time	Total	Cls	Cls	Cls	Cls	Cls	Cls	Cls	Cls	Cls	Cls	Cls	Cls	Cls
<--		1	2	3	4	5	6	7	8	9	10	11	12	13
0000	2	0	2	0	0	0	0	0	0	0	0	0	0	0
0100	2	0	2	0	0	0	0	0	0	0	0	0	0	0
0200	2	0	2	0	0	0	0	0	0	0	0	0	0	0
0300	0	0	0	0	0	0	0	0	0	0	0	0	0	0
0400	1	0	1	0	0	0	0	0	0	0	0	0	0	0
0500	2	0	2	0	0	0	0	0	0	0	0	0	0	0
0600	5	0	5	0	0	0	0	0	0	0	0	0	0	0
0700	3	0	3	0	0	0	0	0	0	0	0	0	0	0
0800	13	0	13	0	0	0	0	0	0	0	0	0	0	0
0900	7	0	6	1	0	0	0	0	0	0	0	0	0	0
1000	11	0	11	0	0	0	0	0	0	0	0	0	0	0
1100	20	1	19	0	0	0	0	0	0	0	0	0	0	0
1200	16	0	15	1	0	0	0	0	0	0	0	0	0	0
1300	22	0	21	1	0	0	0	0	0	0	0	0	0	0
1400	16	0	16	0	0	0	0	0	0	0	0	0	0	0
1500	13	0	13	0	0	0	0	0	0	0	0	0	0	0
1600	15	0	14	1	0	0	0	0	0	0	0	0	0	0
1700	8	0	8	0	0	0	0	0	0	0	0	0	0	0
1800	13	0	12	1	0	0	0	0	0	0	0	0	0	0
1900	6	0	6	0	0	0	0	0	0	0	0	0	0	0
2000	9	0	9	0	0	0	0	0	0	0	0	0	0	0
2100	14	2	11	0	0	0	1	0	0	0	0	0	0	0
2200	4	0	4	0	0	0	0	0	0	0	0	0	0	0
2300	4	0	4	0	0	0	0	0	0	0	0	0	0	0
07-19	157	1	151	5	0	0	0	0	0	0	0	0	0	0
06-22	191	3	182	5	0	0	1	0	0	0	0	0	0	0
06-00	199	3	190	5	0	0	1	0	0	0	0	0	0	0
00-00	208	3	199	5	0	0	1	0	0	0	0	0	0	0

Peak step 13:00 (22) AM Peak step 11:00 (20) PM Peak step 13:00 (22)

*** Sunday, September 17, 2023**

Time	Total	Cls	Cls	Cls	Cls	Cls	Cls	Cls	Cls	Cls	Cls	Cls	Cls	Cls
<--		1	2	3	4	5	6	7	8	9	10	11	12	13
0000	2	0	2	0	0	0	0	0	0	0	0	0	0	0
0100	2	0	2	0	0	0	0	0	0	0	0	0	0	0
0200	1	0	1	0	0	0	0	0	0	0	0	0	0	0
0300	1	0	1	0	0	0	0	0	0	0	0	0	0	0
0400	2	0	2	0	0	0	0	0	0	0	0	0	0	0
0500	1	0	1	0	0	0	0	0	0	0	0	0	0	0
0600	4	0	4	0	0	0	0	0	0	0	0	0	0	0
0700	5	0	5	0	0	0	0	0	0	0	0	0	0	0
0800	4	1	3	0	0	0	0	0	0	0	0	0	0	0
0900	9	0	9	0	0	0	0	0	0	0	0	0	0	0
1000	13	0	12	1	0	0	0	0	0	0	0	0	0	0
1100	10	0	8	2	0	0	0	0	0	0	0	0	0	0
1200	14	0	14	0	0	0	0	0	0	0	0	0	0	0
1300	14	0	14	0	0	0	0	0	0	0	0	0	0	0
1400	14	0	13	1	0	0	0	0	0	0	0	0	0	0
1500	10	0	9	0	0	0	1	0	0	0	0	0	0	0
1600	12	0	11	1	0	0	0	0	0	0	0	0	0	0
1700	14	0	13	1	0	0	0	0	0	0	0	0	0	0
1800	14	0	13	1	0	0	0	0	0	0	0	0	0	0
1900	11	0	11	0	0	0	0	0	0	0	0	0	0	0
2000	9	0	9	0	0	0	0	0	0	0	0	0	0	0
2100	7	0	7	0	0	0	0	0	0	0	0	0	0	0
2200	2	0	2	0	0	0	0	0	0	0	0	0	0	0
2300	1	0	1	0	0	0	0	0	0	0	0	0	0	0
07-19	133	1	124	7	0	0	1	0	0	0	0	0	0	0
06-22	164	1	155	7	0	0	1	0	0	0	0	0	0	0
06-00	167	1	158	7	0	0	1	0	0	0	0	0	0	0
00-00	176	1	167	7	0	0	1	0	0	0	0	0	0	0

Peak step 12:00 (14) AM Peak step 10:00 (13) PM Peak step 12:00 (14)

*** Monday, September 18, 2023**

Time	Total	Cls	Cls	Cls	Cls	Cls	Cls	Cls	Cls	Cls	Cls	Cls	Cls	Cls
<--		1	2	3	4	5	6	7	8	9	10	11	12	13
0000	1	0	1	0	0	0	0	0	0	0	0	0	0	0
0100	2	0	2	0	0	0	0	0	0	0	0	0	0	0
0200	1	0	1	0	0	0	0	0	0	0	0	0	0	0
0300	0	0	0	0	0	0	0	0	0	0	0	0	0	0
0400	2	0	2	0	0	0	0	0	0	0	0	0	0	0
0500	4	0	4	0	0	0	0	0	0	0	0	0	0	0
0600	3	0	3	0	0	0	0	0	0	0	0	0	0	0
0700	19	0	19	0	0	0	0	0	0	0	0	0	0	0
0800	18	1	16	1	0	0	0	0	0	0	0	0	0	0
0900	14	0	14	0	0	0	0	0	0	0	0	0	0	0
1000	7	0	5	2	0	0	0	0	0	0	0	0	0	0
1100	14	0	14	0	0	0	0	0	0	0	0	0	0	0
1200	18	2	15	1	0	0	0	0	0	0	0	0	0	0
1300	19	0	17	2	0	0	0	0	0	0	0	0	0	0
1400	15	0	13	2	0	0	0	0	0	0	0	0	0	0
1500	8	1	7	0	0	0	0	0	0	0	0	0	0	0
1600	12	0	12	0	0	0	0	0	0	0	0	0	0	0
1700	20	0	19	1	0	0	0	0	0	0	0	0	0	0
1800	9	0	9	0	0	0	0	0	0	0	0	0	0	0
1900	13	0	12	1	0	0	0	0	0	0	0	0	0	0
2000	5	0	5	0	0	0	0	0	0	0	0	0	0	0
2100	9	0	9	0	0	0	0	0	0	0	0	0	0	0
2200	9	0	8	1	0	0	0	0	0	0	0	0	0	0
2300	4	0	4	0	0	0	0	0	0	0	0	0	0	0
07-19	173	4	160	9	0	0	0	0	0	0	0	0	0	0
06-22	203	4	189	10	0	0	0	0	0	0	0	0	0	0
06-00	216	4	201	11	0	0	0	0	0	0	0	0	0	0
00-00	226	4	211	11	0	0	0	0	0	0	0	0	0	0

Peak step 17:00 (20) AM Peak step 7:00 (19) PM Peak step 17:00 (20)

*** Tuesday, September 19, 2023**

Time	Total	Cls 1	Cls 2	Cls 3	Cls 4	Cls 5	Cls 6	Cls 7	Cls 8	Cls 9	Cls 10	Cls 11	Cls 12	Cls 13
<--		1	2	3	4	5	6	7	8	9	10	11	12	13
0000	4	0	4	0	0	0	0	0	0	0	0	0	0	0
0100	0	0	0	0	0	0	0	0	0	0	0	0	0	0
0200	2	0	2	0	0	0	0	0	0	0	0	0	0	0
0300	1	0	1	0	0	0	0	0	0	0	0	0	0	0
0400	0	0	0	0	0	0	0	0	0	0	0	0	0	0
0500	4	0	4	0	0	0	0	0	0	0	0	0	0	0
0600	5	0	5	0	0	0	0	0	0	0	0	0	0	0
0700	18	1	13	4	0	0	0	0	0	0	0	0	0	0
0800	19	0	19	0	0	0	0	0	0	0	0	0	0	0
0900	24	2	22	0	0	0	0	0	0	0	0	0	0	0
1000	7	0	7	0	0	0	0	0	0	0	0	0	0	0
1100	16	0	15	0	0	1	0	0	0	0	0	0	0	0
1200	9	0	9	0	0	0	0	0	0	0	0	0	0	0
1300	19	0	19	0	0	0	0	0	0	0	0	0	0	0
1400	6	0	5	1	0	0	0	0	0	0	0	0	0	0
1500	7	0	7	0	0	0	0	0	0	0	0	0	0	0
1600	8	0	7	1	0	0	0	0	0	0	0	0	0	0
1700	17	0	17	0	0	0	0	0	0	0	0	0	0	0
1800	16	0	16	0	0	0	0	0	0	0	0	0	0	0
1900	23	0	22	0	1	0	0	0	0	0	0	0	0	0
2000	10	0	10	0	0	0	0	0	0	0	0	0	0	0
2100	12	0	12	0	0	0	0	0	0	0	0	0	0	0
2200	10	0	10	0	0	0	0	0	0	0	0	0	0	0
2300	1	0	1	0	0	0	0	0	0	0	0	0	0	0
07-19	166	3	156	6	0	1	0	0	0	0	0	0	0	0
06-22	216	3	205	6	1	1	0	0	0	0	0	0	0	0
06-00	227	3	216	6	1	1	0	0	0	0	0	0	0	0
00-00	238	3	227	6	1	1	0	0	0	0	0	0	0	0

Peak step 9:00 (24) AM Peak step 9:00 (24) PM Peak step 19:00 (23)

*** Wednesday, September 20, 2023**

Time	Total	Cls 1	Cls 2	Cls 3	Cls 4	Cls 5	Cls 6	Cls 7	Cls 8	Cls 9	Cls 10	Cls 11	Cls 12	Cls 13
<--		1	2	3	4	5	6	7	8	9	10	11	12	13
0000	3	0	3	0	0	0	0	0	0	0	0	0	0	0
0100	2	0	2	0	0	0	0	0	0	0	0	0	0	0
0200	1	0	1	0	0	0	0	0	0	0	0	0	0	0
0300	0	0	0	0	0	0	0	0	0	0	0	0	0	0
0400	1	0	1	0	0	0	0	0	0	0	0	0	0	0
0500	6	0	6	0	0	0	0	0	0	0	0	0	0	0
0600	6	0	6	0	0	0	0	0	0	0	0	0	0	0
0700	18	0	17	0	1	0	0	0	0	0	0	0	0	0
0800	18	0	18	0	0	0	0	0	0	0	0	0	0	0
0900	14	0	14	0	0	0	0	0	0	0	0	0	0	0
1000	13	1	11	1	0	0	0	0	0	0	0	0	0	0
1100	15	0	15	0	0	0	0	0	0	0	0	0	0	0
1200	8	0	7	1	0	0	0	0	0	0	0	0	0	0
1300	10	0	10	0	0	0	0	0	0	0	0	0	0	0
1400	15	0	15	0	0	0	0	0	0	0	0	0	0	0
1500	12	1	10	1	0	0	0	0	0	0	0	0	0	0
1600	11	0	11	0	0	0	0	0	0	0	0	0	0	0
1700	12	0	11	1	0	0	0	0	0	0	0	0	0	0
1800	18	0	18	0	0	0	0	0	0	0	0	0	0	0
1900	11	0	11	0	0	0	0	0	0	0	0	0	0	0
2000	11	0	10	1	0	0	0	0	0	0	0	0	0	0
2100	7	0	7	0	0	0	0	0	0	0	0	0	0	0
2200	9	0	9	0	0	0	0	0	0	0	0	0	0	0
2300	1	0	1	0	0	0	0	0	0	0	0	0	0	0
07-19	164	2	157	4	1	0	0	0	0	0	0	0	0	0
06-22	199	2	191	5	1	0	0	0	0	0	0	0	0	0
06-00	209	2	201	5	1	0	0	0	0	0	0	0	0	0
00-00	222	2	214	5	1	0	0	0	0	0	0	0	0	0

Peak step 7:00 (18) AM Peak step 7:00 (18) PM Peak step 18:00 (18)

*** Thursday, September 21, 2023**

Time	Total	Cls 1	Cls 2	Cls 3	Cls 4	Cls 5	Cls 6	Cls 7	Cls 8	Cls 9	Cls 10	Cls 11	Cls 12	Cls 13
<--		1	2	3	4	5	6	7	8	9	10	11	12	13
0000	2	0	2	0	0	0	0	0	0	0	0	0	0	0
0100	2	0	2	0	0	0	0	0	0	0	0	0	0	0
0200	2	0	2	0	0	0	0	0	0	0	0	0	0	0
0300	1	0	1	0	0	0	0	0	0	0	0	0	0	0
0400	1	0	1	0	0	0	0	0	0	0	0	0	0	0
0500	8	0	8	0	0	0	0	0	0	0	0	0	0	0
0600	6	0	6	0	0	0	0	0	0	0	0	0	0	0
0700	18	1	16	1	0	0	0	0	0	0	0	0	0	0
0800	20	1	19	0	0	0	0	0	0	0	0	0	0	0
0900	22	0	21	1	0	0	0	0	0	0	0	0	0	0
1000	15	0	14	0	1	0	0	0	0	0	0	0	0	0
1100	20	1	18	0	0	0	1	0	0	0	0	0	0	0
1200	24	0	22	2	0	0	0	0	0	0	0	0	0	0
1300	10	1	9	0	0	0	0	0	0	0	0	0	0	0
1400	14	1	12	1	0	0	0	0	0	0	0	0	0	0
1500	6	0	5	1	0	0	0	0	0	0	0	0	0	0
1600	16	1	15	0	0	0	0	0	0	0	0	0	0	0
1700	12	0	12	0	0	0	0	0	0	0	0	0	0	0
1800	14	0	14	0	0	0	0	0	0	0	0	0	0	0
1900	11	0	11	0	0	0	0	0	0	0	0	0	0	0
2000	9	0	9	0	0	0	0	0	0	0	0	0	0	0
2100	7	0	6	1	0	0	0	0	0	0	0	0	0	0
2200	2	0	2	0	0	0	0	0	0	0	0	0	0	0
2300	4	0	4	0	0	0	0	0	0	0	0	0	0	0
07-19	191	6	177	6	1	0	1	0	0	0	0	0	0	0
06-22	224	6	209	7	1	0	1	0	0	0	0	0	0	0
06-00	230	6	215	7	1	0	1	0	0	0	0	0	0	0
00-00	246	6	231	7	1	0	1	0	0	0	0	0	0	0

Peak step 12:00 (24) AM Peak step 9:00 (22) PM Peak step 12:00 (24)

*** Friday, September 22, 2023**

Time	Total	Cls 1	Cls 2	Cls 3	Cls 4	Cls 5	Cls 6	Cls 7	Cls 8	Cls 9	Cls 10	Cls 11	Cls 12	Cls 13
<--		1	2	3	4	5	6	7	8	9	10	11	12	13
0000	1	0	1	0	0	0	0	0	0	0	0	0	0	0
0100	0	0	0	0	0	0	0	0	0	0	0	0	0	0
0200	0	0	0	0	0	0	0	0	0	0	0	0	0	0
0300	1	0	1	0	0	0	0	0	0	0	0	0	0	0
0400	1	0	1	0	0	0	0	0	0	0	0	0	0	0
0500	7	0	7	0	0	0	0	0	0	0	0	0	0	0
0600	4	0	4	0	0	0	0	0	0	0	0	0	0	0
0700	16	0	14	2	0	0	0	0	0	0	0	0	0	0
0800	14	1	10	2	1	0	0	0	0	0	0	0	0	0
0900	14	0	14	0	0	0	0	0	0	0	0	0	0	0
1000	14	0	14	0	0	0	0	0	0	0	0	0	0	0
1100	10	0	9	0	0	1	0	0	0	0	0	0	0	0
1200	19	0	18	1	0	0	0	0	0	0	0	0	0	0
1300	11	0	11	0	0	0	0	0	0	0	0	0	0	0
1400	7	0	6	1	0	0	0	0	0	0	0	0	0	0
1500	9	0	8	1	0	0	0	0	0	0	0	0	0	0
1600	12	0	12	0	0	0	0	0	0	0	0	0	0	0
1700	13	0	9	3	0	0	1	0	0	0	0	0	0	0
1800	10	1	9	0	0	0	0	0	0	0	0	0	0	0
1900	17	0	16	1	0	0	0	0	0	0	0	0	0	0
2000	17	0	16	0	1	0	0	0	0	0	0	0	0	0
2100	8	1	5	2	0	0	0	0	0	0	0	0	0	0
2200	4	0	4	0	0	0	0	0	0	0	0	0	0	0
2300	7	0	6	1	0	0	0	0	0	0	0	0	0	0
07-19	149	2	134	10	1	1	1	0	0	0	0	0	0	0
06-22	195	3	175	13	2	1	1	0	0	0	0	0	0	0
06-00	206	3	185	14	2	1	1	0	0	0	0	0	0	0
00-00	216	3	195	14	2	1	1	0	0	0	0	0	0	0

Peak step 12:00 (19) AM Peak step 7:00 (16) PM Peak step 12:00 (19)

* Saturday, September 23, 2023

Time	Total	Cls	Cls	Cls	Cls	Cls	Cls	Cls	Cls	Cls	Cls	Cls	Cls	Cls
<--		1	2	3	4	5	6	7	8	9	10	11	12	13
0000	2	0	2	0	0	0	0	0	0	0	0	0	0	0
0100	2	0	2	0	0	0	0	0	0	0	0	0	0	0
0200	1	0	1	0	0	0	0	0	0	0	0	0	0	0
0300	1	0	1	0	0	0	0	0	0	0	0	0	0	0
0400	2	0	2	0	0	0	0	0	0	0	0	0	0	0
0500	1	0	1	0	0	0	0	0	0	0	0	0	0	0
0600	2	0	2	0	0	0	0	0	0	0	0	0	0	0
0700	4	0	4	0	0	0	0	0	0	0	0	0	0	0
0800	11	0	8	3	0	0	0	0	0	0	0	0	0	0
0900	6	1	5	0	0	0	0	0	0	0	0	0	0	0
1000	19	0	17	2	0	0	0	0	0	0	0	0	0	0
1100	19	0	15	4	0	0	0	0	0	0	0	0	0	0
1200	22	0	20	2	0	0	0	0	0	0	0	0	0	0
1300	13	0	11	2	0	0	0	0	0	0	0	0	0	0
1400	16	0	12	4	0	0	0	0	0	0	0	0	0	0
1500	12	1	10	1	0	0	0	0	0	0	0	0	0	0
1600	16	0	16	0	0	0	0	0	0	0	0	0	0	0
1700	16	1	13	2	0	0	0	0	0	0	0	0	0	0
1800	12	0	11	1	0	0	0	0	0	0	0	0	0	0
1900	11	0	11	0	0	0	0	0	0	0	0	0	0	0
2000	13	0	12	0	0	0	1	0	0	0	0	0	0	0
2100	6	0	4	2	0	0	0	0	0	0	0	0	0	0
2200	6	0	6	0	0	0	0	0	0	0	0	0	0	0
2300	3	0	3	0	0	0	0	0	0	0	0	0	0	0
07-19	166	3	142	21	0	0	0	0	0	0	0	0	0	0
06-22	198	3	171	23	0	0	1	0	0	0	0	0	0	0
06-00	207	3	180	23	0	0	1	0	0	0	0	0	0	0
00-00	216	3	189	23	0	0	1	0	0	0	0	0	0	0

Peak step 12:00 (22) AM Peak step 10:00 (19) PM Peak step 12:00 (22)

Traffic Data Service -- San Jose, CA Class Report

CustomList-928 -- English (ENU)

Datasets:

Site: [8] ARMAND DR S OF SANTIAGO VILLA ENTRANCE
Data type: Axle sensors - Paired (Class/Speed/Count)

Profile:

Included classes: 1, 2, 3, 4, 5, 6, 7, 8, 9, 10, 11, 12, 13
Speed range: 0 - 100 mph.
Direction: North (bound), P = North, Lane = 0-16
Name: Default Profile
Scheme: Vehicle classification (Scheme F)
Units: Non metric (ft, mi, ft/s, mph, lb, ton)

Column Legend:

0 [Time] 24-hour time (0000 - 2359)
1 [Total] Number in time step
2 [Cls] Class totals

*** Sunday, September 10, 2023**

Time	Total	Cls 1	Cls 2	Cls 3	Cls 4	Cls 5	Cls 6	Cls 7	Cls 8	Cls 9	Cls 10	Cls 11	Cls 12	Cls 13
<--		1	2	3	4	5	6	7	8	9	10	11	12	13
0000	9	0	9	0	0	0	0	0	0	0	0	0	0	0
0100	6	0	6	0	0	0	0	0	0	0	0	0	0	0
0200	4	0	3	1	0	0	0	0	0	0	0	0	0	0
0300	4	0	3	1	0	0	0	0	0	0	0	0	0	0
0400	1	0	1	0	0	0	0	0	0	0	0	0	0	0
0500	2	0	2	0	0	0	0	0	0	0	0	0	0	0
0600	1	0	1	0	0	0	0	0	0	0	0	0	0	0
0700	6	0	6	0	0	0	0	0	0	0	0	0	0	0
0800	4	0	4	0	0	0	0	0	0	0	0	0	0	0
0900	20	3	14	3	0	0	0	0	0	0	0	0	0	0
1000	17	0	14	2	0	0	0	0	1	0	0	0	0	0
1100	22	2	16	4	0	0	0	0	0	0	0	0	0	0
1200	30	0	27	3	0	0	0	0	0	0	0	0	0	0
1300	19	1	16	2	0	0	0	0	0	0	0	0	0	0
1400	35	3	29	3	0	0	0	0	0	0	0	0	0	0
1500	26	1	21	4	0	0	0	0	0	0	0	0	0	0
1600	25	2	22	1	0	0	0	0	0	0	0	0	0	0
1700	30	1	23	5	0	0	1	0	0	0	0	0	0	0
1800	38	2	28	6	0	0	0	1	1	0	0	0	0	0
1900	43	6	31	5	0	0	1	0	0	0	0	0	0	0
2000	35	1	31	3	0	0	0	0	0	0	0	0	0	0
2100	21	1	17	3	0	0	0	0	0	0	0	0	0	0
2200	20	0	17	3	0	0	0	0	0	0	0	0	0	0
2300	9	0	8	1	0	0	0	0	0	0	0	0	0	0
07-19	272	15	220	33	0	0	1	1	2	0	0	0	0	0
06-22	372	23	300	44	0	0	2	1	2	0	0	0	0	0
06-00	401	23	325	48	0	0	2	1	2	0	0	0	0	0
00-00	427	23	349	50	0	0	2	1	2	0	0	0	0	0

Peak step 19:00 (43) AM Peak step 11:00 (22) PM Peak step 19:00 (43)

*** Monday, September 11, 2023**

Time	Total	Cls	Cls	Cls	Cls	Cls	Cls	Cls	Cls	Cls	Cls	Cls	Cls	Cls
<--		1	2	3	4	5	6	7	8	9	10	11	12	13
0000	5	0	4	1	0	0	0	0	0	0	0	0	0	0
0100	7	0	4	3	0	0	0	0	0	0	0	0	0	0
0200	1	0	1	0	0	0	0	0	0	0	0	0	0	0
0300	2	0	1	1	0	0	0	0	0	0	0	0	0	0
0400	2	0	2	0	0	0	0	0	0	0	0	0	0	0
0500	5	0	5	0	0	0	0	0	0	0	0	0	0	0
0600	6	0	4	2	0	0	0	0	0	0	0	0	0	0
0700	12	0	10	2	0	0	0	0	0	0	0	0	0	0
0800	23	4	16	3	0	0	0	0	0	0	0	0	0	0
0900	13	5	8	0	0	0	0	0	0	0	0	0	0	0
1000	12	2	8	2	0	0	0	0	0	0	0	0	0	0
1100	16	1	11	4	0	0	0	0	0	0	0	0	0	0
1200	16	1	15	0	0	0	0	0	0	0	0	0	0	0
1300	28	0	22	6	0	0	0	0	0	0	0	0	0	0
1400	26	1	21	4	0	0	0	0	0	0	0	0	0	0
1500	34	6	21	6	0	1	0	0	0	0	0	0	0	0
1600	37	1	29	7	0	0	0	0	0	0	0	0	0	0
1700	45	3	34	8	0	0	0	0	0	0	0	0	0	0
1800	34	2	26	6	0	0	0	0	0	0	0	0	0	0
1900	38	3	34	1	0	0	0	0	0	0	0	0	0	0
2000	26	0	23	3	0	0	0	0	0	0	0	0	0	0
2100	20	0	15	5	0	0	0	0	0	0	0	0	0	0
2200	15	0	11	4	0	0	0	0	0	0	0	0	0	0
2300	8	1	7	0	0	0	0	0	0	0	0	0	0	0
07-19	296	26	221	48	0	1	0	0	0	0	0	0	0	0
06-22	386	29	297	59	0	1	0	0	0	0	0	0	0	0
06-00	409	30	315	63	0	1	0	0	0	0	0	0	0	0
00-00	431	30	332	68	0	1	0	0	0	0	0	0	0	0

Peak step 17:00 (45) AM Peak step 8:00 (23) PM Peak step 17:00 (45)

*** Tuesday, September 12, 2023**

Time	Total	Cls	Cls	Cls	Cls	Cls	Cls	Cls	Cls	Cls	Cls	Cls	Cls	Cls
<--		1	2	3	4	5	6	7	8	9	10	11	12	13
0000	7	0	7	0	0	0	0	0	0	0	0	0	0	0
0100	5	0	4	1	0	0	0	0	0	0	0	0	0	0
0200	2	0	2	0	0	0	0	0	0	0	0	0	0	0
0300	2	0	2	0	0	0	0	0	0	0	0	0	0	0
0400	0	0	0	0	0	0	0	0	0	0	0	0	0	0
0500	1	0	1	0	0	0	0	0	0	0	0	0	0	0
0600	8	0	7	1	0	0	0	0	0	0	0	0	0	0
0700	14	4	9	1	0	0	0	0	0	0	0	0	0	0
0800	16	5	10	1	0	0	0	0	0	0	0	0	0	0
0900	17	5	8	2	0	1	0	0	1	0	0	0	0	0
1000	17	4	10	1	0	0	1	0	1	0	0	0	0	0
1100	14	1	11	2	0	0	0	0	0	0	0	0	0	0
1200	17	1	13	3	0	0	0	0	0	0	0	0	0	0
1300	21	1	17	3	0	0	0	0	0	0	0	0	0	0
1400	24	3	20	1	0	0	0	0	0	0	0	0	0	0
1500	36	3	25	8	0	0	0	0	0	0	0	0	0	0
1600	30	2	24	4	0	0	0	0	0	0	0	0	0	0
1700	30	3	24	2	0	0	1	0	0	0	0	0	0	0
1800	43	7	33	3	0	0	0	0	0	0	0	0	0	0
1900	57	7	38	12	0	0	0	0	0	0	0	0	0	0
2000	37	2	32	3	0	0	0	0	0	0	0	0	0	0
2100	24	1	22	1	0	0	0	0	0	0	0	0	0	0
2200	13	0	12	1	0	0	0	0	0	0	0	0	0	0
2300	11	1	10	0	0	0	0	0	0	0	0	0	0	0
07-19	279	39	204	31	0	1	2	0	2	0	0	0	0	0
06-22	405	49	303	48	0	1	2	0	2	0	0	0	0	0
06-00	429	50	325	49	0	1	2	0	2	0	0	0	0	0
00-00	446	50	341	50	0	1	2	0	2	0	0	0	0	0

Peak step 19:00 (57) AM Peak step 9:00 (17) PM Peak step 19:00 (57)

*** Wednesday, September 13, 2023**

Time	Total	Cls	Cls	Cls	Cls	Cls	Cls	Cls	Cls	Cls	Cls	Cls	Cls	Cls
<--		1	2	3	4	5	6	7	8	9	10	11	12	13
0000	10	0	9	1	0	0	0	0	0	0	0	0	0	0
0100	9	1	8	0	0	0	0	0	0	0	0	0	0	0
0200	1	0	1	0	0	0	0	0	0	0	0	0	0	0
0300	1	0	1	0	0	0	0	0	0	0	0	0	0	0
0400	0	0	0	0	0	0	0	0	0	0	0	0	0	0
0500	4	0	2	2	0	0	0	0	0	0	0	0	0	0
0600	5	0	4	1	0	0	0	0	0	0	0	0	0	0
0700	12	3	8	1	0	0	0	0	0	0	0	0	0	0
0800	32	10	22	0	0	0	0	0	0	0	0	0	0	0
0900	17	5	10	2	0	0	0	0	0	0	0	0	0	0
1000	14	3	9	2	0	0	0	0	0	0	0	0	0	0
1100	15	4	11	0	0	0	0	0	0	0	0	0	0	0
1200	26	3	21	2	0	0	0	0	0	0	0	0	0	0
1300	17	1	14	2	0	0	0	0	0	0	0	0	0	0
1400	15	1	10	3	0	1	0	0	0	0	0	0	0	0
1500	26	4	21	1	0	0	0	0	0	0	0	0	0	0
1600	41	3	34	4	0	0	0	0	0	0	0	0	0	0
1700	29	2	20	7	0	0	0	0	0	0	0	0	0	0
1800	43	3	37	3	0	0	0	0	0	0	0	0	0	0
1900	34	2	27	5	0	0	0	0	0	0	0	0	0	0
2000	44	2	35	6	0	1	0	0	0	0	0	0	0	0
2100	24	2	19	3	0	0	0	0	0	0	0	0	0	0
2200	15	0	14	1	0	0	0	0	0	0	0	0	0	0
2300	16	0	16	0	0	0	0	0	0	0	0	0	0	0
07-19	287	42	217	27	0	1	0	0	0	0	0	0	0	0
06-22	394	48	302	42	0	2	0	0	0	0	0	0	0	0
06-00	425	48	332	43	0	2	0	0	0	0	0	0	0	0
00-00	450	49	353	46	0	2	0	0	0	0	0	0	0	0

Peak step 20:00 (44) AM Peak step 8:00 (32) PM Peak step 20:00 (44)

*** Thursday, September 14, 2023**

Time	Total	Cls	Cls	Cls	Cls	Cls	Cls	Cls	Cls	Cls	Cls	Cls	Cls	Cls
<--		1	2	3	4	5	6	7	8	9	10	11	12	13
0000	6	0	5	1	0	0	0	0	0	0	0	0	0	0
0100	4	0	4	0	0	0	0	0	0	0	0	0	0	0
0200	4	0	3	1	0	0	0	0	0	0	0	0	0	0
0300	1	0	1	0	0	0	0	0	0	0	0	0	0	0
0400	0	0	0	0	0	0	0	0	0	0	0	0	0	0
0500	1	0	1	0	0	0	0	0	0	0	0	0	0	0
0600	6	1	4	1	0	0	0	0	0	0	0	0	0	0
0700	14	2	10	2	0	0	0	0	0	0	0	0	0	0
0800	17	6	9	1	0	0	0	0	1	0	0	0	0	0
0900	22	4	16	2	0	0	0	0	0	0	0	0	0	0
1000	13	2	10	1	0	0	0	0	0	0	0	0	0	0
1100	18	2	13	3	0	0	0	0	0	0	0	0	0	0
1200	31	1	22	6	0	1	1	0	0	0	0	0	0	0
1300	24	1	22	1	0	0	0	0	0	0	0	0	0	0
1400	21	2	16	2	0	1	0	0	0	0	0	0	0	0
1500	36	4	28	4	0	0	0	0	0	0	0	0	0	0
1600	41	4	30	7	0	0	0	0	0	0	0	0	0	0
1700	40	3	30	7	0	0	0	0	0	0	0	0	0	0
1800	44	3	36	5	0	0	0	0	0	0	0	0	0	0
1900	37	6	27	3	0	0	1	0	0	0	0	0	0	0
2000	35	0	32	3	0	0	0	0	0	0	0	0	0	0
2100	21	1	18	2	0	0	0	0	0	0	0	0	0	0
2200	13	0	12	1	0	0	0	0	0	0	0	0	0	0
2300	10	1	8	1	0	0	0	0	0	0	0	0	0	0
07-19	321	34	242	41	0	2	1	0	1	0	0	0	0	0
06-22	420	42	323	50	0	2	2	0	1	0	0	0	0	0
06-00	443	43	343	52	0	2	2	0	1	0	0	0	0	0
00-00	459	43	357	54	0	2	2	0	1	0	0	0	0	0

Peak step 18:00 (44) AM Peak step 9:00 (22) PM Peak step 18:00 (44)

*** Friday, September 15, 2023**

Time	Total	Cls	Cls	Cls	Cls	Cls	Cls	Cls	Cls	Cls	Cls	Cls	Cls	Cls
<--		1	2	3	4	5	6	7	8	9	10	11	12	13
0000	11	0	11	0	0	0	0	0	0	0	0	0	0	0
0100	2	0	2	0	0	0	0	0	0	0	0	0	0	0
0200	3	0	2	1	0	0	0	0	0	0	0	0	0	0
0300	1	0	1	0	0	0	0	0	0	0	0	0	0	0
0400	2	0	2	0	0	0	0	0	0	0	0	0	0	0
0500	4	0	3	1	0	0	0	0	0	0	0	0	0	0
0600	6	0	6	0	0	0	0	0	0	0	0	0	0	0
0700	15	1	10	4	0	0	0	0	0	0	0	0	0	0
0800	17	3	12	1	0	0	1	0	0	0	0	0	0	0
0900	24	4	15	5	0	0	0	0	0	0	0	0	0	0
1000	13	2	8	1	0	1	0	0	1	0	0	0	0	0
1100	25	3	20	2	0	0	0	0	0	0	0	0	0	0
1200	23	1	21	0	0	0	0	0	1	0	0	0	0	0
1300	23	1	17	5	0	0	0	0	0	0	0	0	0	0
1400	18	0	13	5	0	0	0	0	0	0	0	0	0	0
1500	44	5	32	7	0	0	0	0	0	0	0	0	0	0
1600	30	3	24	3	0	0	0	0	0	0	0	0	0	0
1700	37	2	33	2	0	0	0	0	0	0	0	0	0	0
1800	41	1	36	3	0	0	0	0	1	0	0	0	0	0
1900	28	2	21	5	0	0	0	0	0	0	0	0	0	0
2000	38	1	31	6	0	0	0	0	0	0	0	0	0	0
2100	28	0	23	5	0	0	0	0	0	0	0	0	0	0
2200	23	2	19	2	0	0	0	0	0	0	0	0	0	0
2300	20	0	19	1	0	0	0	0	0	0	0	0	0	0
07-19	310	26	241	38	0	1	1	0	3	0	0	0	0	0
06-22	410	29	322	54	0	1	1	0	3	0	0	0	0	0
06-00	453	31	360	57	0	1	1	0	3	0	0	0	0	0
00-00	476	31	381	59	0	1	1	0	3	0	0	0	0	0

Peak step 15:00 (44) AM Peak step 11:00 (25) PM Peak step 15:00 (44)

*** Saturday, September 16, 2023**

Time	Total	Cls	Cls	Cls	Cls	Cls	Cls	Cls	Cls	Cls	Cls	Cls	Cls	Cls
<--		1	2	3	4	5	6	7	8	9	10	11	12	13
0000	10	1	9	0	0	0	0	0	0	0	0	0	0	0
0100	13	0	12	1	0	0	0	0	0	0	0	0	0	0
0200	4	0	4	0	0	0	0	0	0	0	0	0	0	0
0300	3	0	2	1	0	0	0	0	0	0	0	0	0	0
0400	2	0	2	0	0	0	0	0	0	0	0	0	0	0
0500	1	0	1	0	0	0	0	0	0	0	0	0	0	0
0600	3	0	3	0	0	0	0	0	0	0	0	0	0	0
0700	6	2	4	0	0	0	0	0	0	0	0	0	0	0
0800	13	0	12	1	0	0	0	0	0	0	0	0	0	0
0900	15	3	10	2	0	0	0	0	0	0	0	0	0	0
1000	13	0	10	3	0	0	0	0	0	0	0	0	0	0
1100	28	4	20	4	0	0	0	0	0	0	0	0	0	0
1200	38	3	28	7	0	0	0	0	0	0	0	0	0	0
1300	23	1	22	0	0	0	0	0	0	0	0	0	0	0
1400	33	0	25	8	0	0	0	0	0	0	0	0	0	0
1500	35	0	25	10	0	0	0	0	0	0	0	0	0	0
1600	27	0	24	3	0	0	0	0	0	0	0	0	0	0
1700	34	2	29	3	0	0	0	0	0	0	0	0	0	0
1800	33	3	27	2	0	0	0	0	1	0	0	0	0	0
1900	28	1	26	1	0	0	0	0	0	0	0	0	0	0
2000	32	1	25	6	0	0	0	0	0	0	0	0	0	0
2100	19	0	17	2	0	0	0	0	0	0	0	0	0	0
2200	15	1	12	2	0	0	0	0	0	0	0	0	0	0
2300	16	0	14	2	0	0	0	0	0	0	0	0	0	0
07-19	298	18	236	43	0	0	0	0	1	0	0	0	0	0
06-22	380	20	307	52	0	0	0	0	1	0	0	0	0	0
06-00	411	21	333	56	0	0	0	0	1	0	0	0	0	0
00-00	444	22	363	58	0	0	0	0	1	0	0	0	0	0

Peak step 12:00 (38) AM Peak step 11:00 (28) PM Peak step 12:00 (38)

*** Sunday, September 17, 2023**

Time	Total	Cls	Cls	Cls	Cls	Cls	Cls	Cls	Cls	Cls	Cls	Cls	Cls	Cls
<--		1	2	3	4	5	6	7	8	9	10	11	12	13
0000	5	1	4	0	0	0	0	0	0	0	0	0	0	0
0100	9	0	9	0	0	0	0	0	0	0	0	0	0	0
0200	7	0	6	1	0	0	0	0	0	0	0	0	0	0
0300	3	0	3	0	0	0	0	0	0	0	0	0	0	0
0400	2	0	2	0	0	0	0	0	0	0	0	0	0	0
0500	4	0	3	1	0	0	0	0	0	0	0	0	0	0
0600	2	0	1	1	0	0	0	0	0	0	0	0	0	0
0700	6	0	6	0	0	0	0	0	0	0	0	0	0	0
0800	10	0	8	2	0	0	0	0	0	0	0	0	0	0
0900	14	1	13	0	0	0	0	0	0	0	0	0	0	0
1000	21	2	19	0	0	0	0	0	0	0	0	0	0	0
1100	18	0	14	4	0	0	0	0	0	0	0	0	0	0
1200	23	0	19	3	0	1	0	0	0	0	0	0	0	0
1300	26	1	19	6	0	0	0	0	0	0	0	0	0	0
1400	22	0	20	2	0	0	0	0	0	0	0	0	0	0
1500	27	1	23	3	0	0	0	0	0	0	0	0	0	0
1600	23	1	19	3	0	0	0	0	0	0	0	0	0	0
1700	30	2	20	8	0	0	0	0	0	0	0	0	0	0
1800	35	2	29	4	0	0	0	0	0	0	0	0	0	0
1900	31	1	27	3	0	0	0	0	0	0	0	0	0	0
2000	25	0	24	1	0	0	0	0	0	0	0	0	0	0
2100	22	0	18	4	0	0	0	0	0	0	0	0	0	0
2200	14	0	13	1	0	0	0	0	0	0	0	0	0	0
2300	12	1	11	0	0	0	0	0	0	0	0	0	0	0
07-19	255	10	209	35	0	1	0	0	0	0	0	0	0	0
06-22	335	11	279	44	0	1	0	0	0	0	0	0	0	0
06-00	361	12	303	45	0	1	0	0	0	0	0	0	0	0
00-00	391	13	330	47	0	1	0	0	0	0	0	0	0	0

Peak step 18:00 (35) AM Peak step 10:00 (21) PM Peak step 18:00 (35)

*** Monday, September 18, 2023**

Time	Total	Cls	Cls	Cls	Cls	Cls	Cls	Cls	Cls	Cls	Cls	Cls	Cls	Cls
<--		1	2	3	4	5	6	7	8	9	10	11	12	13
0000	7	0	7	0	0	0	0	0	0	0	0	0	0	0
0100	2	0	2	0	0	0	0	0	0	0	0	0	0	0
0200	1	0	1	0	0	0	0	0	0	0	0	0	0	0
0300	1	0	1	0	0	0	0	0	0	0	0	0	0	0
0400	2	0	2	0	0	0	0	0	0	0	0	0	0	0
0500	3	0	3	0	0	0	0	0	0	0	0	0	0	0
0600	3	0	2	0	0	0	1	0	0	0	0	0	0	0
0700	15	2	11	2	0	0	0	0	0	0	0	0	0	0
0800	21	4	14	3	0	0	0	0	0	0	0	0	0	0
0900	12	4	7	1	0	0	0	0	0	0	0	0	0	0
1000	17	2	13	2	0	0	0	0	0	0	0	0	0	0
1100	21	2	16	3	0	0	0	0	0	0	0	0	0	0
1200	14	0	13	0	0	0	1	0	0	0	0	0	0	0
1300	15	4	9	1	0	1	0	0	0	0	0	0	0	0
1400	18	3	14	1	0	0	0	0	0	0	0	0	0	0
1500	39	4	27	7	0	1	0	0	0	0	0	0	0	0
1600	28	0	24	4	0	0	0	0	0	0	0	0	0	0
1700	40	4	32	4	0	0	0	0	0	0	0	0	0	0
1800	36	2	29	5	0	0	0	0	0	0	0	0	0	0
1900	39	2	36	1	0	0	0	0	0	0	0	0	0	0
2000	23	0	22	1	0	0	0	0	0	0	0	0	0	0
2100	29	0	25	4	0	0	0	0	0	0	0	0	0	0
2200	12	0	12	0	0	0	0	0	0	0	0	0	0	0
2300	9	0	8	1	0	0	0	0	0	0	0	0	0	0
07-19	276	31	209	33	0	2	1	0	0	0	0	0	0	0
06-22	370	33	294	39	0	2	2	0	0	0	0	0	0	0
06-00	391	33	314	40	0	2	2	0	0	0	0	0	0	0
00-00	407	33	330	40	0	2	2	0	0	0	0	0	0	0

Peak step 17:00 (40) AM Peak step 8:00 (21) PM Peak step 17:00 (40)

*** Tuesday, September 19, 2023**

Time	Total	Cls	Cls	Cls	Cls	Cls	Cls	Cls	Cls	Cls	Cls	Cls	Cls	Cls
<--		1	2	3	4	5	6	7	8	9	10	11	12	13
0000	11	2	9	0	0	0	0	0	0	0	0	0	0	0
0100	2	0	2	0	0	0	0	0	0	0	0	0	0	0
0200	3	0	3	0	0	0	0	0	0	0	0	0	0	0
0300	1	0	1	0	0	0	0	0	0	0	0	0	0	0
0400	0	0	0	0	0	0	0	0	0	0	0	0	0	0
0500	2	0	2	0	0	0	0	0	0	0	0	0	0	0
0600	6	1	5	0	0	0	0	0	0	0	0	0	0	0
0700	9	2	6	0	0	0	1	0	0	0	0	0	0	0
0800	20	3	12	4	0	0	1	0	0	0	0	0	0	0
0900	16	6	7	3	0	0	0	0	0	0	0	0	0	0
1000	10	3	6	1	0	0	0	0	0	0	0	0	0	0
1100	14	2	10	2	0	0	0	0	0	0	0	0	0	0
1200	16	0	11	5	0	0	0	0	0	0	0	0	0	0
1300	21	2	17	2	0	0	0	0	0	0	0	0	0	0
1400	23	0	20	3	0	0	0	0	0	0	0	0	0	0
1500	47	4	37	6	0	0	0	0	0	0	0	0	0	0
1600	23	2	20	1	0	0	0	0	0	0	0	0	0	0
1700	40	4	28	8	0	0	0	0	0	0	0	0	0	0
1800	35	4	28	3	0	0	0	0	0	0	0	0	0	0
1900	29	2	22	5	0	0	0	0	0	0	0	0	0	0
2000	32	1	29	2	0	0	0	0	0	0	0	0	0	0
2100	17	0	12	5	0	0	0	0	0	0	0	0	0	0
2200	18	1	16	1	0	0	0	0	0	0	0	0	0	0
2300	12	0	11	1	0	0	0	0	0	0	0	0	0	0
07-19	274	32	202	38	0	0	2	0	0	0	0	0	0	0
06-22	358	36	270	50	0	0	2	0	0	0	0	0	0	0
06-00	388	37	297	52	0	0	2	0	0	0	0	0	0	0
00-00	407	39	314	52	0	0	2	0	0	0	0	0	0	0

Peak step 15:00 (47) AM Peak step 8:00 (20) PM Peak step 15:00 (47)

*** Wednesday, September 20, 2023**

Time	Total	Cls	Cls	Cls	Cls	Cls	Cls	Cls	Cls	Cls	Cls	Cls	Cls	Cls
<--		1	2	3	4	5	6	7	8	9	10	11	12	13
0000	10	1	8	1	0	0	0	0	0	0	0	0	0	0
0100	6	0	6	0	0	0	0	0	0	0	0	0	0	0
0200	1	0	1	0	0	0	0	0	0	0	0	0	0	0
0300	1	0	1	0	0	0	0	0	0	0	0	0	0	0
0400	0	0	0	0	0	0	0	0	0	0	0	0	0	0
0500	3	0	2	1	0	0	0	0	0	0	0	0	0	0
0600	4	0	4	0	0	0	0	0	0	0	0	0	0	0
0700	11	0	11	0	0	0	0	0	0	0	0	0	0	0
0800	15	2	13	0	0	0	0	0	0	0	0	0	0	0
0900	16	4	9	3	0	0	0	0	0	0	0	0	0	0
1000	6	1	4	1	0	0	0	0	0	0	0	0	0	0
1100	10	1	8	1	0	0	0	0	0	0	0	0	0	0
1200	18	0	16	1	0	1	0	0	0	0	0	0	0	0
1300	20	0	16	4	0	0	0	0	0	0	0	0	0	0
1400	18	0	16	1	1	0	0	0	0	0	0	0	0	0
1500	42	8	29	5	0	0	0	0	0	0	0	0	0	0
1600	42	3	33	6	0	0	0	0	0	0	0	0	0	0
1700	50	6	40	4	0	0	0	0	0	0	0	0	0	0
1800	36	4	29	3	0	0	0	0	0	0	0	0	0	0
1900	40	2	29	9	0	0	0	0	0	0	0	0	0	0
2000	28	0	24	4	0	0	0	0	0	0	0	0	0	0
2100	24	0	20	4	0	0	0	0	0	0	0	0	0	0
2200	8	0	5	3	0	0	0	0	0	0	0	0	0	0
2300	7	0	6	1	0	0	0	0	0	0	0	0	0	0
07-19	284	29	224	29	1	1	0	0	0	0	0	0	0	0
06-22	380	31	301	46	1	1	0	0	0	0	0	0	0	0
06-00	395	31	312	50	1	1	0	0	0	0	0	0	0	0
00-00	416	32	330	52	1	1	0	0	0	0	0	0	0	0

Peak step 17:00 (50) AM Peak step 9:00 (16) PM Peak step 17:00 (50)

*** Thursday, September 21, 2023**

Time	Total	Cls	Cls	Cls	Cls	Cls	Cls	Cls	Cls	Cls	Cls	Cls	Cls	Cls
<--		1	2	3	4	5	6	7	8	9	10	11	12	13
0000	9	1	7	1	0	0	0	0	0	0	0	0	0	0
0100	3	0	3	0	0	0	0	0	0	0	0	0	0	0
0200	4	0	3	1	0	0	0	0	0	0	0	0	0	0
0300	4	0	4	0	0	0	0	0	0	0	0	0	0	0
0400	1	0	1	0	0	0	0	0	0	0	0	0	0	0
0500	4	0	3	1	0	0	0	0	0	0	0	0	0	0
0600	4	0	4	0	0	0	0	0	0	0	0	0	0	0
0700	10	0	8	1	0	0	0	1	0	0	0	0	0	0
0800	23	5	16	2	0	0	0	0	0	0	0	0	0	0
0900	14	5	7	2	0	0	0	0	0	0	0	0	0	0
1000	12	3	8	0	0	0	0	0	1	0	0	0	0	0
1100	15	1	12	2	0	0	0	0	0	0	0	0	0	0
1200	23	2	21	0	0	0	0	0	0	0	0	0	0	0
1300	15	1	11	2	0	1	0	0	0	0	0	0	0	0
1400	22	1	18	3	0	0	0	0	0	0	0	0	0	0
1500	31	3	25	3	0	0	0	0	0	0	0	0	0	0
1600	40	0	31	8	0	0	1	0	0	0	0	0	0	0
1700	39	4	31	4	0	0	0	0	0	0	0	0	0	0
1800	34	4	25	5	0	0	0	0	0	0	0	0	0	0
1900	31	0	26	5	0	0	0	0	0	0	0	0	0	0
2000	29	0	27	2	0	0	0	0	0	0	0	0	0	0
2100	28	0	24	4	0	0	0	0	0	0	0	0	0	0
2200	18	0	18	0	0	0	0	0	0	0	0	0	0	0
2300	6	0	6	0	0	0	0	0	0	0	0	0	0	0
07-19	278	29	213	32	0	1	1	1	1	0	0	0	0	0
06-22	370	29	294	43	0	1	1	1	1	0	0	0	0	0
06-00	394	29	318	43	0	1	1	1	1	0	0	0	0	0
00-00	419	30	339	46	0	1	1	1	1	0	0	0	0	0

Peak step 16:00 (40) AM Peak step 8:00 (23) PM Peak step 16:00 (40)

*** Friday, September 22, 2023**

Time	Total	Cls	Cls	Cls	Cls	Cls	Cls	Cls	Cls	Cls	Cls	Cls	Cls	Cls
<--		1	2	3	4	5	6	7	8	9	10	11	12	13
0000	8	0	7	1	0	0	0	0	0	0	0	0	0	0
0100	6	0	6	0	0	0	0	0	0	0	0	0	0	0
0200	3	0	2	1	0	0	0	0	0	0	0	0	0	0
0300	2	0	2	0	0	0	0	0	0	0	0	0	0	0
0400	4	0	4	0	0	0	0	0	0	0	0	0	0	0
0500	2	0	2	0	0	0	0	0	0	0	0	0	0	0
0600	3	0	3	0	0	0	0	0	0	0	0	0	0	0
0700	11	0	10	1	0	0	0	0	0	0	0	0	0	0
0800	19	2	16	1	0	0	0	0	0	0	0	0	0	0
0900	14	4	8	2	0	0	0	0	0	0	0	0	0	0
1000	12	0	10	2	0	0	0	0	0	0	0	0	0	0
1100	17	3	11	3	0	0	0	0	0	0	0	0	0	0
1200	22	1	14	6	0	1	0	0	0	0	0	0	0	0
1300	23	0	19	4	0	0	0	0	0	0	0	0	0	0
1400	25	1	18	6	0	0	0	0	0	0	0	0	0	0
1500	42	9	26	7	0	0	0	0	0	0	0	0	0	0
1600	28	2	24	2	0	0	0	0	0	0	0	0	0	0
1700	45	2	35	7	0	0	0	1	0	0	0	0	0	0
1800	38	1	35	1	0	0	1	0	0	0	0	0	0	0
1900	41	2	34	5	0	0	0	0	0	0	0	0	0	0
2000	33	0	28	5	0	0	0	0	0	0	0	0	0	0
2100	24	0	23	1	0	0	0	0	0	0	0	0	0	0
2200	29	0	29	0	0	0	0	0	0	0	0	0	0	0
2300	16	0	15	1	0	0	0	0	0	0	0	0	0	0
07-19	296	25	226	42	0	1	1	1	0	0	0	0	0	0
06-22	397	27	314	53	0	1	1	1	0	0	0	0	0	0
06-00	442	27	358	54	0	1	1	1	0	0	0	0	0	0
00-00	467	27	381	56	0	1	1	1	0	0	0	0	0	0

Peak step 17:00 (45) AM Peak step 8:00 (19) PM Peak step 17:00 (45)

* Saturday, September 23, 2023

Time	Total	Cls	Cls	Cls	Cls	Cls	Cls	Cls	Cls	Cls	Cls	Cls	Cls	Cls
<--		1	2	3	4	5	6	7	8	9	10	11	12	13
0000	7	0	7	0	0	0	0	0	0	0	0	0	0	0
0100	6	0	5	1	0	0	0	0	0	0	0	0	0	0
0200	2	0	2	0	0	0	0	0	0	0	0	0	0	0
0300	2	0	2	0	0	0	0	0	0	0	0	0	0	0
0400	0	0	0	0	0	0	0	0	0	0	0	0	0	0
0500	2	0	2	0	0	0	0	0	0	0	0	0	0	0
0600	2	0	2	0	0	0	0	0	0	0	0	0	0	0
0700	6	0	5	1	0	0	0	0	0	0	0	0	0	0
0800	9	0	8	1	0	0	0	0	0	0	0	0	0	0
0900	17	3	12	2	0	0	0	0	0	0	0	0	0	0
1000	22	1	19	2	0	0	0	0	0	0	0	0	0	0
1100	31	2	25	4	0	0	0	0	0	0	0	0	0	0
1200	20	2	15	3	0	0	0	0	0	0	0	0	0	0
1300	29	1	20	8	0	0	0	0	0	0	0	0	0	0
1400	37	2	27	8	0	0	0	0	0	0	0	0	0	0
1500	30	2	23	5	0	0	0	0	0	0	0	0	0	0
1600	29	0	22	7	0	0	0	0	0	0	0	0	0	0
1700	33	1	26	6	0	0	0	0	0	0	0	0	0	0
1800	32	0	27	4	0	0	1	0	0	0	0	0	0	0
1900	31	1	28	2	0	0	0	0	0	0	0	0	0	0
2000	30	1	25	4	0	0	0	0	0	0	0	0	0	0
2100	23	1	22	0	0	0	0	0	0	0	0	0	0	0
2200	19	0	17	2	0	0	0	0	0	0	0	0	0	0
2300	15	0	15	0	0	0	0	0	0	0	0	0	0	0
07-19	295	14	229	51	0	0	1	0	0	0	0	0	0	0
06-22	381	17	306	57	0	0	1	0	0	0	0	0	0	0
06-00	415	17	338	59	0	0	1	0	0	0	0	0	0	0
00-00	434	17	356	60	0	0	1	0	0	0	0	0	0	0

Peak step 14:00 (37) AM Peak step 11:00 (31) PM Peak step 14:00 (37)

Traffic Data Service -- San Jose, CA Class Report

CustomList-929 -- English (ENU)

Datasets:

Site: [8] ARMAND DR S OF SANTIAGO VILLA ENTRANCE
Data type: Axle sensors - Paired (Class/Speed/Count)

Profile:

Included classes: 1, 2, 3, 4, 5, 6, 7, 8, 9, 10, 11, 12, 13
Speed range: 0 - 100 mph.
Direction: South (bound), P = North, Lane = 0-16
Name: Default Profile
Scheme: Vehicle classification (Scheme F)
Units: Non metric (ft, mi, ft/s, mph, lb, ton)

Column Legend:

0 [Time] 24-hour time (0000 - 2359)
1 [Total] Number in time step
2 [Cls] Class totals

*** Sunday, September 10, 2023**

Time	Total	Cls 1	Cls 2	Cls 3	Cls 4	Cls 5	Cls 6	Cls 7	Cls 8	Cls 9	Cls 10	Cls 11	Cls 12	Cls 13
<--		1	2	3	4	5	6	7	8	9	10	11	12	13
0000	10	0	9	1	0	0	0	0	0	0	0	0	0	0
0100	4	0	4	0	0	0	0	0	0	0	0	0	0	0
0200	4	0	4	0	0	0	0	0	0	0	0	0	0	0
0300	6	0	6	0	0	0	0	0	0	0	0	0	0	0
0400	8	0	8	0	0	0	0	0	0	0	0	0	0	0
0500	7	0	6	1	0	0	0	0	0	0	0	0	0	0
0600	15	1	11	3	0	0	0	0	0	0	0	0	0	0
0700	28	0	18	10	0	0	0	0	0	0	0	0	0	0
0800	39	3	31	5	0	0	0	0	0	0	0	0	0	0
0900	67	3	57	7	0	0	0	0	0	0	0	0	0	0
1000	75	0	63	12	0	0	0	0	0	0	0	0	0	0
1100	56	3	51	2	0	0	0	0	0	0	0	0	0	0
1200	54	2	45	6	0	1	0	0	0	0	0	0	0	0
1300	55	0	42	13	0	0	0	0	0	0	0	0	0	0
1400	61	2	57	2	0	0	0	0	0	0	0	0	0	0
1500	67	3	58	6	0	0	0	0	0	0	0	0	0	0
1600	54	1	43	7	0	0	3	0	0	0	0	0	0	0
1700	63	0	57	6	0	0	0	0	0	0	0	0	0	0
1800	50	3	39	8	0	0	0	0	0	0	0	0	0	0
1900	42	4	31	7	0	0	0	0	0	0	0	0	0	0
2000	48	0	39	9	0	0	0	0	0	0	0	0	0	0
2100	24	0	22	2	0	0	0	0	0	0	0	0	0	0
2200	18	1	12	5	0	0	0	0	0	0	0	0	0	0
2300	7	0	6	1	0	0	0	0	0	0	0	0	0	0
07-19	669	20	561	84	0	1	3	0	0	0	0	0	0	0
06-22	798	25	664	105	0	1	3	0	0	0	0	0	0	0
06-00	823	26	682	111	0	1	3	0	0	0	0	0	0	0
00-00	862	26	719	113	0	1	3	0	0	0	0	0	0	0

Peak step 10:00 (75) AM Peak step 10:00 (75) PM Peak step 15:00 (67)

*** Monday, September 11, 2023**

Time	Total	Cls	Cls	Cls	Cls	Cls	Cls	Cls	Cls	Cls	Cls	Cls	Cls	Cls
<--		1	2	3	4	5	6	7	8	9	10	11	12	13
0000	1	0	1	0	0	0	0	0	0	0	0	0	0	0
0100	5	0	5	0	0	0	0	0	0	0	0	0	0	0
0200	2	0	1	1	0	0	0	0	0	0	0	0	0	0
0300	4	0	3	1	0	0	0	0	0	0	0	0	0	0
0400	14	0	11	3	0	0	0	0	0	0	0	0	0	0
0500	22	2	18	2	0	0	0	0	0	0	0	0	0	0
0600	30	1	22	7	0	0	0	0	0	0	0	0	0	0
0700	114	2	93	19	0	0	0	0	0	0	0	0	0	0
0800	93	3	76	13	0	1	0	0	0	0	0	0	0	0
0900	68	2	50	16	0	0	0	0	0	0	0	0	0	0
1000	55	2	39	14	0	0	0	0	0	0	0	0	0	0
1100	39	1	29	9	0	0	0	0	0	0	0	0	0	0
1200	44	2	33	8	0	1	0	0	0	0	0	0	0	0
1300	43	2	32	8	0	0	0	0	0	0	1	0	0	0
1400	64	2	49	11	0	1	0	1	0	0	0	0	0	0
1500	46	1	32	11	0	1	1	0	0	0	0	0	0	0
1600	55	2	38	14	0	0	1	0	0	0	0	0	0	0
1700	61	7	47	7	0	0	0	0	0	0	0	0	0	0
1800	54	3	42	9	0	0	0	0	0	0	0	0	0	0
1900	57	1	51	5	0	0	0	0	0	0	0	0	0	0
2000	32	0	26	6	0	0	0	0	0	0	0	0	0	0
2100	23	0	18	5	0	0	0	0	0	0	0	0	0	0
2200	15	0	9	6	0	0	0	0	0	0	0	0	0	0
2300	5	0	4	1	0	0	0	0	0	0	0	0	0	0
07-19	736	29	560	139	0	4	2	1	0	0	1	0	0	0
06-22	878	31	677	162	0	4	2	1	0	0	1	0	0	0
06-00	898	31	690	169	0	4	2	1	0	0	1	0	0	0
00-00	946	33	729	176	0	4	2	1	0	0	1	0	0	0

Peak step 7:00 (114) AM Peak step 7:00 (114) PM Peak step 14:00 (64)

*** Tuesday, September 12, 2023**

Time	Total	Cls	Cls	Cls	Cls	Cls	Cls	Cls	Cls	Cls	Cls	Cls	Cls	Cls
<--		1	2	3	4	5	6	7	8	9	10	11	12	13
0000	2	0	2	0	0	0	0	0	0	0	0	0	0	0
0100	2	0	2	0	0	0	0	0	0	0	0	0	0	0
0200	2	0	2	0	0	0	0	0	0	0	0	0	0	0
0300	3	0	2	1	0	0	0	0	0	0	0	0	0	0
0400	9	0	8	1	0	0	0	0	0	0	0	0	0	0
0500	22	1	19	1	0	0	0	0	1	0	0	0	0	0
0600	34	2	25	7	0	0	0	0	0	0	0	0	0	0
0700	107	2	87	18	0	0	0	0	0	0	0	0	0	0
0800	111	3	88	19	0	1	0	0	0	0	0	0	0	0
0900	63	3	45	15	0	0	0	0	0	0	0	0	0	0
1000	51	3	39	7	0	2	0	0	0	0	0	0	0	0
1100	43	0	40	3	0	0	0	0	0	0	0	0	0	0
1200	55	2	43	7	0	3	0	0	0	0	0	0	0	0
1300	41	3	33	5	0	0	0	0	0	0	0	0	0	0
1400	59	1	44	13	0	0	0	1	0	0	0	0	0	0
1500	56	3	43	9	0	1	0	0	0	0	0	0	0	0
1600	76	6	54	15	0	0	1	0	0	0	0	0	0	0
1700	54	6	44	4	0	0	0	0	0	0	0	0	0	0
1800	70	7	57	6	0	0	0	0	0	0	0	0	0	0
1900	57	7	43	7	0	0	0	0	0	0	0	0	0	0
2000	35	1	25	9	0	0	0	0	0	0	0	0	0	0
2100	17	0	12	5	0	0	0	0	0	0	0	0	0	0
2200	16	2	13	1	0	0	0	0	0	0	0	0	0	0
2300	9	0	7	2	0	0	0	0	0	0	0	0	0	0
07-19	786	39	617	121	0	7	1	1	0	0	0	0	0	0
06-22	929	49	722	149	0	7	1	1	0	0	0	0	0	0
06-00	954	51	742	152	0	7	1	1	0	0	0	0	0	0
00-00	994	52	777	155	0	7	1	1	1	0	0	0	0	0

Peak step 8:00 (111) AM Peak step 8:00 (111) PM Peak step 16:00 (76)

*** Wednesday, September 13, 2023**

Time	Total	Cls	Cls	Cls	Cls	Cls	Cls	Cls	Cls	Cls	Cls	Cls	Cls	Cls
<--		1	2	3	4	5	6	7	8	9	10	11	12	13
0000	6	0	5	1	0	0	0	0	0	0	0	0	0	0
0100	6	0	5	1	0	0	0	0	0	0	0	0	0	0
0200	2	0	2	0	0	0	0	0	0	0	0	0	0	0
0300	5	0	5	0	0	0	0	0	0	0	0	0	0	0
0400	6	0	5	1	0	0	0	0	0	0	0	0	0	0
0500	21	0	18	3	0	0	0	0	0	0	0	0	0	0
0600	26	2	18	6	0	0	0	0	0	0	0	0	0	0
0700	128	3	96	29	0	0	0	0	0	0	0	0	0	0
0800	108	2	86	19	0	0	0	0	1	0	0	0	0	0
0900	72	3	57	11	0	1	0	0	0	0	0	0	0	0
1000	47	4	35	8	0	0	0	0	0	0	0	0	0	0
1100	47	1	40	6	0	0	0	0	0	0	0	0	0	0
1200	34	1	25	7	0	0	1	0	0	0	0	0	0	0
1300	47	1	35	9	0	1	1	0	0	0	0	0	0	0
1400	65	6	46	12	0	0	1	0	0	0	0	0	0	0
1500	57	4	48	4	0	0	0	0	1	0	0	0	0	0
1600	57	5	42	9	0	1	0	0	0	0	0	0	0	0
1700	57	7	42	8	0	0	0	0	0	0	0	0	0	0
1800	64	6	51	6	0	0	1	0	0	0	0	0	0	0
1900	51	2	41	8	0	0	0	0	0	0	0	0	0	0
2000	47	2	40	5	0	0	0	0	0	0	0	0	0	0
2100	17	0	13	4	0	0	0	0	0	0	0	0	0	0
2200	21	1	18	2	0	0	0	0	0	0	0	0	0	0
2300	8	1	6	1	0	0	0	0	0	0	0	0	0	0
07-19	783	43	603	128	0	3	4	0	2	0	0	0	0	0
06-22	924	49	715	151	0	3	4	0	2	0	0	0	0	0
06-00	953	51	739	154	0	3	4	0	2	0	0	0	0	0
00-00	999	51	779	160	0	3	4	0	2	0	0	0	0	0

Peak step 7:00 (128) AM Peak step 7:00 (128) PM Peak step 14:00 (65)

*** Thursday, September 14, 2023**

Time	Total	Cls	Cls	Cls	Cls	Cls	Cls	Cls	Cls	Cls	Cls	Cls	Cls	Cls
<--		1	2	3	4	5	6	7	8	9	10	11	12	13
0000	5	0	5	0	0	0	0	0	0	0	0	0	0	0
0100	2	0	2	0	0	0	0	0	0	0	0	0	0	0
0200	2	0	1	1	0	0	0	0	0	0	0	0	0	0
0300	2	0	2	0	0	0	0	0	0	0	0	0	0	0
0400	8	0	6	2	0	0	0	0	0	0	0	0	0	0
0500	25	1	21	3	0	0	0	0	0	0	0	0	0	0
0600	31	2	20	9	0	0	0	0	0	0	0	0	0	0
0700	115	2	94	19	0	0	0	0	0	0	0	0	0	0
0800	101	7	80	13	0	0	1	0	0	0	0	0	0	0
0900	72	3	56	12	0	0	1	0	0	0	0	0	0	0
1000	56	2	47	6	0	1	0	0	0	0	0	0	0	0
1100	49	1	32	16	0	0	0	0	0	0	0	0	0	0
1200	48	0	40	7	0	1	0	0	0	0	0	0	0	0
1300	44	1	34	9	0	0	0	0	0	0	0	0	0	0
1400	61	4	45	11	0	0	1	0	0	0	0	0	0	0
1500	61	3	49	9	0	0	0	0	0	0	0	0	0	0
1600	69	6	52	10	0	0	1	0	0	0	0	0	0	0
1700	69	7	53	7	0	1	0	0	1	0	0	0	0	0
1800	48	1	41	5	1	0	0	0	0	0	0	0	0	0
1900	45	5	35	5	0	0	0	0	0	0	0	0	0	0
2000	36	0	31	4	0	0	0	0	0	0	0	1	0	0
2100	19	1	17	1	0	0	0	0	0	0	0	0	0	0
2200	19	1	14	4	0	0	0	0	0	0	0	0	0	0
2300	9	1	8	0	0	0	0	0	0	0	0	0	0	0
07-19	793	37	623	124	1	3	4	0	1	0	0	0	0	0
06-22	924	45	726	143	1	3	4	0	1	0	0	1	0	0
06-00	952	47	748	147	1	3	4	0	1	0	0	1	0	0
00-00	996	48	785	153	1	3	4	0	1	0	0	1	0	0

Peak step 7:00 (115) AM Peak step 7:00 (115) PM Peak step 16:00 (69)

*** Friday, September 15, 2023**

Time	Total	Cls	Cls	Cls	Cls	Cls	Cls	Cls	Cls	Cls	Cls	Cls	Cls	Cls
<--		1	2	3	4	5	6	7	8	9	10	11	12	13
0000	6	0	5	1	0	0	0	0	0	0	0	0	0	0
0100	1	0	1	0	0	0	0	0	0	0	0	0	0	0
0200	2	0	2	0	0	0	0	0	0	0	0	0	0	0
0300	5	0	4	1	0	0	0	0	0	0	0	0	0	0
0400	11	0	10	1	0	0	0	0	0	0	0	0	0	0
0500	24	0	18	6	0	0	0	0	0	0	0	0	0	0
0600	46	3	31	12	0	0	0	0	0	0	0	0	0	0
0700	117	1	96	20	0	0	0	0	0	0	0	0	0	0
0800	106	4	82	19	0	0	1	0	0	0	0	0	0	0
0900	42	1	28	12	0	1	0	0	0	0	0	0	0	0
1000	54	3	41	10	0	0	0	0	0	0	0	0	0	0
1100	54	1	42	10	1	0	0	0	0	0	0	0	0	0
1200	54	3	38	13	0	0	0	0	0	0	0	0	0	0
1300	48	3	36	7	0	2	0	0	0	0	0	0	0	0
1400	61	0	45	15	0	0	1	0	0	0	0	0	0	0
1500	68	5	50	12	0	0	1	0	0	0	0	0	0	0
1600	49	1	38	9	0	0	1	0	0	0	0	0	0	0
1700	66	2	56	8	0	0	0	0	0	0	0	0	0	0
1800	70	1	59	9	1	0	0	0	0	0	0	0	0	0
1900	50	0	43	7	0	0	0	0	0	0	0	0	0	0
2000	44	1	33	10	0	0	0	0	0	0	0	0	0	0
2100	25	0	21	4	0	0	0	0	0	0	0	0	0	0
2200	25	0	20	5	0	0	0	0	0	0	0	0	0	0
2300	23	1	21	1	0	0	0	0	0	0	0	0	0	0
07-19	789	25	611	144	2	3	4	0	0	0	0	0	0	0
06-22	954	29	739	177	2	3	4	0	0	0	0	0	0	0
06-00	1002	30	780	183	2	3	4	0	0	0	0	0	0	0
00-00	1051	30	820	192	2	3	4	0	0	0	0	0	0	0

Peak step 7:00 (117) AM Peak step 7:00 (117) PM Peak step 18:00 (70)

*** Saturday, September 16, 2023**

Time	Total	Cls	Cls	Cls	Cls	Cls	Cls	Cls	Cls	Cls	Cls	Cls	Cls	Cls
<--		1	2	3	4	5	6	7	8	9	10	11	12	13
0000	5	1	2	2	0	0	0	0	0	0	0	0	0	0
0100	8	0	6	2	0	0	0	0	0	0	0	0	0	0
0200	6	0	6	0	0	0	0	0	0	0	0	0	0	0
0300	2	0	2	0	0	0	0	0	0	0	0	0	0	0
0400	10	0	10	0	0	0	0	0	0	0	0	0	0	0
0500	11	0	10	1	0	0	0	0	0	0	0	0	0	0
0600	21	1	17	3	0	0	0	0	0	0	0	0	0	0
0700	53	0	38	14	0	1	0	0	0	0	0	0	0	0
0800	58	2	42	14	0	0	0	0	0	0	0	0	0	0
0900	68	2	53	13	0	0	0	0	0	0	0	0	0	0
1000	56	1	38	16	0	1	0	0	0	0	0	0	0	0
1100	84	4	63	16	0	0	0	0	1	0	0	0	0	0
1200	72	1	55	13	0	1	1	0	0	0	1	0	0	0
1300	66	1	56	8	0	1	0	0	0	0	0	0	0	0
1400	68	3	54	11	0	0	0	0	0	0	0	0	0	0
1500	57	0	43	14	0	0	0	0	0	0	0	0	0	0
1600	57	0	52	5	0	0	0	0	0	0	0	0	0	0
1700	57	2	45	9	0	0	0	0	1	0	0	0	0	0
1800	58	1	51	6	0	0	0	0	0	0	0	0	0	0
1900	37	1	22	14	0	0	0	0	0	0	0	0	0	0
2000	33	0	30	3	0	0	0	0	0	0	0	0	0	0
2100	28	0	25	3	0	0	0	0	0	0	0	0	0	0
2200	21	0	15	6	0	0	0	0	0	0	0	0	0	0
2300	15	0	11	4	0	0	0	0	0	0	0	0	0	0
07-19	754	17	590	139	0	4	1	0	2	0	1	0	0	0
06-22	873	19	684	162	0	4	1	0	2	0	1	0	0	0
06-00	909	19	710	172	0	4	1	0	2	0	1	0	0	0
00-00	951	20	746	177	0	4	1	0	2	0	1	0	0	0

Peak step 11:00 (84) AM Peak step 11:00 (84) PM Peak step 12:00 (72)

*** Sunday, September 17, 2023**

Time	Total	Cls	Cls	Cls	Cls	Cls	Cls	Cls	Cls	Cls	Cls	Cls	Cls	Cls
<--		1	2	3	4	5	6	7	8	9	10	11	12	13
0000	10	0	8	2	0	0	0	0	0	0	0	0	0	0
0100	9	0	9	0	0	0	0	0	0	0	0	0	0	0
0200	3	0	2	1	0	0	0	0	0	0	0	0	0	0
0300	7	0	6	1	0	0	0	0	0	0	0	0	0	0
0400	4	0	3	1	0	0	0	0	0	0	0	0	0	0
0500	8	0	5	3	0	0	0	0	0	0	0	0	0	0
0600	16	2	11	3	0	0	0	0	0	0	0	0	0	0
0700	33	0	30	3	0	0	0	0	0	0	0	0	0	0
0800	47	1	40	6	0	0	0	0	0	0	0	0	0	0
0900	62	3	47	12	0	0	0	0	0	0	0	0	0	0
1000	62	0	55	7	0	0	0	0	0	0	0	0	0	0
1100	66	1	53	11	0	1	0	0	0	0	0	0	0	0
1200	57	1	45	11	0	0	0	0	0	0	0	0	0	0
1300	62	1	50	10	0	0	1	0	0	0	0	0	0	0
1400	57	0	47	8	0	0	2	0	0	0	0	0	0	0
1500	47	1	40	5	0	0	1	0	0	0	0	0	0	0
1600	51	1	40	7	0	0	3	0	0	0	0	0	0	0
1700	49	1	41	6	0	0	0	0	1	0	0	0	0	0
1800	70	1	61	7	0	0	1	0	0	0	0	0	0	0
1900	45	0	37	8	0	0	0	0	0	0	0	0	0	0
2000	42	0	34	8	0	0	0	0	0	0	0	0	0	0
2100	31	2	21	8	0	0	0	0	0	0	0	0	0	0
2200	24	1	20	3	0	0	0	0	0	0	0	0	0	0
2300	9	0	8	1	0	0	0	0	0	0	0	0	0	0
07-19	663	11	549	93	0	1	8	0	1	0	0	0	0	0
06-22	797	15	652	120	0	1	8	0	1	0	0	0	0	0
06-00	830	16	680	124	0	1	8	0	1	0	0	0	0	0
00-00	871	16	713	132	0	1	8	0	1	0	0	0	0	0

Peak step 18:00 (70) AM Peak step 11:00 (66) PM Peak step 18:00 (70)

*** Monday, September 18, 2023**

Time	Total	Cls	Cls	Cls	Cls	Cls	Cls	Cls	Cls	Cls	Cls	Cls	Cls	Cls
<--		1	2	3	4	5	6	7	8	9	10	11	12	13
0000	3	0	2	1	0	0	0	0	0	0	0	0	0	0
0100	0	0	0	0	0	0	0	0	0	0	0	0	0	0
0200	2	0	2	0	0	0	0	0	0	0	0	0	0	0
0300	6	0	5	1	0	0	0	0	0	0	0	0	0	0
0400	9	0	7	2	0	0	0	0	0	0	0	0	0	0
0500	20	0	17	3	0	0	0	0	0	0	0	0	0	0
0600	32	2	21	9	0	0	0	0	0	0	0	0	0	0
0700	116	0	89	27	0	0	0	0	0	0	0	0	0	0
0800	97	2	82	13	0	0	0	0	0	0	0	0	0	0
0900	59	2	45	11	0	0	1	0	0	0	0	0	0	0
1000	45	1	32	12	0	0	0	0	0	0	0	0	0	0
1100	40	1	32	7	0	0	0	0	0	0	0	0	0	0
1200	51	1	35	14	0	0	1	0	0	0	0	0	0	0
1300	47	2	35	8	0	0	2	0	0	0	0	0	0	0
1400	64	0	50	13	0	1	0	0	0	0	0	0	0	0
1500	55	0	42	11	0	0	2	0	0	0	0	0	0	0
1600	55	3	45	7	0	0	0	0	0	0	0	0	0	0
1700	59	3	49	7	0	0	0	0	0	0	0	0	0	0
1800	50	2	40	8	0	0	0	0	0	0	0	0	0	0
1900	43	5	32	6	0	0	0	0	0	0	0	0	0	0
2000	33	0	29	4	0	0	0	0	0	0	0	0	0	0
2100	25	0	21	4	0	0	0	0	0	0	0	0	0	0
2200	19	1	14	4	0	0	0	0	0	0	0	0	0	0
2300	7	0	7	0	0	0	0	0	0	0	0	0	0	0
07-19	738	17	576	138	0	1	6	0	0	0	0	0	0	0
06-22	871	24	679	161	0	1	6	0	0	0	0	0	0	0
06-00	897	25	700	165	0	1	6	0	0	0	0	0	0	0
00-00	937	25	733	172	0	1	6	0	0	0	0	0	0	0

Peak step 7:00 (116) AM Peak step 7:00 (116) PM Peak step 14:00 (64)

*** Tuesday, September 19, 2023**

Time	Total	Cls 1	Cls 2	Cls 3	Cls 4	Cls 5	Cls 6	Cls 7	Cls 8	Cls 9	Cls 10	Cls 11	Cls 12	Cls 13
<--		1	2	3	4	5	6	7	8	9	10	11	12	13
0000	1	0	1	0	0	0	0	0	0	0	0	0	0	0
0100	2	0	1	1	0	0	0	0	0	0	0	0	0	0
0200	2	0	2	0	0	0	0	0	0	0	0	0	0	0
0300	5	0	4	1	0	0	0	0	0	0	0	0	0	0
0400	8	0	7	1	0	0	0	0	0	0	0	0	0	0
0500	25	1	20	4	0	0	0	0	0	0	0	0	0	0
0600	39	1	30	8	0	0	0	0	0	0	0	0	0	0
0700	102	3	78	20	0	0	1	0	0	0	0	0	0	0
0800	115	3	94	16	0	1	0	1	0	0	0	0	0	0
0900	56	3	39	12	0	0	2	0	0	0	0	0	0	0
1000	54	1	39	14	0	0	0	0	0	0	0	0	0	0
1100	54	1	39	13	0	0	1	0	0	0	0	0	0	0
1200	46	3	33	8	0	1	1	0	0	0	0	0	0	0
1300	30	0	23	7	0	0	0	0	0	0	0	0	0	0
1400	51	2	39	10	0	0	0	0	0	0	0	0	0	0
1500	66	5	48	12	0	0	1	0	0	0	0	0	0	0
1600	55	4	40	11	0	0	0	0	0	0	0	0	0	0
1700	59	6	45	6	0	0	1	1	0	0	0	0	0	0
1800	48	1	41	6	0	0	0	0	0	0	0	0	0	0
1900	57	7	39	11	0	0	0	0	0	0	0	0	0	0
2000	33	0	28	5	0	0	0	0	0	0	0	0	0	0
2100	30	2	20	8	0	0	0	0	0	0	0	0	0	0
2200	17	1	14	2	0	0	0	0	0	0	0	0	0	0
2300	5	0	4	1	0	0	0	0	0	0	0	0	0	0
07-19	736	32	558	135	0	2	7	2	0	0	0	0	0	0
06-22	895	42	675	167	0	2	7	2	0	0	0	0	0	0
06-00	917	43	693	170	0	2	7	2	0	0	0	0	0	0
00-00	960	44	728	177	0	2	7	2	0	0	0	0	0	0

Peak step 8:00 (115) AM Peak step 8:00 (115) PM Peak step 15:00 (66)

*** Wednesday, September 20, 2023**

Time	Total	Cls 1	Cls 2	Cls 3	Cls 4	Cls 5	Cls 6	Cls 7	Cls 8	Cls 9	Cls 10	Cls 11	Cls 12	Cls 13
<--		1	2	3	4	5	6	7	8	9	10	11	12	13
0000	8	0	7	1	0	0	0	0	0	0	0	0	0	0
0100	1	0	0	1	0	0	0	0	0	0	0	0	0	0
0200	0	0	0	0	0	0	0	0	0	0	0	0	0	0
0300	7	0	6	1	0	0	0	0	0	0	0	0	0	0
0400	7	0	5	2	0	0	0	0	0	0	0	0	0	0
0500	22	0	18	4	0	0	0	0	0	0	0	0	0	0
0600	32	2	18	12	0	0	0	0	0	0	0	0	0	0
0700	127	4	97	26	0	0	0	0	0	0	0	0	0	0
0800	101	1	80	20	0	0	0	0	0	0	0	0	0	0
0900	67	4	47	14	0	1	1	0	0	0	0	0	0	0
1000	53	2	34	15	0	1	1	0	0	0	0	0	0	0
1100	45	0	34	10	0	1	0	0	0	0	0	0	0	0
1200	37	1	31	4	0	1	0	0	0	0	0	0	0	0
1300	54	2	42	10	0	0	0	0	0	0	0	0	0	0
1400	74	3	56	13	0	0	2	0	0	0	0	0	0	0
1500	62	0	47	15	0	0	0	0	0	0	0	0	0	0
1600	48	6	34	8	0	0	0	0	0	0	0	0	0	0
1700	63	4	46	11	0	0	0	2	0	0	0	0	0	0
1800	53	4	40	9	0	0	0	0	0	0	0	0	0	0
1900	44	1	37	6	0	0	0	0	0	0	0	0	0	0
2000	37	0	29	8	0	0	0	0	0	0	0	0	0	0
2100	23	0	18	5	0	0	0	0	0	0	0	0	0	0
2200	14	0	9	5	0	0	0	0	0	0	0	0	0	0
2300	7	0	4	3	0	0	0	0	0	0	0	0	0	0
07-19	784	31	588	155	0	4	4	2	0	0	0	0	0	0
06-22	920	34	690	186	0	4	4	2	0	0	0	0	0	0
06-00	941	34	703	194	0	4	4	2	0	0	0	0	0	0
00-00	986	34	739	203	0	4	4	2	0	0	0	0	0	0

Peak step 7:00 (127) AM Peak step 7:00 (127) PM Peak step 14:00 (74)

*** Thursday, September 21, 2023**

Time	Total	Cls	Cls	Cls	Cls	Cls	Cls	Cls	Cls	Cls	Cls	Cls	Cls	Cls
<--		1	2	3	4	5	6	7	8	9	10	11	12	13
0000	6	0	5	1	0	0	0	0	0	0	0	0	0	0
0100	2	0	2	0	0	0	0	0	0	0	0	0	0	0
0200	4	0	3	1	0	0	0	0	0	0	0	0	0	0
0300	7	0	6	1	0	0	0	0	0	0	0	0	0	0
0400	9	0	7	2	0	0	0	0	0	0	0	0	0	0
0500	29	1	21	7	0	0	0	0	0	0	0	0	0	0
0600	31	2	20	9	0	0	0	0	0	0	0	0	0	0
0700	119	4	93	22	0	0	0	0	0	0	0	0	0	0
0800	108	2	86	19	0	0	1	0	0	0	0	0	0	0
0900	64	1	50	11	1	1	0	0	0	0	0	0	0	0
1000	47	4	40	3	0	0	0	0	0	0	0	0	0	0
1100	63	1	51	10	0	0	1	0	0	0	0	0	0	0
1200	43	1	29	12	0	1	0	0	0	0	0	0	0	0
1300	38	1	31	6	0	0	0	0	0	0	0	0	0	0
1400	55	3	46	6	0	0	0	0	0	0	0	0	0	0
1500	69	5	49	14	0	1	0	0	0	0	0	0	0	0
1600	64	3	53	7	0	0	1	0	0	0	0	0	0	0
1700	62	5	44	12	0	0	0	1	0	0	0	0	0	0
1800	49	3	40	6	0	0	0	0	0	0	0	0	0	0
1900	37	2	32	3	0	0	0	0	0	0	0	0	0	0
2000	39	2	33	4	0	0	0	0	0	0	0	0	0	0
2100	19	1	14	4	0	0	0	0	0	0	0	0	0	0
2200	18	0	13	5	0	0	0	0	0	0	0	0	0	0
2300	8	0	6	2	0	0	0	0	0	0	0	0	0	0
07-19	781	33	612	128	1	3	3	1	0	0	0	0	0	0
06-22	907	40	711	148	1	3	3	1	0	0	0	0	0	0
06-00	933	40	730	155	1	3	3	1	0	0	0	0	0	0
00-00	990	41	774	167	1	3	3	1	0	0	0	0	0	0

Peak step 7:00 (119) AM Peak step 7:00 (119) PM Peak step 15:00 (69)

*** Friday, September 22, 2023**

Time	Total	Cls	Cls	Cls	Cls	Cls	Cls	Cls	Cls	Cls	Cls	Cls	Cls	Cls
<--		1	2	3	4	5	6	7	8	9	10	11	12	13
0000	4	0	3	1	0	0	0	0	0	0	0	0	0	0
0100	0	0	0	0	0	0	0	0	0	0	0	0	0	0
0200	3	0	3	0	0	0	0	0	0	0	0	0	0	0
0300	7	0	7	0	0	0	0	0	0	0	0	0	0	0
0400	15	0	13	2	0	0	0	0	0	0	0	0	0	0
0500	23	0	19	4	0	0	0	0	0	0	0	0	0	0
0600	28	1	19	8	0	0	0	0	0	0	0	0	0	0
0700	119	4	92	22	1	0	0	0	0	0	0	0	0	0
0800	104	2	84	17	0	0	1	0	0	0	0	0	0	0
0900	55	0	33	22	0	0	0	0	0	0	0	0	0	0
1000	58	1	41	14	0	0	2	0	0	0	0	0	0	0
1100	52	4	37	10	0	0	1	0	0	0	0	0	0	0
1200	47	2	39	6	0	0	0	0	0	0	0	0	0	0
1300	51	3	37	11	0	0	0	0	0	0	0	0	0	0
1400	57	1	45	11	0	0	0	0	0	0	0	0	0	0
1500	52	1	42	9	0	0	0	0	0	0	0	0	0	0
1600	63	3	51	8	0	0	0	0	1	0	0	0	0	0
1700	61	0	53	7	0	0	1	0	0	0	0	0	0	0
1800	72	3	60	9	0	0	0	0	0	0	0	0	0	0
1900	55	0	47	7	0	0	1	0	0	0	0	0	0	0
2000	36	0	28	8	0	0	0	0	0	0	0	0	0	0
2100	24	0	21	3	0	0	0	0	0	0	0	0	0	0
2200	34	0	30	4	0	0	0	0	0	0	0	0	0	0
2300	15	1	13	1	0	0	0	0	0	0	0	0	0	0
07-19	791	24	614	146	1	0	5	0	1	0	0	0	0	0
06-22	934	25	729	172	1	0	6	0	1	0	0	0	0	0
06-00	983	26	772	177	1	0	6	0	1	0	0	0	0	0
00-00	1035	26	817	184	1	0	6	0	1	0	0	0	0	0

Peak step 7:00 (119) AM Peak step 7:00 (119) PM Peak step 18:00 (72)

*** Saturday, September 23, 2023**

Time	Total	Cls	Cls	Cls	Cls	Cls	Cls	Cls	Cls	Cls	Cls	Cls	Cls	Cls
<--		1	2	3	4	5	6	7	8	9	10	11	12	13
0000	5	0	5	0	0	0	0	0	0	0	0	0	0	0
0100	3	0	3	0	0	0	0	0	0	0	0	0	0	0
0200	3	0	3	0	0	0	0	0	0	0	0	0	0	0
0300	5	0	5	0	0	0	0	0	0	0	0	0	0	0
0400	8	0	8	0	0	0	0	0	0	0	0	0	0	0
0500	11	0	10	1	0	0	0	0	0	0	0	0	0	0
0600	19	0	18	1	0	0	0	0	0	0	0	0	0	0
0700	48	0	35	13	0	0	0	0	0	0	0	0	0	0
0800	69	0	52	16	0	1	0	0	0	0	0	0	0	0
0900	60	1	48	11	0	0	0	0	0	0	0	0	0	0
1000	58	1	53	4	0	0	0	0	0	0	0	0	0	0
1100	74	2	58	13	0	1	0	0	0	0	0	0	0	0
1200	70	3	51	15	0	1	0	0	0	0	0	0	0	0
1300	57	3	43	11	0	0	0	0	0	0	0	0	0	0
1400	59	2	50	7	0	0	0	0	0	0	0	0	0	0
1500	51	3	43	5	0	0	0	0	0	0	0	0	0	0
1600	62	0	49	13	0	0	0	0	0	0	0	0	0	0
1700	54	3	45	6	0	0	0	0	0	0	0	0	0	0
1800	48	1	42	5	0	0	0	0	0	0	0	0	0	0
1900	46	0	40	6	0	0	0	0	0	0	0	0	0	0
2000	35	0	28	7	0	0	0	0	0	0	0	0	0	0
2100	23	0	22	1	0	0	0	0	0	0	0	0	0	0
2200	20	0	18	2	0	0	0	0	0	0	0	0	0	0
2300	11	1	9	1	0	0	0	0	0	0	0	0	0	0
07-19	710	19	569	119	0	3	0	0	0	0	0	0	0	0
06-22	833	19	677	134	0	3	0	0	0	0	0	0	0	0
06-00	864	20	704	137	0	3	0	0	0	0	0	0	0	0
00-00	899	20	738	138	0	3	0	0	0	0	0	0	0	0

Peak step 11:00 (74) AM Peak step 11:00 (74) PM Peak step 12:00 (70)

Traffic Data Service -- San Jose, CA Class Report

CustomList-931 -- English (ENU)

Datasets:

Site: [9] PERMANENTE CREEK TRAIL BT OLD MIDDLEFIELD WAY AND CHARLESTON RD
Data type: Axle sensors - Paired (Class/Speed/Count)

Profile:

Included classes: 15
Speed range: 0 - 100 mph.
Direction: North (bound), P = North, Lane = 0-16
Name: Default Profile
Scheme: Vehicle classification (Bicycle_15_scheme)
Units: Non metric (ft, mi, ft/s, mph, lb, ton)

Column Legend:

0 [Time] 24-hour time (0000 - 2359)
1 [Total] Number in time step
2 [Cls] Class totals

*** Sunday, September 10, 2023**

Time	Total	Cls
<--		15
0000	0	0
0100	0	0
0200	0	0
0300	0	0
0400	0	0
0500	0	0
0600	3	3
0700	1	1
0800	8	8
0900	4	4
1000	9	9
1100	11	11
1200	4	4
1300	4	4
1400	5	5
1500	7	7
1600	10	10
1700	6	6
1800	12	12
1900	6	6
2000	0	0
2100	0	0
2200	0	0
2300	0	0
07-19	81	81
06-22	90	90
06-00	90	90
00-00	90	90

Peak step 18:00 (12) AM Peak step 11:00 (11) PM Peak step 18:00 (12)

*** Monday, September 11, 2023**

Time	Total	Cls
<--		15
0000	0	0
0100	0	0
0200	0	0
0300	0	0
0400	0	0
0500	3	3
0600	5	5
0700	18	18
0800	45	45
0900	37	37
1000	21	21
1100	12	12
1200	14	14
1300	6	6
1400	3	3
1500	6	6
1600	5	5
1700	2	2
1800	8	8
1900	9	9
2000	0	0
2100	2	2
2200	1	1
2300	0	0
07-19	177	177
06-22	193	193
06-00	194	194
00-00	197	197

Peak step 8:00 (45) AM Peak step 8:00 (45) PM Peak step 12:00 (14)

*** Tuesday, September 12, 2023**

Time	Total	Cls
<--		15
0000	0	0
0100	0	0
0200	0	0
0300	0	0
0400	0	0
0500	3	3
0600	5	5
0700	20	20
0800	69	69
0900	74	74
1000	23	23
1100	20	20
1200	16	16
1300	8	8
1400	3	3
1500	3	3
1600	3	3
1700	8	8
1800	17	17
1900	11	11
2000	2	2
2100	0	0
2200	2	2
2300	0	0
07-19	264	264
06-22	282	282
06-00	284	284
00-00	287	287

Peak step 9:00 (74) AM Peak step 9:00 (74) PM Peak step 18:00 (17)

*** Wednesday, September 13, 2023**

Time	Total	Cls
<--		15
0000	0	0
0100	0	0
0200	0	0
0300	0	0
0400	1	1
0500	5	5
0600	2	2
0700	26	26
0800	65	65
0900	55	55
1000	18	18
1100	21	21
1200	13	13
1300	12	12
1400	0	0
1500	10	10
1600	7	7
1700	10	10
1800	6	6
1900	6	6
2000	3	3
2100	0	0
2200	0	0
2300	0	0
07-19	243	243
06-22	254	254
06-00	254	254
00-00	260	260

Peak step 8:00 (65) AM Peak step 8:00 (65) PM Peak step 12:00 (13)

*** Thursday, September 14, 2023**

Time	Total	Cls
<--		15
0000	0	0
0100	0	0
0200	0	0
0300	0	0
0400	1	1
0500	2	2
0600	7	7
0700	28	28
0800	76	76
0900	58	58
1000	23	23
1100	13	13
1200	16	16
1300	5	5
1400	8	8
1500	4	4
1600	5	5
1700	7	7
1800	9	9
1900	7	7
2000	1	1
2100	1	1
2200	0	0
2300	0	0
07-19	252	252
06-22	268	268
06-00	268	268
00-00	271	271

Peak step 8:00 (76) AM Peak step 8:00 (76) PM Peak step 12:00 (16)

*** Friday, September 15, 2023**

Time	Total	Cls
<--		15
0000	0	0
0100	0	0
0200	0	0
0300	0	0
0400	0	0
0500	3	3
0600	5	5
0700	17	17
0800	24	24
0900	40	40
1000	15	15
1100	8	8
1200	8	8
1300	8	8
1400	6	6
1500	4	4
1600	8	8
1700	7	7
1800	3	3
1900	8	8
2000	1	1
2100	0	0
2200	0	0
2300	1	1
07-19	148	148
06-22	162	162
06-00	163	163
00-00	166	166

Peak step 9:00 (40) AM Peak step 9:00 (40) PM Peak step 12:00 (8)

*** Saturday, September 16, 2023**

Time	Total	Cls
<--		15
0000	0	0
0100	0	0
0200	0	0
0300	0	0
0400	0	0
0500	3	3
0600	2	2
0700	1	1
0800	5	5
0900	10	10
1000	6	6
1100	10	10
1200	5	5
1300	4	4
1400	5	5
1500	11	11
1600	5	5
1700	4	4
1800	9	9
1900	4	4
2000	0	0
2100	0	0
2200	0	0
2300	0	0
07-19	75	75
06-22	81	81
06-00	81	81
00-00	84	84

Peak step 15:00 (11) AM Peak step 9:00 (10) PM Peak step 15:00 (11)

*** Sunday, September 17, 2023**

Time	Total	Cls
<--		15
0000	1	1
0100	0	0
0200	0	0
0300	0	0
0400	0	0
0500	0	0
0600	0	0
0700	3	3
0800	4	4
0900	11	11
1000	16	16
1100	9	9
1200	11	11
1300	7	7
1400	9	9
1500	7	7
1600	10	10
1700	8	8
1800	9	9
1900	2	2
2000	0	0
2100	0	0
2200	0	0
2300	0	0
07-19	104	104
06-22	106	106
06-00	106	106
00-00	107	107

Peak step 10:00 (16) AM Peak step 10:00 (16) PM Peak step 12:00 (11)

*** Monday, September 18, 2023**

Time	Total	Cls
<--		15
0000	0	0
0100	0	0
0200	0	0
0300	0	0
0400	0	0
0500	4	4
0600	3	3
0700	24	24
0800	39	39
0900	49	49
1000	19	19
1100	12	12
1200	7	7
1300	9	9
1400	2	2
1500	8	8
1600	6	6
1700	6	6
1800	1	1
1900	2	2
2000	0	0
2100	1	1
2200	1	1
2300	0	0
07-19	182	182
06-22	188	188
06-00	189	189
00-00	193	193

Peak step 9:00 (49) AM Peak step 9:00 (49) PM Peak step 13:00 (9)

*** Tuesday, September 19, 2023**

Time	Total	Cls
<--		15
0000	0	0
0100	0	0
0200	0	0
0300	0	0
0400	1	1
0500	2	2
0600	5	5
0700	29	29
0800	61	61
0900	73	73
1000	32	32
1100	22	22
1200	14	14
1300	7	7
1400	7	7
1500	5	5
1600	6	6
1700	6	6
1800	8	8
1900	2	2
2000	0	0
2100	0	0
2200	0	0
2300	0	0
07-19	270	270
06-22	277	277
06-00	277	277
00-00	280	280

Peak step 9:00 (73) AM Peak step 9:00 (73) PM Peak step 12:00 (14)

*** Wednesday, September 20, 2023**

Time	Total	Cls
<--		15
0000	0	0
0100	0	0
0200	0	0
0300	0	0
0400	0	0
0500	4	4
0600	4	4
0700	18	18
0800	51	51
0900	54	54
1000	21	21
1100	19	19
1200	16	16
1300	8	8
1400	2	2
1500	3	3
1600	7	7
1700	1	1
1800	9	9
1900	2	2
2000	0	0
2100	0	0
2200	0	0
2300	0	0
07-19	209	209
06-22	215	215
06-00	215	215
00-00	219	219

Peak step 9:00 (54) AM Peak step 9:00 (54) PM Peak step 12:00 (16)

*** Thursday, September 21, 2023**

Time	Total	Cls
<--		15
0000	0	0
0100	0	0
0200	0	0
0300	0	0
0400	0	0
0500	0	0
0600	3	3
0700	26	26
0800	56	56
0900	49	49
1000	26	26
1100	8	8
1200	12	12
1300	8	8
1400	7	7
1500	5	5
1600	4	4
1700	2	2
1800	5	5
1900	5	5
2000	1	1
2100	0	0
2200	0	0
2300	0	0
07-19	208	208
06-22	217	217
06-00	217	217
00-00	217	217

Peak step 8:00 (56) AM Peak step 8:00 (56) PM Peak step 12:00 (12)

*** Friday, September 22, 2023**

Time	Total	Cls
<--		15
0000	0	0
0100	0	0
0200	0	0
0300	0	0
0400	0	0
0500	0	0
0600	5	5
0700	11	11
0800	26	26
0900	29	29
1000	12	12
1100	8	8
1200	10	10
1300	8	8
1400	0	0
1500	6	6
1600	7	7
1700	5	5
1800	3	3
1900	1	1
2000	1	1
2100	0	0
2200	0	0
2300	1	1
07-19	125	125
06-22	132	132
06-00	133	133
00-00	133	133

Peak step 9:00 (29) AM Peak step 9:00 (29) PM Peak step 12:00 (10)

*** Saturday, September 23, 2023**

Time	Total	Cls
<--		15
0000	0	0
0100	0	0
0200	0	0
0300	0	0
0400	0	0
0500	1	1
0600	0	0
0700	2	2
0800	6	6
0900	12	12
1000	7	7
1100	10	10
1200	4	4
1300	10	10
1400	5	5
1500	6	6
1600	2	2
1700	7	7
1800	4	4
1900	1	1
2000	0	0
2100	1	1
2200	0	0
2300	0	0
07-19	75	75
06-22	77	77
06-00	77	77
00-00	78	78

Peak step 9:00 (12) AM Peak step 9:00 (12) PM Peak step 13:00 (10)

Traffic Data Service -- San Jose, CA Class Report

CustomList-932 -- English (ENU)

Datasets:

Site: [9] PERMANENTE CREEK TRAIL BT OLD MIDDLEFIELD WAY AND CHARLESTON RD
Data type: Axle sensors - Paired (Class/Speed/Count)

Profile:

Included classes: 15
Speed range: 0 - 100 mph.
Direction: South (bound), P = North, Lane = 0-16
Name: Default Profile
Scheme: Vehicle classification (Bicycle_15_scheme)
Units: Non metric (ft, mi, ft/s, mph, lb, ton)

Column Legend:

0 [Time] 24-hour time (0000 - 2359)
1 [Total] Number in time step
2 [Cls] Class totals

*** Sunday, September 10, 2023**

Time	Total	Cls
<--		15
0000	0	0
0100	0	0
0200	0	0
0300	0	0
0400	0	0
0500	0	0
0600	2	2
0700	2	2
0800	0	0
0900	6	6
1000	1	1
1100	5	5
1200	7	7
1300	2	2
1400	5	5
1500	7	7
1600	2	2
1700	13	13
1800	6	6
1900	12	12
2000	4	4
2100	2	2
2200	3	3
2300	0	0
07-19	56	56
06-22	76	76
06-00	79	79
00-00	79	79

Peak step 17:00 (13) **AM Peak step** 9:00 (6) **PM Peak step** 17:00 (13)

*** Monday, September 11, 2023**

Time	Total	Cls
<--		15
0000	1	1
0100	0	0
0200	1	1
0300	0	0
0400	0	0
0500	0	0
0600	1	1
0700	1	1
0800	5	5
0900	3	3
1000	5	5
1100	6	6
1200	9	9
1300	4	4
1400	6	6
1500	13	13
1600	25	25
1700	51	51
1800	35	35
1900	36	36
2000	13	13
2100	5	5
2200	4	4
2300	0	0
07-19	163	163
06-22	218	218
06-00	222	222
00-00	224	224

Peak step 17:00 (51) AM Peak step 11:00 (6) PM Peak step 17:00 (51)

*** Tuesday, September 12, 2023**

Time	Total	Cls
<--		15
0000	0	0
0100	1	1
0200	0	0
0300	0	0
0400	0	0
0500	0	0
0600	0	0
0700	3	3
0800	5	5
0900	1	1
1000	1	1
1100	6	6
1200	6	6
1300	6	6
1400	12	12
1500	11	11
1600	44	44
1700	67	67
1800	39	39
1900	38	38
2000	17	17
2100	5	5
2200	4	4
2300	6	6
07-19	201	201
06-22	261	261
06-00	271	271
00-00	272	272

Peak step 17:00 (67) AM Peak step 11:00 (6) PM Peak step 17:00 (67)

*** Wednesday, September 13, 2023**

Time	Total	Cls
<--		15
0000	1	1
0100	1	1
0200	1	1
0300	0	0
0400	0	0
0500	0	0
0600	0	0
0700	3	3
0800	3	3
0900	2	2
1000	3	3
1100	4	4
1200	9	9
1300	3	3
1400	6	6
1500	11	11
1600	41	41
1700	61	61
1800	40	40
1900	35	35
2000	11	11
2100	3	3
2200	7	7
2300	2	2
07-19	186	186
06-22	235	235
06-00	244	244
00-00	247	247

Peak step 17:00 (61) **AM Peak step** 11:00 (4) **PM Peak step** 17:00 (61)

*** Thursday, September 14, 2023**

Time	Total	Cls
<--		15
0000	1	1
0100	1	1
0200	0	0
0300	0	0
0400	0	0
0500	1	1
0600	0	0
0700	1	1
0800	12	12
0900	2	2
1000	5	5
1100	5	5
1200	4	4
1300	10	10
1400	8	8
1500	14	14
1600	44	44
1700	55	55
1800	46	46
1900	37	37
2000	14	14
2100	0	0
2200	6	6
2300	1	1
07-19	206	206
06-22	257	257
06-00	264	264
00-00	267	267

Peak step 17:00 (55) **AM Peak step** 8:00 (12) **PM Peak step** 17:00 (55)

*** Friday, September 15, 2023**

Time	Total	Cls
<--		15
0000	2	2
0100	0	0
0200	0	0
0300	0	0
0400	0	0
0500	0	0
0600	1	1
0700	2	2
0800	7	7
0900	6	6
1000	3	3
1100	6	6
1200	4	4
1300	8	8
1400	7	7
1500	12	12
1600	27	27
1700	42	42
1800	14	14
1900	22	22
2000	3	3
2100	1	1
2200	1	1
2300	3	3
07-19	138	138
06-22	165	165
06-00	169	169
00-00	171	171

Peak step 17:00 (42) **AM Peak step** 8:00 (7) **PM Peak step** 17:00 (42)

*** Saturday, September 16, 2023**

Time	Total	Cls
<--		15
0000	0	0
0100	1	1
0200	0	0
0300	0	0
0400	0	0
0500	0	0
0600	2	2
0700	0	0
0800	1	1
0900	2	2
1000	5	5
1100	5	5
1200	16	16
1300	8	8
1400	1	1
1500	3	3
1600	12	12
1700	5	5
1800	8	8
1900	14	14
2000	0	0
2100	1	1
2200	1	1
2300	0	0
07-19	66	66
06-22	83	83
06-00	84	84
00-00	85	85

Peak step 12:00 (16) **AM Peak step** 10:00 (5) **PM Peak step** 12:00 (16)

*** Sunday, September 17, 2023**

Time	Total	Cls
<--		15
0000	1	1
0100	0	0
0200	0	0
0300	0	0
0400	0	0
0500	2	2
0600	1	1
0700	1	1
0800	3	3
0900	2	2
1000	2	2
1100	4	4
1200	7	7
1300	7	7
1400	3	3
1500	9	9
1600	16	16
1700	5	5
1800	12	12
1900	11	11
2000	2	2
2100	1	1
2200	2	2
2300	0	0
07-19	71	71
06-22	86	86
06-00	88	88
00-00	91	91

Peak step 16:00 (16) **AM Peak step** 11:00 (4) **PM Peak step** 16:00 (16)

*** Monday, September 18, 2023**

Time	Total	Cls
<--		15
0000	0	0
0100	1	1
0200	0	0
0300	0	0
0400	0	0
0500	0	0
0600	1	1
0700	3	3
0800	5	5
0900	5	5
1000	3	3
1100	6	6
1200	7	7
1300	8	8
1400	6	6
1500	8	8
1600	29	29
1700	42	42
1800	32	32
1900	30	30
2000	9	9
2100	10	10
2200	1	1
2300	1	1
07-19	154	154
06-22	204	204
06-00	206	206
00-00	207	207

Peak step 17:00 (42) **AM Peak step** 11:00 (6) **PM Peak step** 17:00 (42)

*** Tuesday, September 19, 2023**

Time	Total	Cls
<--		15
0000	0	0
0100	0	0
0200	0	0
0300	0	0
0400	0	0
0500	0	0
0600	2	2
0700	3	3
0800	7	7
0900	1	1
1000	1	1
1100	9	9
1200	4	4
1300	12	12
1400	10	10
1500	15	15
1600	31	31
1700	85	85
1800	33	33
1900	32	32
2000	10	10
2100	3	3
2200	1	1
2300	3	3
07-19	211	211
06-22	258	258
06-00	262	262
00-00	262	262

Peak step 17:00 (85) **AM Peak step** 11:00 (9) **PM Peak step** 17:00 (85)

*** Wednesday, September 20, 2023**

Time	Total	Cls
<--		15
0000	3	3
0100	0	0
0200	0	0
0300	0	0
0400	0	0
0500	0	0
0600	1	1
0700	1	1
0800	5	5
0900	1	1
1000	1	1
1100	8	8
1200	5	5
1300	5	5
1400	6	6
1500	9	9
1600	36	36
1700	43	43
1800	29	29
1900	26	26
2000	9	9
2100	5	5
2200	5	5
2300	2	2
07-19	149	149
06-22	190	190
06-00	197	197
00-00	200	200

Peak step 17:00 (43) **AM Peak step** 11:00 (8) **PM Peak step** 17:00 (43)

*** Thursday, September 21, 2023**

Time	Total	Cls
<--		15
0000	0	0
0100	0	0
0200	1	1
0300	0	0
0400	0	0
0500	0	0
0600	0	0
0700	2	2
0800	8	8
0900	7	7
1000	2	2
1100	5	5
1200	7	7
1300	8	8
1400	6	6
1500	16	16
1600	36	36
1700	51	51
1800	32	32
1900	32	32
2000	8	8
2100	4	4
2200	2	2
2300	2	2
07-19	180	180
06-22	224	224
06-00	228	228
00-00	229	229

Peak step 17:00 (51) AM Peak step 8:00 (8) PM Peak step 17:00 (51)

*** Friday, September 22, 2023**

Time	Total	Cls
<--		15
0000	2	2
0100	0	0
0200	1	1
0300	0	0
0400	0	0
0500	0	0
0600	1	1
0700	3	3
0800	3	3
0900	4	4
1000	1	1
1100	3	3
1200	9	9
1300	8	8
1400	10	10
1500	8	8
1600	23	23
1700	29	29
1800	21	21
1900	10	10
2000	2	2
2100	1	1
2200	3	3
2300	3	3
07-19	122	122
06-22	136	136
06-00	142	142
00-00	145	145

Peak step 17:00 (29) AM Peak step 9:00 (4) PM Peak step 17:00 (29)

*** Saturday, September 23, 2023**

Time	Total	Cls
<--		15
0000	0	0
0100	1	1
0200	0	0
0300	0	0
0400	0	0
0500	0	0
0600	0	0
0700	2	2
0800	3	3
0900	2	2
1000	5	5
1100	7	7
1200	2	2
1300	10	10
1400	4	4
1500	5	5
1600	2	2
1700	7	7
1800	8	8
1900	2	2
2000	0	0
2100	1	1
2200	2	2
2300	1	1
07-19	57	57
06-22	60	60
06-00	63	63
00-00	64	64

Peak step 13:00 (10) **AM Peak step** 11:00 (7) **PM Peak step** 13:00 (10)

Traffic Data Service -- San Jose, CA Class Report

CustomList-933 -- English (ENU)

Datasets:

Site: [10] STEVENS CREEK TRAIL BT MOFFETT BLVD AND LA AVENIDA
Data type: Axle sensors - Paired (Class/Speed/Count)

Profile:

Included classes: 15
Speed range: 0 - 100 mph.
Direction: North (bound), P = North, Lane = 0-16
Name: Default Profile
Scheme: Vehicle classification (Bicycle_15_scheme)
Units: Non metric (ft, mi, ft/s, mph, lb, ton)

Column Legend:

0 [Time] 24-hour time (0000 - 2359)
1 [Total] Number in time step
2 [Cls] Class totals

*** Sunday, September 10, 2023**

Time	Total	Cls
<--		15
0000	0	0
0100	0	0
0200	0	0
0300	0	0
0400	0	0
0500	0	0
0600	2	2
0700	10	10
0800	21	21
0900	27	27
1000	30	30
1100	22	22
1200	23	23
1300	16	16
1400	21	21
1500	15	15
1600	23	23
1700	24	24
1800	25	25
1900	12	12
2000	2	2
2100	0	0
2200	1	1
2300	0	0
07-19	257	257
06-22	273	273
06-00	274	274
00-00	274	274

Peak step 10:00 (30) AM Peak step 10:00 (30) PM Peak step 18:00 (25)

*** Monday, September 11, 2023**

Time	Total	Cls
<--		15
0000	0	0
0100	0	0
0200	0	0
0300	0	0
0400	0	0
0500	0	0
0600	7	7
0700	38	38
0800	71	71
0900	65	65
1000	44	44
1100	24	24
1200	15	15
1300	8	8
1400	10	10
1500	16	16
1600	18	18
1700	17	17
1800	20	20
1900	7	7
2000	2	2
2100	0	0
2200	1	1
2300	0	0
07-19	346	346
06-22	362	362
06-00	363	363
00-00	363	363

Peak step 8:00 (71) AM Peak step 8:00 (71) PM Peak step 18:00 (20)

*** Tuesday, September 12, 2023**

Time	Total	Cls
<--		15
0000	0	0
0100	0	0
0200	0	0
0300	0	0
0400	0	0
0500	1	1
0600	11	11
0700	55	55
0800	80	80
0900	103	103
1000	50	50
1100	30	30
1200	19	19
1300	10	10
1400	12	12
1500	7	7
1600	16	16
1700	28	28
1800	19	19
1900	16	16
2000	5	5
2100	3	3
2200	0	0
2300	0	0
07-19	429	429
06-22	464	464
06-00	464	464
00-00	465	465

Peak step 9:00 (103) AM Peak step 9:00 (103) PM Peak step 17:00 (28)

*** Wednesday, September 13, 2023**

Time	Total	Cls
<--		15
0000	0	0
0100	1	1
0200	0	0
0300	0	0
0400	0	0
0500	0	0
0600	9	9
0700	50	50
0800	113	113
0900	95	95
1000	47	47
1100	26	26
1200	25	25
1300	15	15
1400	12	12
1500	19	19
1600	15	15
1700	16	16
1800	28	28
1900	10	10
2000	2	2
2100	3	3
2200	0	0
2300	0	0
07-19	461	461
06-22	485	485
06-00	485	485
00-00	486	486

Peak step 8:00 (113) AM Peak step 8:00 (113) PM Peak step 18:00 (28)

*** Thursday, September 14, 2023**

Time	Total	Cls
<--		15
0000	0	0
0100	0	0
0200	0	0
0300	0	0
0400	0	0
0500	0	0
0600	10	10
0700	46	46
0800	105	105
0900	107	107
1000	52	52
1100	33	33
1200	19	19
1300	12	12
1400	6	6
1500	13	13
1600	8	8
1700	18	18
1800	27	27
1900	8	8
2000	2	2
2100	1	1
2200	0	0
2300	1	1
07-19	446	446
06-22	467	467
06-00	468	468
00-00	468	468

Peak step 9:00 (107) AM Peak step 9:00 (107) PM Peak step 18:00 (27)

*** Friday, September 15, 2023**

Time	Total	Cls
<--		15
0000	0	0
0100	0	0
0200	0	0
0300	0	0
0400	0	0
0500	2	2
0600	11	11
0700	31	31
0800	55	55
0900	49	49
1000	38	38
1100	23	23
1200	14	14
1300	13	13
1400	12	12
1500	11	11
1600	22	22
1700	25	25
1800	15	15
1900	14	14
2000	3	3
2100	1	1
2200	0	0
2300	1	1
07-19	308	308
06-22	337	337
06-00	338	338
00-00	340	340

Peak step 8:00 (55) AM Peak step 8:00 (55) PM Peak step 17:00 (25)

*** Saturday, September 16, 2023**

Time	Total	Cls
<--		15
0000	0	0
0100	0	0
0200	0	0
0300	0	0
0400	0	0
0500	0	0
0600	2	2
0700	20	20
0800	18	18
0900	31	31
1000	23	23
1100	22	22
1200	21	21
1300	23	23
1400	20	20
1500	22	22
1600	16	16
1700	16	16
1800	18	18
1900	4	4
2000	1	1
2100	0	0
2200	0	0
2300	0	0
07-19	250	250
06-22	257	257
06-00	257	257
00-00	257	257

Peak step 9:00 (31) AM Peak step 9:00 (31) PM Peak step 13:00 (23)

*** Sunday, September 17, 2023**

Time	Total	Cls
<--		15
0000	0	0
0100	0	0
0200	0	0
0300	0	0
0400	0	0
0500	0	0
0600	0	0
0700	18	18
0800	22	22
0900	22	22
1000	44	44
1100	29	29
1200	22	22
1300	13	13
1400	20	20
1500	15	15
1600	35	35
1700	23	23
1800	22	22
1900	16	16
2000	1	1
2100	0	0
2200	0	0
2300	0	0
07-19	285	285
06-22	302	302
06-00	302	302
00-00	302	302

Peak step 10:00 (44) AM Peak step 10:00 (44) PM Peak step 16:00 (35)

*** Monday, September 18, 2023**

Time	Total	Cls
<--		15
0000	0	0
0100	0	0
0200	0	0
0300	0	0
0400	0	0
0500	1	1
0600	9	9
0700	34	34
0800	76	76
0900	51	51
1000	30	30
1100	19	19
1200	21	21
1300	7	7
1400	13	13
1500	12	12
1600	18	18
1700	17	17
1800	22	22
1900	9	9
2000	1	1
2100	1	1
2200	0	0
2300	0	0
07-19	320	320
06-22	340	340
06-00	340	340
00-00	341	341

Peak step 8:00 (76) AM Peak step 8:00 (76) PM Peak step 18:00 (22)

*** Tuesday, September 19, 2023**

Time	Total	Cls
<--		15
0000	0	0
0100	0	0
0200	0	0
0300	0	0
0400	0	0
0500	1	1
0600	10	10
0700	46	46
0800	102	102
0900	100	100
1000	48	48
1100	50	50
1200	19	19
1300	15	15
1400	11	11
1500	17	17
1600	16	16
1700	13	13
1800	17	17
1900	6	6
2000	1	1
2100	1	1
2200	0	0
2300	0	0
07-19	454	454
06-22	472	472
06-00	472	472
00-00	473	473

Peak step 8:00 (102) AM Peak step 8:00 (102) PM Peak step 12:00 (19)

*** Wednesday, September 20, 2023**

Time	Total	Cls
<--		15
0000	0	0
0100	0	0
0200	0	0
0300	0	0
0400	0	0
0500	1	1
0600	8	8
0700	27	27
0800	80	80
0900	74	74
1000	36	36
1100	19	19
1200	16	16
1300	6	6
1400	8	8
1500	11	11
1600	17	17
1700	16	16
1800	19	19
1900	3	3
2000	0	0
2100	0	0
2200	0	0
2300	0	0
07-19	329	329
06-22	340	340
06-00	340	340
00-00	341	341

Peak step 8:00 (80) AM Peak step 8:00 (80) PM Peak step 18:00 (19)

*** Thursday, September 21, 2023**

Time	Total	Cls
<--		15
0000	1	1
0100	0	0
0200	0	0
0300	0	0
0400	0	0
0500	1	1
0600	4	4
0700	38	38
0800	83	83
0900	80	80
1000	48	48
1100	20	20
1200	19	19
1300	14	14
1400	9	9
1500	16	16
1600	13	13
1700	17	17
1800	15	15
1900	8	8
2000	0	0
2100	0	0
2200	0	0
2300	0	0
07-19	372	372
06-22	384	384
06-00	384	384
00-00	386	386

Peak step 8:00 (83) AM Peak step 8:00 (83) PM Peak step 12:00 (19)

*** Friday, September 22, 2023**

Time	Total	Cls
<--		15
0000	0	0
0100	0	0
0200	0	0
0300	0	0
0400	1	1
0500	2	2
0600	3	3
0700	32	32
0800	40	40
0900	38	38
1000	32	32
1100	19	19
1200	19	19
1300	9	9
1400	10	10
1500	17	17
1600	12	12
1700	15	15
1800	18	18
1900	6	6
2000	1	1
2100	0	0
2200	0	0
2300	0	0
07-19	261	261
06-22	271	271
06-00	271	271
00-00	274	274

Peak step 8:00 (40) AM Peak step 8:00 (40) PM Peak step 12:00 (19)

*** Saturday, September 23, 2023**

Time	Total	Cls
<--		15
0000	0	0
0100	1	1
0200	0	0
0300	1	1
0400	0	0
0500	0	0
0600	1	1
0700	12	12
0800	13	13
0900	15	15
1000	21	21
1100	21	21
1200	9	9
1300	19	19
1400	17	17
1500	23	23
1600	9	9
1700	22	22
1800	9	9
1900	5	5
2000	0	0
2100	2	2
2200	1	1
2300	0	0
07-19	190	190
06-22	198	198
06-00	199	199
00-00	201	201

Peak step 15:00 (23) **AM Peak step** 10:00 (21) **PM Peak step** 15:00 (23)

Traffic Data Service -- San Jose, CA Class Report

CustomList-934 -- English (ENU)

Datasets:

Site: [10] STEVENS CREEK TRAIL BT MOFFETT BLVD AND LA AVENIDA
Data type: Axle sensors - Paired (Class/Speed/Count)

Profile:

Included classes: 15
Speed range: 0 - 100 mph.
Direction: South (bound), P = North, Lane = 0-16
Name: Default Profile
Scheme: Vehicle classification (Bicycle_15_scheme)
Units: Non metric (ft, mi, ft/s, mph, lb, ton)

Column Legend:

0 [Time] 24-hour time (0000 - 2359)
1 [Total] Number in time step
2 [Cls] Class totals

*** Sunday, September 10, 2023**

Time	Total	Cls
<--		15
0000	0	0
0100	0	0
0200	1	1
0300	0	0
0400	0	0
0500	0	0
0600	1	1
0700	3	3
0800	19	19
0900	24	24
1000	26	26
1100	26	26
1200	29	29
1300	21	21
1400	16	16
1500	17	17
1600	24	24
1700	20	20
1800	26	26
1900	27	27
2000	0	0
2100	1	1
2200	0	0
2300	0	0
07-19	251	251
06-22	280	280
06-00	280	280
00-00	281	281

Peak step 12:00 (29) AM Peak step 10:00 (26) PM Peak step 12:00 (29)

*** Monday, September 11, 2023**

Time	Total	Cls
<--		15
0000	0	0
0100	0	0
0200	0	0
0300	0	0
0400	1	1
0500	0	0
0600	5	5
0700	11	11
0800	11	11
0900	17	17
1000	12	12
1100	13	13
1200	15	15
1300	26	26
1400	19	19
1500	20	20
1600	42	42
1700	83	83
1800	46	46
1900	46	46
2000	16	16
2100	5	5
2200	2	2
2300	1	1
07-19	315	315
06-22	387	387
06-00	390	390
00-00	391	391

Peak step 17:00 (83) **AM Peak step** 9:00 (17) **PM Peak step** 17:00 (83)

*** Tuesday, September 12, 2023**

Time	Total	Cls
<--		15
0000	1	1
0100	0	0
0200	0	0
0300	0	0
0400	0	0
0500	1	1
0600	5	5
0700	8	8
0800	14	14
0900	12	12
1000	13	13
1100	15	15
1200	8	8
1300	19	19
1400	17	17
1500	30	30
1600	64	64
1700	97	97
1800	81	81
1900	61	61
2000	26	26
2100	9	9
2200	7	7
2300	7	7
07-19	378	378
06-22	479	479
06-00	493	493
00-00	495	495

Peak step 17:00 (97) **AM Peak step** 11:00 (15) **PM Peak step** 17:00 (97)

*** Wednesday, September 13, 2023**

Time	Total	Cls
<--		15
0000	2	2
0100	0	0
0200	0	0
0300	0	0
0400	0	0
0500	1	1
0600	4	4
0700	10	10
0800	10	10
0900	15	15
1000	14	14
1100	12	12
1200	11	11
1300	12	12
1400	24	24
1500	33	33
1600	54	54
1700	122	122
1800	76	76
1900	53	53
2000	22	22
2100	5	5
2200	8	8
2300	1	1
07-19	393	393
06-22	477	477
06-00	486	486
00-00	489	489

Peak step 17:00 (122) AM Peak step 9:00 (15) PM Peak step 17:00 (122)

*** Thursday, September 14, 2023**

Time	Total	Cls
<--		15
0000	0	0
0100	0	0
0200	0	0
0300	0	0
0400	0	0
0500	2	2
0600	1	1
0700	12	12
0800	10	10
0900	13	13
1000	11	11
1100	13	13
1200	13	13
1300	16	16
1400	23	23
1500	25	25
1600	68	68
1700	126	126
1800	85	85
1900	48	48
2000	21	21
2100	6	6
2200	3	3
2300	1	1
07-19	415	415
06-22	491	491
06-00	495	495
00-00	497	497

Peak step 17:00 (126) AM Peak step 9:00 (13) PM Peak step 17:00 (126)

*** Friday, September 15, 2023**

Time	Total	Cls
<--		15
0000	0	0
0100	1	1
0200	0	0
0300	0	0
0400	0	0
0500	2	2
0600	3	3
0700	11	11
0800	13	13
0900	15	15
1000	16	16
1100	11	11
1200	16	16
1300	21	21
1400	18	18
1500	34	34
1600	53	53
1700	50	50
1800	42	42
1900	26	26
2000	9	9
2100	1	1
2200	0	0
2300	2	2
07-19	300	300
06-22	339	339
06-00	341	341
00-00	344	344

Peak step 16:00 (53) AM Peak step 10:00 (16) PM Peak step 16:00 (53)

*** Saturday, September 16, 2023**

Time	Total	Cls
<--		15
0000	0	0
0100	0	0
0200	0	0
0300	0	0
0400	0	0
0500	1	1
0600	2	2
0700	4	4
0800	13	13
0900	23	23
1000	23	23
1100	34	34
1200	21	21
1300	22	22
1400	16	16
1500	23	23
1600	28	28
1700	18	18
1800	16	16
1900	15	15
2000	2	2
2100	2	2
2200	1	1
2300	1	1
07-19	241	241
06-22	262	262
06-00	264	264
00-00	265	265

Peak step 11:00 (34) AM Peak step 11:00 (34) PM Peak step 16:00 (28)

*** Sunday, September 17, 2023**

Time	Total	Cls
<--		15
0000	1	1
0100	0	0
0200	0	0
0300	0	0
0400	0	0
0500	0	0
0600	0	0
0700	8	8
0800	13	13
0900	26	26
1000	28	28
1100	38	38
1200	33	33
1300	24	24
1400	23	23
1500	20	20
1600	24	24
1700	36	36
1800	25	25
1900	27	27
2000	3	3
2100	6	6
2200	0	0
2300	1	1
07-19	298	298
06-22	334	334
06-00	335	335
00-00	336	336

Peak step 11:00 (38) AM Peak step 11:00 (38) PM Peak step 17:00 (36)

*** Monday, September 18, 2023**

Time	Total	Cls
<--		15
0000	0	0
0100	0	0
0200	0	0
0300	0	0
0400	0	0
0500	0	0
0600	2	2
0700	13	13
0800	9	9
0900	8	8
1000	10	10
1100	12	12
1200	20	20
1300	15	15
1400	14	14
1500	25	25
1600	36	36
1700	74	74
1800	68	68
1900	40	40
2000	20	20
2100	8	8
2200	0	0
2300	0	0
07-19	304	304
06-22	374	374
06-00	374	374
00-00	374	374

Peak step 17:00 (74) AM Peak step 7:00 (13) PM Peak step 17:00 (74)

*** Tuesday, September 19, 2023**

Time	Total	Cls
<--		15
0000	0	0
0100	0	0
0200	0	0
0300	0	0
0400	0	0
0500	2	2
0600	2	2
0700	7	7
0800	15	15
0900	10	10
1000	6	6
1100	14	14
1200	12	12
1300	13	13
1400	24	24
1500	30	30
1600	78	78
1700	132	132
1800	63	63
1900	43	43
2000	20	20
2100	10	10
2200	4	4
2300	1	1
07-19	404	404
06-22	479	479
06-00	484	484
00-00	486	486

Peak step 17:00 (132) AM Peak step 8:00 (15) PM Peak step 17:00 (132)

*** Wednesday, September 20, 2023**

Time	Total	Cls
<--		15
0000	1	1
0100	0	0
0200	0	0
0300	0	0
0400	0	0
0500	1	1
0600	3	3
0700	7	7
0800	11	11
0900	8	8
1000	11	11
1100	5	5
1200	13	13
1300	9	9
1400	13	13
1500	24	24
1600	54	54
1700	75	75
1800	51	51
1900	40	40
2000	18	18
2100	7	7
2200	0	0
2300	2	2
07-19	281	281
06-22	349	349
06-00	351	351
00-00	353	353

Peak step 17:00 (75) AM Peak step 8:00 (11) PM Peak step 17:00 (75)

*** Thursday, September 21, 2023**

Time	Total	Cls
<--		15
0000	0	0
0100	0	0
0200	0	0
0300	0	0
0400	0	0
0500	0	0
0600	1	1
0700	9	9
0800	9	9
0900	13	13
1000	9	9
1100	11	11
1200	18	18
1300	14	14
1400	24	24
1500	39	39
1600	62	62
1700	85	85
1800	60	60
1900	38	38
2000	14	14
2100	4	4
2200	3	3
2300	4	4
07-19	353	353
06-22	410	410
06-00	417	417
00-00	417	417

Peak step 17:00 (85) AM Peak step 9:00 (13) PM Peak step 17:00 (85)

*** Friday, September 22, 2023**

Time	Total	Cls
<--		15
0000	1	1
0100	0	0
0200	0	0
0300	0	0
0400	0	0
0500	1	1
0600	1	1
0700	9	9
0800	12	12
0900	11	11
1000	8	8
1100	10	10
1200	10	10
1300	18	18
1400	13	13
1500	32	32
1600	38	38
1700	43	43
1800	39	39
1900	27	27
2000	9	9
2100	3	3
2200	0	0
2300	3	3
07-19	243	243
06-22	283	283
06-00	286	286
00-00	288	288

Peak step 17:00 (43) AM Peak step 8:00 (12) PM Peak step 17:00 (43)

*** Saturday, September 23, 2023**

Time	Total	Cls
<--		15
0000	1	1
0100	1	1
0200	0	0
0300	0	0
0400	0	0
0500	0	0
0600	0	0
0700	3	3
0800	10	10
0900	14	14
1000	29	29
1100	23	23
1200	20	20
1300	14	14
1400	23	23
1500	17	17
1600	17	17
1700	25	25
1800	25	25
1900	7	7
2000	2	2
2100	1	1
2200	2	2
2300	1	1
07-19	220	220
06-22	230	230
06-00	233	233
00-00	235	235

Peak step 10:00 (29) AM Peak step 10:00 (29) PM Peak step 17:00 (25)

Attachment B: Gateway Hourly Vehicle Totals

Appendix B: Tuesday to Thursday Gateway Hourly Vehicle Totals												
Time	San Antonio / Bayshore			Rengstorff			Shoreline / La Avenida			All Gateways		
	Inbound	Outbound	Total	Inbound	Outbound	Total	Inbound	Outbound	Total	Inbound	Outbound	Total
12:00 AM	9	8	17	16	48	64	56	129	185	82	185	267
12:15 AM	8	8	16	14	37	50	51	108	158	72	153	224
12:30 AM	6	8	14	12	26	37	49	97	146	67	130	197
12:45 AM	4	9	13	10	20	30	45	85	130	59	114	173
1:00 AM	4	9	13	8	16	24	41	68	109	53	94	146
1:15 AM	5	9	14	8	15	23	38	61	99	52	85	136
1:30 AM	6	7	13	9	17	26	36	56	92	51	81	132
1:45 AM	7	6	14	9	38	47	40	66	106	57	110	166
2:00 AM	7	7	14	9	38	47	46	63	109	62	108	170
2:15 AM	8	7	15	10	37	47	48	61	109	65	106	171
2:30 AM	9	6	15	13	34	47	54	55	109	76	94	170
2:45 AM	12	6	18	22	11	33	64	37	101	97	54	151
3:00 AM	19	9	29	32	10	42	69	36	105	120	56	175
3:15 AM	35	13	48	41	12	53	81	42	123	156	67	224
3:30 AM	52	16	67	50	13	63	95	49	144	197	78	275
3:45 AM	71	19	90	68	30	98	138	70	208	277	119	396
4:00 AM	85	19	104	106	33	139	245	86	331	436	138	573
4:15 AM	88	19	106	129	39	169	325	107	432	542	166	707
4:30 AM	89	22	112	159	45	204	430	135	565	679	202	881
4:45 AM	87	23	111	193	39	232	546	155	701	826	218	1043
5:00 AM	94	28	122	258	42	300	675	177	852	1027	247	1274
5:15 AM	106	35	141	312	49	361	826	190	1015	1243	274	1517
5:30 AM	117	41	157	366	57	422	956	215	1171	1438	312	1750
5:45 AM	136	50	186	391	76	467	1022	270	1292	1550	395	1945
6:00 AM	150	57	207	408	97	504	1084	307	1391	1642	461	2102
6:15 AM	174	69	242	442	114	556	1094	362	1455	1709	544	2253
6:30 AM	200	87	287	509	138	647	1127	411	1538	1836	636	2472
6:45 AM	221	99	321	618	155	773	1237	433	1670	2076	687	2763
7:00 AM	262	115	377	733	176	909	1366	477	1844	2361	768	3129
7:15 AM	343	123	467	923	192	1115	1603	514	2117	2869	829	3698
7:30 AM	433	127	560	1185	205	1390	1830	546	2376	3448	977	4325
7:45 AM	515	134	648	1533	219	1753	2003	570	2572	4051	922	4973
8:00 AM	576	138	714	1936	231	2167	2093	606	2699	4605	974	5579
8:15 AM	601	141	742	2256	250	2506	2127	615	2743	4984	1006	5990
8:30 AM	621	142	763	2455	276	2730	2140	611	2751	5216	1029	6244
8:45 AM	636	142	779	2439	286	2726	2153	621	2774	5228	1050	6278
9:00 AM	643	145	788	2306	304	2610	2152	614	2765	5100	1062	6162
9:15 AM	571	142	713	2050	313	2362	2084	614	2698	4705	1068	5773
9:30 AM	492	140	631	1774	307	2080	1978	619	2597	4243	1066	5309
9:45 AM	419	137	557	1519	310	1829	1813	635	2448	3751	1082	4834
10:00 AM	346	133	479	1274	293	1567	1638	620	2258	3258	1046	4304
10:15 AM	312	136	448	1113	280	1393	1516	613	2129	2940	1029	3969
10:30 AM	280	147	427	996	272	1268	1393	606	1999	2670	1024	3694
10:45 AM	257	159	415	925	281	1206	1336	608	1944	2518	1047	3565
11:00 AM	240	167	407	839	311	1150	1295	657	1952	2374	1135	3509
11:15 AM	239	181	419	792	358	1150	1221	730	1951	2251	1269	3521
11:30 AM	234	185	420	722	397	1119	1172	818	1990	2128	1400	3528
11:45 AM	222	192	414	660	415	1075	1112	864	1976	1995	1470	3465
12:00 PM	215	196	411	609	424	1033	1042	906	1947	1866	1526	3392
12:15 PM	205	196	401	548	451	999	993	966	1959	1746	1613	3359
12:30 PM	195	193	388	470	485	955	930	1003	1933	1595	1681	3275
12:45 PM	187	189	376	412	569	981	851	1113	1965	1450	1871	3321
1:00 PM	172	192	364	367	595	962	772	1169	1941	1310	1956	3267
1:15 PM	162	200	362	321	626	947	692	1214	1905	1175	2039	3214
1:30 PM	160	208	368	297	649	947	645	1260	1905	1102	2117	3219
1:45 PM	152	217	369	273	710	983	603	1361	1964	1028	2287	3316
2:00 PM	148	225	373	247	780	1027	594	1441	2034	989	2446	3435
2:15 PM	158	242	400	244	901	1145	613	1626	2239	1016	2768	3784
2:30 PM	168	268	436	251	985	1236	648	1741	2389	1067	2994	4061
2:45 PM	182	300	482	267	1043	1309	683	1822	2505	1132	3165	4296
3:00 PM	194	322	516	293	1141	1434	724	1923	2647	1210	3386	4597
3:15 PM	202	351	553	300	1213	1512	743	1889	2632	1245	3453	4698
3:30 PM	206	377	583	323	1358	1681	747	1976	2723	1275	3711	4986
3:45 PM	213	392	605	321	1440	1760	778	1955	2733	1312	3786	5098
4:00 PM	222	429	650	306	1528	1834	762	2039	2800	1290	3995	5285
4:15 PM	233	473	706	316	1581	1897	793	2126	2919	1342	4180	5522
4:30 PM	243	501	743	318	1631	1948	804	2208	3011	1364	4339	5703
4:45 PM	249	519	768	331	1656	1987	818	2243	3060	1398	4417	5815
5:00 PM	261	515	776	372	1638	2010	884	2183	3066	1517	4335	5852
5:15 PM	258	437	695	394	1563	1957	898	2054	2952	1550	4053	5604
5:30 PM	258	370	628	409	1389	1798	949	1855	2804	1616	3613	5230
5:45 PM	260	313	573	429	1204	1633	970	1725	2695	1659	3242	4901
6:00 PM	254	256	510	439	1083	1522	967	1643	2609	1659	2982	4641
6:15 PM	221	233	455	465	991	1456	963	1612	2575	1649	2836	4485
6:30 PM	191	211	402	477	958	1435	950	1587	2536	1618	2755	4373
6:45 PM	155	194	349	457	971	1429	893	1538	2431	1505	2703	4208
7:00 PM	124	178	302	398	897	1295	824	1441	2265	1346	2516	3862
7:15 PM	105	155	260	317	786	1103	716	1280	1995	1138	2221	3359
7:30 PM	88	132	220	228	647	875	563	1090	1653	879	1869	2748
7:45 PM	71	103	175	165	495	660	463	899	1362	699	1498	2197
8:00 PM	56	81	137	125	377	503	361	720	1081	542	1178	1720
8:15 PM	53	69	122	104	319	423	324	646	970	481	1034	1515
8:30 PM	47	61	108	93	274	367	313	607	920	453	942	1395
8:45 PM	42	52	93	90	250	339	308	575	882	439	876	1315
9:00 PM	37	45	82	86	236	321	329	556	885	452	837	1288
9:15 PM	32	39	70	79	204	283	317	497	814	427	740	1168
9:30 PM	27	33	60	73	199	272	301	464	765	400	696	1096
9:45 PM	26	43	69	65	181	245	270	482	752	360	705	1066
10:00 PM	22	76	97	55	173	229	213	524	737	290	773	1063
10:15 PM	22	119	142	50	176	227	192	565	757	265	860	1125
10:30 PM	22	184	206	45	210	255	170	630	800	237	1024	1261
10:45 PM	18	210	228	39	207	245	160	640	800	216	1057	1273
11:00 PM	15	206	221	34	183	217	144	617	760	193	1005	1198

Attachment C: Peak Hour/Peak Period Volume Comparison

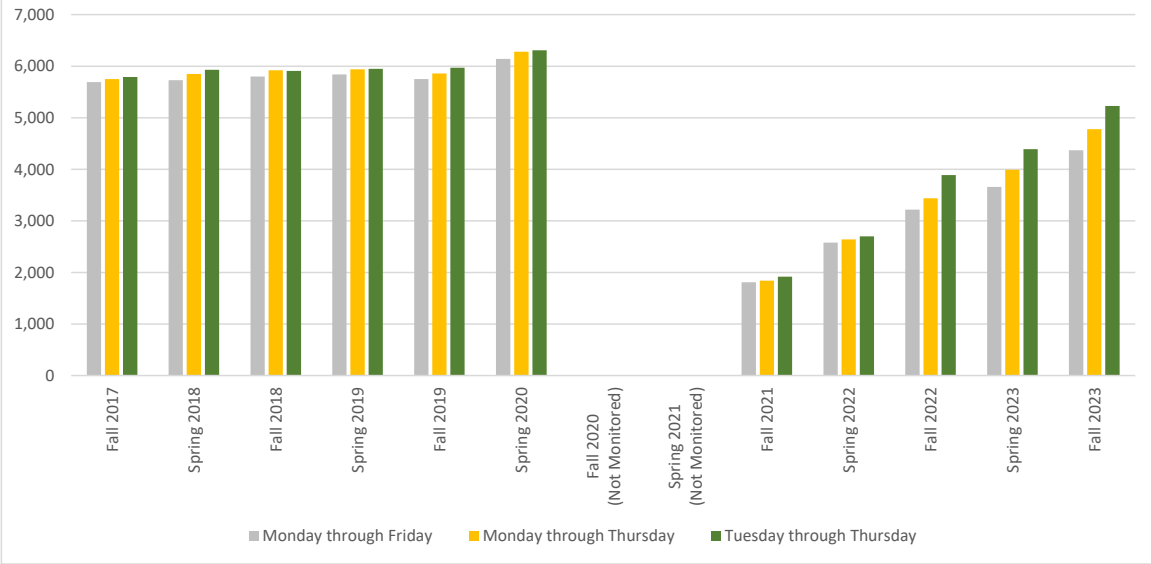
Attachment C: Peak Hour/Peak Period Volume Comparison

Table C1: PEAK HOUR VOLUME COMPARISON (COMPARING MIN/MAX VALUES FOR SAME PEAK HOUR ACROSS BOTH WEEKS)												
	San Antonio Gateway (San Antonio Road + Bayshore Parkway)			Rengstorff Gateway			Shoreline Gateway (Shoreline Boulevard + La Avenida Street)			Gateways Total		
	Inbound	Outbound	Total	Inbound	Outbound	Total	Inbound	Outbound	Total	Inbound	Outbound	Total
AM Peak Hour (08:45 AM - 09:45 AM)												
Min Volume	602	136	740	2,406	263	2,703	2,078	575	2,655	5,145	983	6,158
Max Volume	669	160	812	2,492	314	2,755	2,256	670	2,926	5,351	1,107	6,458
Weekly Average	636	142	779	2,439	286	2,726	2,153	621	2,774	5,228	1,050	6,278
Range	67	24	71	86	51	52	178	95	271	206	124	300
Min / Average	-5%	-5%	-5%	-1%	-8%	-1%	-3%	-7%	-4%	-2%	-6%	-2%
Max / Average	5%	12%	4%	2%	10%	1%	5%	8%	5%	2%	5%	3%
Range / Average	10%	17%	9%	4%	18%	2%	8%	15%	10%	4%	12%	5%
PM Peak Hour (05:00 PM - 06:00 PM)												
Min Volume	209	436	700	308	1,617	1,932	730	2,133	2,864	1,300	4,251	5,571
Max Volume	334	575	843	450	1,701	2,086	1,234	2,292	3,367	1,953	4,485	6,296
Weekly Average	261	515	776	372	1,638	2,010	884	2,183	3,066	1,517	4,335	5,852
Range	125	139	143	142	84	154	504	159	503	653	234	725
Min / Average	-20%	-15%	-10%	-17%	-1%	-4%	-17%	-2%	-7%	-14%	-2%	-5%
Max / Average	28%	12%	9%	21%	4%	4%	40%	5%	10%	29%	3%	8%
Range / Average	48%	27%	18%	38%	5%	8%	57%	7%	16%	43%	5%	12%

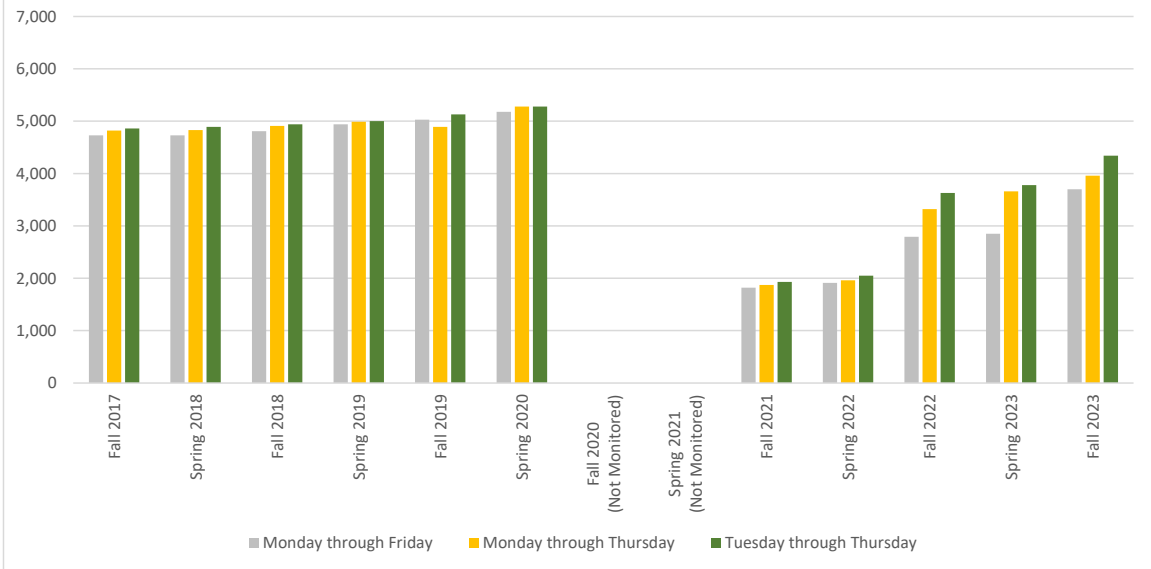
Table C2: PEAK PERIOD VOLUME COMPARISON (COMPARING MIN/MAX VALUES FOR SAME PEAK PERIOD ACROSS BOTH WEEKS)												
	San Antonio Gateway (San Antonio Road + Bayshore Parkway)			Rengstorff Gateway			Shoreline Gateway (Shoreline Boulevard + La Avenida Street)			Gateways Total		
	Inbound	Outbound	Total	Inbound	Outbound	Total	Inbound	Outbound	Total	Inbound	Outbound	Total
AM Peak Period (07:45 AM - 10:45 AM)												
Min Volume	1,504	397	1,934	5,311	773	6,152	5,679	1,738	7,483	12,711	2,908	15,734
Max Volume	1,663	459	2,086	5,635	851	6,423	6,230	1,917	8,138	13,462	3,217	16,587
Weekly Average	1,570	413	1,984	5,492	816	6,307	5,969	1,826	7,795	13,031	3,054	16,085
Range	159	62	152	324	78	271	551	180	655	751	309	853
Min / Average	-4%	-4%	-2%	-3%	-5%	-2%	-5%	-5%	-4%	-2%	-5%	-2%
Max / Average	6%	11%	5%	3%	4%	2%	4%	5%	4%	3%	5%	3%
Range / Average	10%	15%	8%	6%	10%	4%	9%	10%	8%	6%	10%	5%
PM Peak Period (03:30 PM - 06:30 PM)												
Min Volume	631	1,111	1,806	906	4,312	5,288	2,147	5,857	8,004	3,778	11,493	15,271
Max Volume	844	1,320	2,122	1,294	4,493	5,651	3,333	6,228	9,392	5,296	11,930	17,125
Weekly Average	706	1,248	1,954	1,049	4,378	5,427	2,500	6,039	8,538	4,255	11,664	15,919
Range	213	209	316	388	181	363	1,186	372	1,388	1,518	437	1,854
Min / Average	-11%	-11%	-8%	-14%	-1%	-3%	-14%	-3%	-6%	-11%	-1%	-4%
Max / Average	20%	6%	9%	23%	3%	4%	33%	3%	10%	24%	2%	8%
Range / Average	30%	17%	16%	37%	4%	7%	47%	6%	16%	36%	4%	12%

Attachment D: Historic Gateway Volume

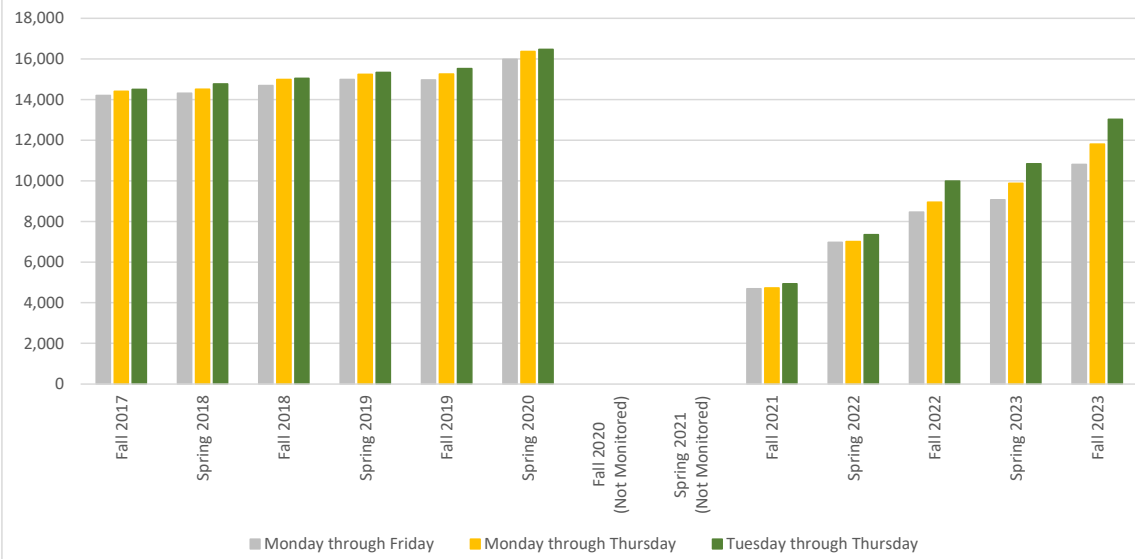
Historic AM Peak Hour Inbound Volumes (Fall 2017 to Fall 2023)
All Gateways Total



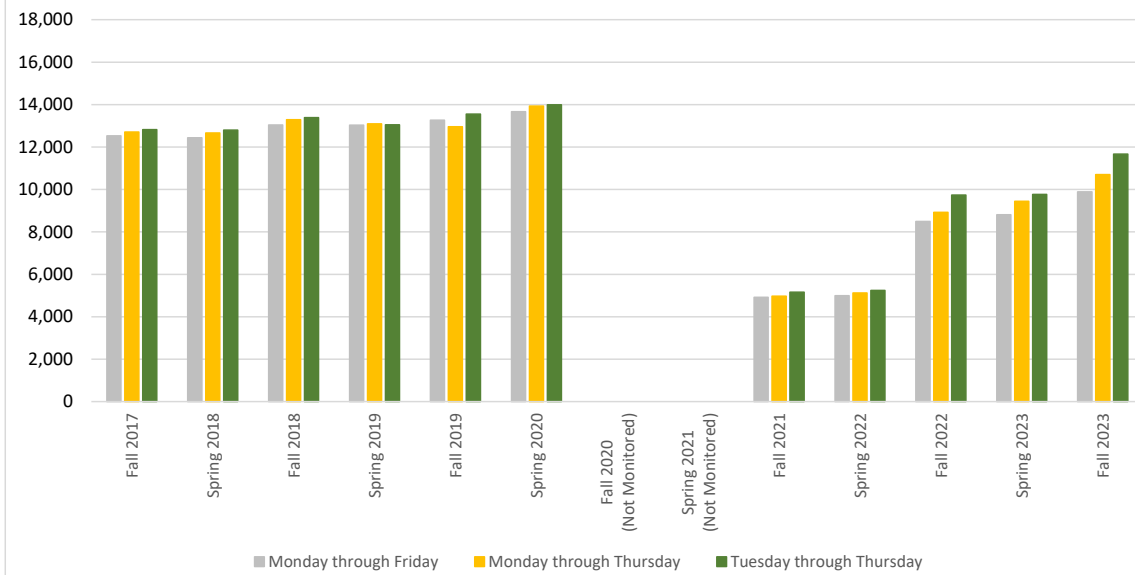
Historic PM Peak Hour Outbound Volumes (Fall 2017 to Fall 2023)
All Gateways Total



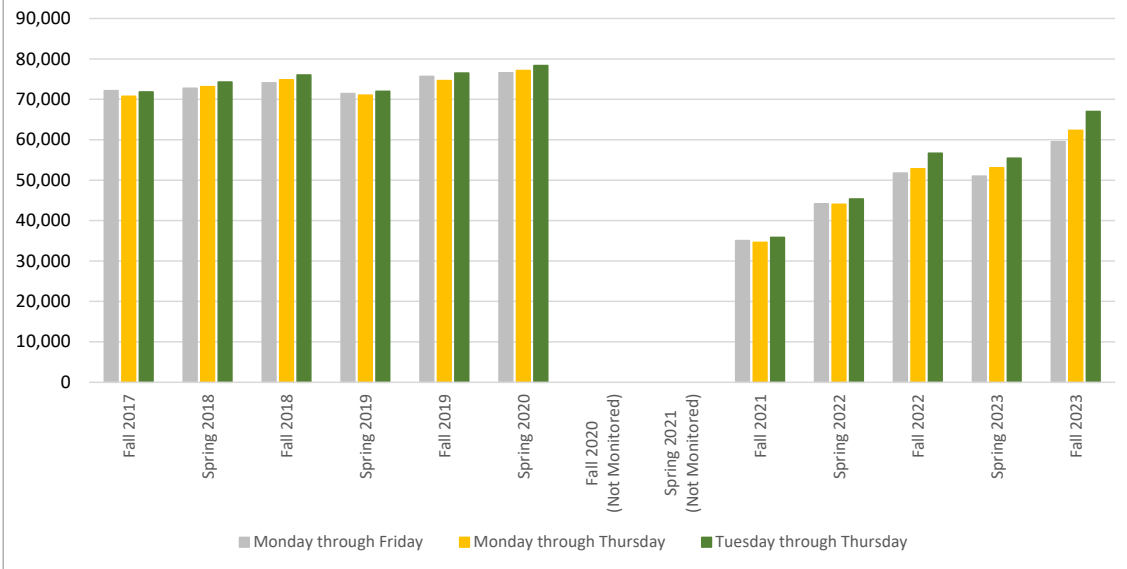
Historic AM Peak Period Inbound Volumes (Fall 2017 to Fall 2023)
All Gateways Total



Historic PM Peak Period Outbound Volumes (Fall 2017 to Fall 2023)
All Gateways Total



Historic Daily Volumes (Fall 2017 to Fall 2023)
All Gateways Total



**Attachment E: Peak Hour/Peak Period Comprehensive Mode
Split**

Mode	Vehicle Percentage	Person Percentage (Without TNC Driver)*	Person Percentage (With TNC Driver)**	Vehicle Volume	Person Volume (Without TNC Driver)*	Person Volume (With TNC Driver)**
SOV	83.1%	64.5%	63.4%	11,327	11,327	11,327
TNC1	0.3%	0.0%	0.2%	38	0	38
TNC2	1.7%	1.3%	2.6%	233	233	466
HOV	7.7%	12.2%	12.0%	1,049	2,139	2,139
TNC3	0.2%	0.3%	0.4%	23	46	69
TNC4	0.0%	0.0%	0.0%	0	0	0
Private Shuttles	2.3%	17.6%	17.4%	308	3,099	3,099
MVGO	0.2%	0.2%	0.2%	28	34	34
VTA	0.2%	0.4%	0.4%	24	76	76
ACE	0.0%	0.0%	0.0%	0	0	0
Bike	3.5%	2.7%	2.6%	471	471	471
Ped	1.0%	0.8%	0.8%	137	137	137
Total	100%	100%	100%	13,638	17,562	17,856

Mode	Vehicle Percentage	Person Percentage (Without TNC Driver)*	Person Percentage (With TNC Driver)**	Vehicle Volume	Person Volume (Without TNC Driver)*	Person Volume (With TNC Driver)**
SOV	78.4%	60.4%	59.2%	9,589	9,589	9,589
TNC1	0.7%	0.0%	0.5%	80	0	80
TNC2	1.9%	1.4%	2.8%	227	227	454
HOV	11.6%	18.3%	17.9%	1,420	2,906	2,906
TNC3	0.2%	0.3%	0.5%	25	50	75
TNC4	0.0%	0.0%	0.0%	0	0	0
Private Shuttles	2.3%	15.3%	15.0%	278	2,432	2,432
MVGO	0.2%	0.2%	0.2%	26	34	34
VTA	0.2%	0.5%	0.5%	21	77	77
ACE	0.0%	0.0%	0.0%	0	0	0
Bike	3.5%	2.7%	2.7%	432	432	432
Ped	1.0%	0.8%	0.8%	127	127	127
Total	100%	100%	100%	12,225	15,874	16,206

*Transportation network companies (TNC) (e.g., Uber, Lyft, etc.) were observed by vehicle occupancy (1 person, 2 persons, 3 persons, and 4+ persons). The driver was not considered a part of the person volume; therefore, TNC1 = 0 persons per vehicle; TNC2 = 1 person per vehicle; TNC3 = 2 persons per vehicle; and TNC4 = 3 persons per vehicle.

** Transportation network companies (TNC) (e.g., Uber, Lyft, etc.) were observed by vehicle occupancy (1 person, 2 persons, 3 persons, and 4+ persons). One-person (i.e., driver only) and two-person TNC vehicles were included as single occupancy vehicles (SOV), while TNC vehicles with three or more persons were included as high occupancy vehicles (HOV). The driver was considered a part of the person volume and an average vehicle occupancy for morning peak period and evening peak period was applied to the sum of HOV, TNC2, TNC3, and TNC4. This table shows TNC2 = 2 persons per vehicle; TNC3 = 3 persons per vehicle; TNC4 = 4 persons per vehicle; and the HOV person volume is the remainder of the person volume to achieve the average vehicle occupancy for HOV plus HOV TNCs.

Gateway	SOV	TNC1	TNC2	HOV	TNC3	TNC4	Shuttles	MVGO	VTA	ACE	Bike	Ped	Total
San Antonio	1,349	0	11	201	0	0	933	17	13	0	18	11	2,553
Rengstorff	4,694	0	86	1,148	18	0	1,232	0	13	0	30	10	7,231
Shoreline	5,284	0	136	790	28	0	934	17	50	0	33	11	7,283
Permanente Creek Trail	0	0	0	0	0	0	0	0	0	0	151	43	194
Stevens Creek Trail	0	0	0	0	0	0	0	0	0	0	239	62	301
Total	11,327	0	233	2,139	46	0	3,099	34	76	0	471	137	17,562

Gateway	SOV	TNC1	TNC2	HOV	TNC3	TNC4	Shuttles	MVGO	VTA	ACE	Bike	Ped	Total
San Antonio	11.9%	0.0%	4.7%	9.4%	0.0%	0.0%	30.1%	17.1%	17.1%	0.0%	3.8%	8.0%	14.5%
Rengstorff	41.4%	0.0%	36.9%	53.7%	39.1%	0.0%	39.8%	0.0%	17.1%	0.0%	6.4%	7.3%	41.2%
Shoreline	46.6%	0.0%	58.4%	36.9%	60.9%	0.0%	30.1%	50.0%	65.8%	0.0%	7.0%	7.9%	41.5%
Permanente Creek Trail	0.0%	0.0%	0.0%	0.0%	0.0%	0.0%	0.0%	0.0%	0.0%	0.0%	32.1%	31.4%	1.1%
Stevens Creek Trail	0.0%	0.0%	0.0%	0.0%	0.0%	0.0%	0.0%	0.0%	0.0%	0.0%	50.8%	45.3%	1.7%
Total	100%	0%	100%	100%	100%	0%	100%	100%	100%	0%	100%	100%	100%

Gateway	SOV	TNC1	TNC2	HOV	TNC3	TNC4	Shuttles	MVGO	VTA	ACE	Bike	Ped	Total
San Antonio	1,016	0	10	267	2	0	963	16	0	0	26	9	2,309
Rengstorff	3,553	0	108	1,174	18	0	974	0	26	0	26	6	5,885
Shoreline	5,020	0	109	1,465	30	0	495	18	51	0	26	15	7,229
Permanente Creek Trail	0	0	0	0	0	0	0	0	0	0	123	42	165
Stevens Creek Trail	0	0	0	0	0	0	0	0	0	0	231	55	286
Total	9,589	0	227	2,906	50	0	2,432	34	77	0	432	127	15,874

Gateway	SOV	TNC1	TNC2	HOV	TNC3	TNC4	Shuttles	MVGO	VTA	ACE	Bike	Ped	Total
San Antonio	10.6%	0.0%	4.4%	9.2%	4.0%	0.0%	39.6%	47.1%	0.0%	0.0%	6.0%	7.1%	14.5%
Rengstorff	37.1%	0.0%	47.6%	40.4%	36.0%	0.0%	40.0%	0.0%	33.8%	0.0%	6.0%	4.7%	37.1%
Shoreline	52.4%	0.0%	48.0%	50.4%	60.0%	0.0%	20.4%	52.9%	66.2%	0.0%	6.0%	11.8%	45.5%
Permanente Creek Trail	0.0%	0.0%	0.0%	0.0%	0.0%	0.0%	0.0%	0.0%	0.0%	0.0%	28.5%	33.1%	1.0%
Stevens Creek Trail	0.0%	0.0%	0.0%	0.0%	0.0%	0.0%	0.0%	0.0%	0.0%	0.0%	53.5%	43.3%	1.8%
Total	100%	0%	100%	100%	100%	0%	100%	100%	100%	0%	100%	100%	100%

Mode	Vehicle Percentage	Person Percentage (Without TNC Driver)*	Person Percentage (With TNC Driver)**	Vehicle Volume	Person Volume (Without TNC Driver)*	Person Volume (With TNC Driver)**
SOV	82.3%	62.4%	61.1%	4,512	4,512	4,512
TNC1	0.2%	0.0%	0.2%	13	0	13
TNC2	2.4%	1.8%	3.6%	133	133	266
HOV	7.7%	11.9%	11.6%	421	858	858
TNC3	0.3%	0.4%	0.6%	15	30	45
TNC4	0.0%	0.0%	0.0%	0	0	0
Private Shuttles	2.1%	19.6%	19.1%	116	1,415	1,415
MVGO	0.2%	0.1%	0.1%	10	10	10
VTA	0.2%	0.3%	0.3%	11	22	22
ACE	0.0%	0.0%	0.0%	0	0	0
Bike	3.7%	2.8%	2.8%	205	205	205
Ped	0.8%	0.6%	0.6%	44	44	44
Total	100%	100%	100%	5,480	7,229	7,390

Mode	Vehicle Percentage	Person Percentage (Without TNC Driver)*	Person Percentage (With TNC Driver)**	Vehicle Volume	Person Volume (Without TNC Driver)*	Person Volume (With TNC Driver)**
SOV	78.1%	64.3%	62.8%	3,584	3,584	3,584
TNC1	0.8%	0.0%	0.6%	37	0	37
TNC2	2.0%	1.7%	3.2%	92	92	184
HOV	10.9%	18.3%	17.9%	499	1,022	1,022
TNC3	0.2%	0.4%	0.5%	10	20	30
TNC4	0.0%	0.0%	0.0%	0	0	0
Private Shuttles	2.1%	10.4%	10.1%	97	578	578
MVGO	0.3%	0.2%	0.2%	12	9	9
VTA	0.1%	0.2%	0.2%	4	12	12
ACE	0.0%	0.0%	0.0%	0	0	0
Bike	4.4%	3.6%	3.5%	202	202	202
Ped	1.2%	1.0%	0.9%	53	53	53
Total	100%	100%	100%	4,590	5,572	5,711

**Transportation network companies (TNC) (e.g., Uber, Lyft, etc.) were observed by vehicle occupancy (1 person, 2 persons, 3 persons, and 4+persons). The driver was not considered a part of the person volume; therefore, TNC1 = 0 persons per vehicle; TNC2 = 1 person per vehicle; TNC3 = 2 persons per vehicle; and TNC4 = 3 person per vehicle.

** Transportation network companies (TNC) (e.g., Uber, Lyft, etc.) were observed by vehicle occupancy (1 person, 2 persons, 3 persons, and 4+persons). One-person (i.e., driver only) and two-person TNC vehicles were included as single occupancy vehicles (SOV), while TNC vehicles with three or more persons were included as high occupancy vehicles (HOV). The driver was considered a part of the person volume and an average vehicle occupancy for morning peak period and evening peak period was applied to the sum of HOV, TNC2, TNC3, and TNC4. This table shows TNC2 = 2 persons per vehicle; TNC3 = 3 person per vehicle; TNC4 = 4 persons per vehicle; and the HOV person volume is the remainder of the person volume to achieve the average vehicle occupancy for HOV plus HOV TNCs.

Gateway	SOV	TNC1	TNC2	HOV	TNC3	TNC4	Shuttles	MVGO	VTA	ACE	Bike	Ped	Total
San Antonio	547	0	5	92	0	0	444	5	2	0	6	2	1,103
Rengstorff	2,043	0	67	536	14	0	603	0	4	0	14	4	3,285
Shoreline	1,922	0	61	230	16	0	368	5	16	0	16	4	2,638
Permanente Creek Trail	0	0	0	0	0	0	0	0	0	0	68	15	83
Stevens Creek Trail	0	0	0	0	0	0	0	0	0	0	101	19	120
Total	4,512	0	133	858	30	0	1,415	10	22	0	205	44	7,229

Gateway	SOV	TNC1	TNC2	HOV	TNC3	TNC4	Shuttles	MVGO	VTA	ACE	Bike	Ped	Total
San Antonio	12.1%	0.0%	3.8%	10.7%	0.0%	0.0%	31.4%	50.0%	9.1%	0.0%	3.1%	5.1%	15.3%
Rengstorff	45.3%	0.0%	50.4%	62.5%	46.7%	0.0%	42.6%	0.0%	18.2%	0.0%	6.8%	9.0%	45.4%
Shoreline	42.6%	0.0%	45.9%	26.8%	53.3%	0.0%	26.0%	50.0%	72.7%	0.0%	7.6%	9.0%	36.5%
Permanente Creek Trail	0.0%	0.0%	0.0%	0.0%	0.0%	0.0%	0.0%	0.0%	0.0%	0.0%	33.2%	33.9%	1.1%
Stevens Creek Trail	0.0%	0.0%	0.0%	0.0%	0.0%	0.0%	0.0%	0.0%	0.0%	0.0%	49.3%	42.9%	1.7%
Total	100%	0%	100%	100%	100%	0%	100%	100%	100%	0%	100%	100%	100%

Gateway	SOV	TNC1	TNC2	HOV	TNC3	TNC4	Shuttles	MVGO	VTA	ACE	Bike	Ped	Total
San Antonio	413	0	3	128	2	0	254	4	0	0	13	3	820
Rengstorff	1,329	0	46	439	6	0	233	0	6	0	13	1	2,073
Shoreline	1,842	0	43	455	12	0	91	5	6	0	9	4	2,468
Permanente Creek Trail	0	0	0	0	0	0	0	0	0	0	60	19	79
Stevens Creek Trail	0	0	0	0	0	0	0	0	0	0	107	26	133
Total	3,584	0	92	1,022	20	0	578	9	12	0	202	53	5,573

Gateway	SOV	TNC1	TNC2	HOV	TNC3	TNC4	Shuttles	MVGO	VTA	ACE	Bike	Ped	Total
San Antonio	11.5%	0.0%	3.3%	12.5%	10.0%	0.0%	43.9%	44.4%	0.0%	0.0%	6.4%	5.7%	14.7%
Rengstorff	37.1%	0.0%	50.0%	43.0%	30.0%	0.0%	40.3%	0.0%	50.0%	0.0%	6.6%	1.4%	37.2%
Shoreline	51.4%	0.0%	46.7%	44.5%	60.0%	0.0%	15.7%	55.6%	50.0%	0.0%	4.6%	8.0%	44.3%
Permanente Creek Trail	0.0%	0.0%	0.0%	0.0%	0.0%	0.0%	0.0%	0.0%	0.0%	0.0%	29.7%	35.8%	1.4%
Stevens Creek Trail	0.0%	0.0%	0.0%	0.0%	0.0%	0.0%	0.0%	0.0%	0.0%	0.0%	53.0%	49.1%	2.4%
Total	100%	0%	100%	100%	100%	0%	100%	100%	100%	0%	100%	100%	100%